



UNITED REPUBLIC OF TANZANIA
MINISTRY OF ENERGY
ENERGY AND WATER UTILITIES
REGULATORY AUTHORITY
(EWURA)



THE MID AND DOWNSTREAM PETROLEUM SUB-SECTOR PERFORMANCE REPORT FOR THE YEAR 2022

JUNE 2023

Energy and Water Utilities Regulatory Authority,
EWURA House, 3 EWURA Street, 41104, Tambukareli,
P.O. Box 2857, Dodoma, Tanzania.
Tel: +255 (0) 26 232 9002 – 4,
Fax: +255 (0) 26 232 9005,
E-mail: info@ewura.go.tz

TABLE OF CONTENTS

CHAIRMAN'S STATEMENT	iii
FOREWORD.....	iv
ABBREVIATIONS AND ACRONYMS	vi
EXECUTIVE SUMMARY	viii
1. INTRODUCTION.....	1
1.1 Regulatory Instruments and Standards.....	1
2. LIQUID PETROLEUM PRODUCTS INFRASTRUCTURE	6
2.1 Offloading/Receiving Facilities	6
2.2 Petroleum Storage Terminals.....	7
2.3 TAZAMA Receiving Terminal.....	7
2.4 Transportation Infrastructure	8
2.5 Petrol Stations.....	8
3. LIQUID PETROLEUM PRODUCTS SUPPLY AND CONSUMPTION	10
3.1 Importation of Petroleum Products through the Bulk Procurement System	10
3.2 Quantities of Imported Liquid Petroleum Products	11
3.3 Consumption of Liquid Petroleum Products	13
3.4 Stock Availability	17
4. PRICES OF LIQUID PETROLEUM PRODUCTS.....	19
4.1 Trend of World Prices for Petroleum Products.....	19
4.2 Domestic Petroleum Product Prices.....	21
4.3 Market Share of Oil Marketing Companies	32
5. INFRASTRUCTURE AND SUPPLY OF LIQUEFIED PETROLEUM GAS.....	35

5.1	LPG Facilities	35
5.2	LPG Imports	37
5.3	Monitoring Market Share of Liquefied Petroleum Gas Marketing Companies ..	38
6.	SUPPLY OF LUBRICANTS.....	41
7.	LICENSING ACTIVITIES	44
8.	COMPLIANCE MONITORING AND ENFORCEMENT	46
8.1	Monitoring Compliance to Petroleum Infrastructure Standards	46
8.2	Monitoring Compliance to Petroleum Products Quality	47
8.3	Monitoring Compliance with Fuel Marking Programs	48
8.4	Compliance to the Price Setting Rules	51
8.5	Issuance of Construction Approvals	51
8.6	Construction Approval for EACOP Pipeline System.....	52
8.7	Construction of Petroleum Facility without Approval	54
8.8	Monitoring Compliance to HSE in Petroleum Operations and Transportation ..	54
9.	ENVIRONMENTAL IMPACT ASSESSMENT AND AUDIT REVIEW	59
10.	INCIDENT INVESTIGATIONS	60
11.	REGULATORY IMPACT	62
12.	CHALLENGES IN THE SUB-SECTOR	63
13.	FUTURE OUTLOOK OF THE PETROLEUM SUB-SECTOR.....	64
14.	CONCLUSION.....	65
15.	APPENDICES.....	66

CHAIRMAN'S STATEMENT

On behalf of the EWURA Board of Directors, I am delighted to present the ninth Mid and Downstream Petroleum Sub-Sector Performance Report for the year 2022. The report provides information on relevant matters in the sub-sector including legal instruments governing the sub-sector, available infrastructure, suppliers of petroleum products in the country, quantity of imported petroleum products, market share of licensed operators, and prices of liquid petroleum products.

EWURA continued to oversee all matters related to the petroleum industry including security of supply of petroleum products as well as operators' compliance with quality standards for infrastructure and petroleum products. Furthermore, the Authority continued to promote the construction of petrol stations in rural areas and the safe distribution of LPG to compliment the Government's effort in transitioning to clean energy for cooking.

In the period under review, the country had stable supply of petroleum products, investments in rural petrol stations continued to increase and local prices were set at tolerable levels despite the high increase in the world market prices.

I would like to extend my special gratitude to the Government of Tanzania under Her excellence Dr. Samia Suluhu Hassan, the President of the United Republic of Tanzania for providing subsidies between June and December 2022 when the prices of petroleum products were very high to ensure the prices are kept affordable the consumers. My appreciation also goes to the Ministry of Energy for its continued support and to all key stakeholders in the mid and downstream petroleum sub-sector for their cooperation.

Finally, I take this opportunity to congratulate my colleagues, the EWURA Board members, Management and Staff for their commitment, dedication, and insightful contributions aimed at developing the sub-sector.

Prof. Mark J. Mwandosya

BOARD CHAIRMAN

June 2023

FOREWORD

Under the Petroleum Act, Cap 392 together with the Energy and Water Utilities Regulatory Authority (EWURA) Act, Cap 414, EWURA is mandated to regulate the mid and downstream petroleum sub-sector in Mainland Tanzania. The Authority accomplishes its regulatory roles by undertaking technical, economic and safety regulatory functions. As provided in the Petroleum Act, EWURA is required to prepare and publish an annual report that disseminates information and data regarding the performance of the mid and downstream petroleum sub-sector in Mainland Tanzania. This report is for the performance of the sub-sector for the year 2022.

In the year under review, the importation of petroleum products for local consumption increased by 5.8% from 3.96 billion litres in the year 2021 to 4.18 billion litres. Similarly, the imports of transit products to the neighbouring countries increased by 28.9% from 3.11 billion litres in the year 2021 to 4.01 billion litres in the year 2022. In total, importations of petroleum products in 2022 amounted to 8.19 billion litres which is an increase of 16% from 7.07 billion litres imported in 2021.

LPG importation also continued to grow with imports reaching 250,200 MT in the year 2022 which is a 0.8% increase from 248,216MT imported in the year 2021. The Government and LPG Marketing Companies will continue to build awareness among the public on the importance and advantages of using LPG for cooking to replace charcoal and firewood. The lubricants market also grew by 5% with total imports and blended quantities reaching 58.48 million litres having increased from 55.52 million that were imported and blended in the year 2021.

In the year under review, crude oil prices increased by 40% to an average price of 99 USD/BBL compared to an average price of 70.76 USD/BBL recorded in the year 2021. Consequently, the FOB prices of refined products and local pump prices also increased. The increase in crude oil prices was contributed by geopolitical tension with Russia that resulted in the invasion of Ukraine in 2022. This war together with the low global crude oil inventories contributed to the growth of crude oil prices in world markets.

EWURA has continued to regulate the mid and downstream petroleum sub-sector by ensuring the sub-sector is streamlined. EWURA ensured there is the security of supply throughout the year and continued to undertake inspections to ensure petroleum operations are conducted in compliance with the applicable laws, standards and the best petroleum industry practices.

I hope that all our stakeholders will find the report useful in their investment decisions and planning for improved efficiency in the mid and downstream petroleum sub-sector

particularly in improving the available infrastructure and constructing new ones especially petroleum products receiving infrastructure and retail outlets in rural areas.

Dr. James Andilile Mwainyekule

DIRECTOR GENERAL

June 2023

ABBREVIATIONS AND ACRONYMS

AGO	Automotive Gasoil
BPS	Bulk Procurement System
BoT	Bank of Tanzania
BBL	Barrel
CIF	Cost, Insurance, and Freight
DWT	Dead Weight Tonnage
EA	Environmental Audit
EIA	Environmental Impact Assessment
EWURA	Energy and Water Utilities Regulatory Authority
FOB	Free on Board
GIS	Geographic Information System
GN	Government Notice
HFO	Heavy Furnace Oil
HSE	Health, Safety and Environment
IDO	Industrial Diesel Oil
IK	Illuminating Kerosene
KOJ1	Kurasini Oil Jetty 1
KOJ2	Kurasini Oil Jetty 2
L	Litres
LMC	Liquefied Petroleum Gas Marketing Company
LPG	Liquefied Petroleum Gas
m ³	Cubic metre
MoE	Ministry of Energy
MT	Metric Ton
NEMC	National Environment Management Council
NBS	National Bureau of Statistics
OMCs	Oil Marketing Companies

OPEC	Organization of Petroleum Exporting Countries
PBPA	Petroleum Bulk Procurement Agency
PMS	Petroleum Motor Spirit
SBM	Single Buoy Mooring
TAZAMA	Tanzania Zambia Mafuta
TBS	Tanzania Bureau of Standards
TIPER	Tanzania International Petroleum Reserve
TPA	Tanzania Ports Authority
TPDC	Tanzania Petroleum Development Corporation
TRA	Tanzania Revenue Authority
TShs	Tanzanian Shillings
TZS	Tanzania Standard
USD	United States Dollar
%	percent

EXECUTIVE SUMMARY

EWURA is mandated by Section 30(1) of the Petroleum Act, Cap 392 to perform technical, economic, and safety regulatory functions for mid and downstream petroleum activities in mainland Tanzania. EWURA is required to regulate the sub-sector in an effective, efficient, and transparent manner. In this regard, EWURA prepares annual performance reports that provide data and information about the petroleum sub-sector to the general public.

This is the Ninth Mid and Downstream Petroleum Sub-Sector Performance Report which provides key sub-sector information such as data and information on regulatory tools used to regulate the sub-sector, available petroleum infrastructure, petroleum product importation, consumption levels and the trend of prices of white petroleum products. Below is a highlight of the sub-sector performance.

Infrastructure

The main infrastructure for the mid and downstream petroleum sub-sector in Tanzania are berthing facilities at Dar es Salaam, Tanga, and Mtwara ports, and petroleum products receiving and storage terminals located in the vicinity of the aforementioned ports. The capacities of the berthing and storage facilities have not changed. The capacities remain the same as reported in the year 2021. As of December 2022, there were 21 operational petroleum receiving terminals located around Dar es Salaam, Tanga, and Mtwara ports with a total storage capacity of 1,343,115 cubic metres out of the installed capacity of 1,409,244 cubic metres from 23 receiving terminals. There are six Liquefied Petroleum Gas (LPG) storage facilities with a total storage capacity of 15,750 MT. By the end of 2022, there were 2,260 operating petrol stations with 341 stations located in rural areas. Below is the capacity of berthing facilities:

Berthing Facility	Maximum Vessel Capacity (DWT)
Single Buoy Mooring (SBM) at Dar es Salaam port	150,000
Kurasini Oil Jetty 1 (KOJ1) at Dar es Salaam port	45,000
Kurasini Oil Jetty 2 (KOJ2) at Dar es Salaam port	5,000
Tanga	40,000
Mtwara	38,000

Bulk Procurement System (BPS)

Liquid petroleum products for local consumption are imported using the Bulk Procurement System (BPS). The products are imported through Dar es Salaam, Tanga, and Mtwara ports. In the year 2022, the Petroleum Bulk Procurement Agency (PBPA) awarded 115 BPS contracts to the suppliers that won BPS tenders for the supply of petroleum products to Tanzania.

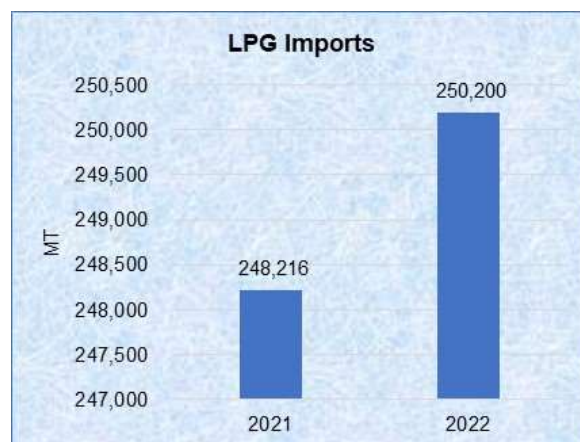
The weighted average of the premium tendered by the suppliers that won the BPS tenders in the year 2022 was 87.11 USD/MT for diesel, 127 USD/MT for petrol, and 161 USD/MT for Jet A1/Kerosene. The weighted average premium for diesel, petrol, and Jet A-1/kerosene in the year 2022 increased by 211%, 324%, and 275% respectively compared to the weighted average premiums in the year 2021.



Importation of Petroleum Products

Importation of liquid petroleum products increased by 16% from 7.07 billion litres imported in 2021 to 8.19 billion litres imported in 2022. Local imports increased by 5.6% while transit imports increased by 29%. The increase is mainly attributed to increased economic activities as the GDP of Tanzania 2022 grew by 5.2% in the third quarter of 2022 based on the NBS report "*Highlights on The Third Quarter (July-September) Gross Domestic Product 2022.*"

LPG importation increased by 1% from 248,216 MT imported in 2021 to 250,200 MT imported in 2022. The Government and LPG Marketing Companies (LMCs) continue to create awareness to the public on the importance of using LPG instead of using traditional fuels such as charcoal, firewood, and kerosene coupled with market promotions done by LMCs so as to promote usage of LPG.

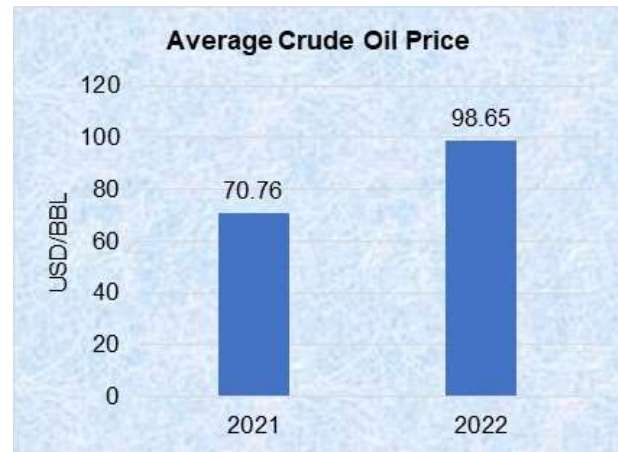


In the year under review, the number of lubricants supplied to the market was 58.48 million litres which is a 5% increase from 55.52 million litres supplied in the year 2021. Out of the quantity that was supplied in the year 2022, 82% was from locally blended products and the remaining quantity was from imports.

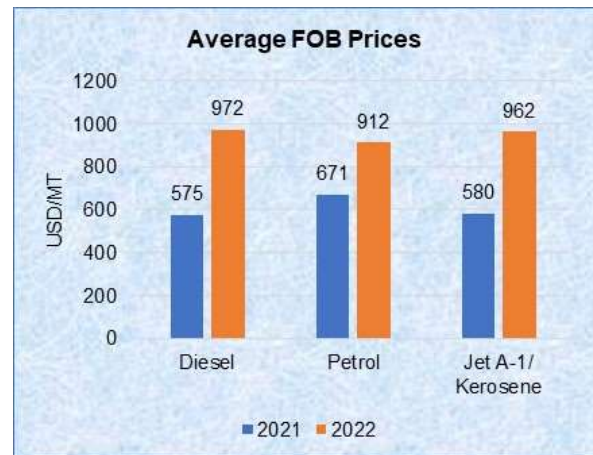


Petroleum Prices

The average crude oil price in 2022 was 98.65 USD/BBL which is an increase of 40% compared to the average crude oil price of 70.76 USD/BBL in the year 2021. The increase in crude oil prices is attributed to the Russia – Ukraine war and low global crude oil inventories.



The increase in crude oil prices also led to an increase in the prices of refined products. In the year under review, the FOB prices of petrol, diesel, and kerosene/ Jet A-1 increased by 36%, 69%, and 66% respectively compared to the average FOB prices recorded in the year 2021.



Compliance Monitoring of the Petroleum Facilities

During the period under review, EWURA inspected 659 petroleum facilities to check compliance with the applicable laws and best petroleum industry practices. Out of the inspected petroleum facilities, 550 facilities (equivalent to 83%) complied with all requirements at the time of inspections which is an increase of 22% compared to the 61% compliance level attained in 2021. Non-compliant facilities were closed until all of the observed anomalies were rectified. The Authority will continue to conduct regular compliance monitoring and enforcement activities to ensure that all petroleum facilities comply with the applicable laws, standards, and best petroleum industry practices. The quality of the petroleum infrastructures continues to improve especially the retail outlets.

Monitoring of the Quality of Petroleum Products Distributed in the market

During the period under review, EWURA collected 874 samples from the licensed petroleum facilities (storage depots and retail outlets) to check conformity to the quality standards. Out of the collected samples, 32 samples, equivalent to 3.66% did not conform to the standards. This is an improvement from the non-compliance 12.19% attained in 2021. Legal actions were taken against the operators that were found with non-conforming products. Generally, the quality of petroleum products distributed in the market in Tanzania meets quality specifications.

Challenges in the Petroleum Mid and Downstream Sub-Sector

The main challenges that still face the sub-sector are the lack of a Single Receiving Terminal (SRT) for white petroleum products to ensure products are received within a short period and hence reduce demurrage costs and products losses; limited capacity of LPG offloading facility at the ports; inadequate investments in petrol stations in rural areas; smuggling of petroleum products from neighbouring countries; high LPG starter

pack cost which limits the increase of users especially low-income earners; and illegal re-filling of LPG cylinders.

1. INTRODUCTION

The Mid and Downstream Petroleum Sub-Sector Performance Report is published by Energy and Water Utilities Regulatory Authority (EWURA) on an annual basis. This is the ninth edition since 2014. The report provides data and information on the mid and downstream petroleum sub-sector in Tanzania. It provides data and information on regulatory tools used in regulating the sub-sector, available petroleum infrastructure, petroleum products importation, movement of petroleum products and prices in the world and local market, the performance of the fuel marking program, and operators' compliance to various legislations including supply of products that meet National quality specifications.

1.1 Regulatory Instruments and Standards

The mid and downstream petroleum sub-sector is regulated using various legal instruments and standards. These instruments include The National Energy Policy 2015, the Petroleum Act 2015 Cap 392, EWURA Act, Cap 414, and other cross-cutting regulatory instruments.

1.1.1 Legislations

In addition to the aforementioned legislative tools, various subsidiary legislations are used in regulating the mid and downstream petroleum sub-sector. These include:

- (i) The Petroleum (General) Regulation, 2011 GN. No. 163;
- (ii) The Petroleum (Bulk Procurement) Regulations, 2017 GN. No. 198;
- (iii) The Petroleum (Wholesales, Storage Retail, and Consumer Installation) Rules 2022 GN. No 150;
- (iv) The Petroleum (Retail Operations in Townships and Villages) Rules, 2020 GN. No. 818;
- (v) The Petroleum (Liquefied Petroleum Gas Operations) (Amendment) Rules, 2022-GN. No. 144;
- (vi) The Petroleum (Marine Loading and Offloading) Rules, 2018 GN. No. 379;
- (vii) The Petroleum (Refinery Operations) Rules, 2018 GN. No. 378;
- (viii) The Petroleum (Lubricants Operations) Rules, 2022 GN. No. 115;
- (ix) The Petroleum (Waste Recycling) Rules, 2017 GN. No. 220;

- (x) The Petroleum (Sampling and Testing) Rules, 2010 GN. No. 211;
- (xi) The Petroleum (Marking and Quality Control) Rules, 2010 GN. No. 210;
- (xii) The Petroleum (Pipeline Operations) Rules, 2015 GN No. 477
- (xiii) The Petroleum (Licensing Fees) Rules, 2020 GN. No. 816
- (xiv) The Petroleum (Bitumen and Petcoke Operations) Rules, 2016 GN. No. 99
- (xv) The Energy and Water Regulatory Authority (Petroleum Products Price Setting) Rules, 2022 GN. No. 57;
- (xvi) Energy and Water Utilities Regulatory Authority (Compounding of Offences) Regulations, 2020 SUPP GN. No. 397; and
- (xvii) The Petroleum (Condensate Operations) Rules, 2021 GN. No. 395.

1.1.2 Petroleum Products and Infrastructure Standards

According to section 30(2)(b) of the Petroleum Act, Cap. 392, EWURA is mandated to monitor the quality and standards of petroleum products and the petroleum handling infrastructures. In performing its regulatory activities, the Authority ensures that petroleum products and infrastructure comply with standards. Tanzania Bureau of Standards (TBS) is the statutory body in Mainland Tanzania whose main responsibility, among others, includes the formulation of standards. In developing Tanzanian standards related to petroleum products and facilities, TBS involves key stakeholders including EWURA. International standards are used in the absence of National standards. The applicable national standards are shown below:

Petroleum Products Standards

- (i) TZS 580:2017 (3rd Ed) Illuminating Kerosene (IK) – Specification;
- (ii) TZS 798:2021 (3rd Ed) Lubricating Greases – Specification;
- (iii) TZS 818:2021 (2nd Ed) Liquefied Petroleum Gases – Specification;
- (iv) TZS 2260:2018 (1st Ed) – High-performance engine lubricating oil for diesel engines - Specification;
- (v) TZS 2261:2018 (1st Ed) – High-performance engine lubricating oil for petrol engines- Specification;
- (vi) TZS 667:2018 (2nd Ed) Motor Vehicle Brake Fluids – Specification;

- (vii) TZS 673:2016 (2nd Ed) Fuel Oils - Specifications;
- (viii) TZS 672:2021 (5th Ed) EAS 158:2019 ICS 75.160.20: Automotive gasoline (premium motor spirit) – Specification;
- (ix) TZS 674:2012 (2nd Ed) EAS 177:2012 ICS 75.160.20: Automotive gasoil (automotive diesel) – specification;
- (x) TZS 1099: 2017 (2nd Ed) Automotive Biodiesel Fuel - Specifications;
- (xi) TZS 1068 (9):2008/ISO 6743-9 Lubricants, Industrial Oils and related products (Class I) Classification – Part 9: Family X (Greases);
- (xii) TZS 666: 2017 (2nd Ed) – Aviation Turbine Fuel (Jet A-1) Specifications;
- (xiii) TZS 1074: 2009 (1st Ed) – ISO 12922: 1999 – Lubricants, industrial oils, and related products (class L) – Family H (hydraulic systems) Specifications for categories HFAE, HFAS, HFB, HFC, HFDR AND HFDU;
- (xiv) TZS 1072: 2018 (2nd Ed) – ISO 11158: 2009 - Lubricants, industrial oils and related products (class L) – Family H (hydraulic systems) – Specifications for categories HH, HL, HM, HV and HG;
- (xv) TZS 1073: 2018 (2nd Ed)/ - ISO 15380: 2002 – Lubricants, industrial oils, and related products (class L) – Family H (Hydraulic systems- Specification for categories HETG, HEPG HEES and HEPR;
- (xvi) TZS 1066 (Part 99): 2009 (1st Ed)- ISO 6743-99: 2002 – Lubricants, industrial oils, and related products (class L) — Classification —General;
- (xvii) TZS 675: 2018 (4th Ed) – Multipurpose automotive gear lubricants (EP) — Specification;
- (xviii) TZS 1691: 2021 (3rd Ed) – Automatic Transmission Fluids (ATF) based on road vehicles – Specification;
- (xix) TZS 2653-1:2021/ ISO 12925-1:2018 - Lubricants, industrial oils and related products (class L) - Family C (gears) - Part 1: Specifications for lubricants for enclosed gear systems;
- (xx) TZS 2852:2021/ISO 8068:2006 - Lubricants, industrial oils and related products (class L) - Family T (Turbines) - Specification for lubricating oils for turbines;
- (xxi) TZS 2651:2021/ISO 13738:2011 - Lubricants, industrial oils and related products (class L) - Family E (Internal combustion engine oils) -

Specifications for two-stroke-cycle gasoline engine oils (categories EGB, EGC and EGD);

- (xxii) TZS 2652-6:2021/ISO 6743-6:2018 - Lubricants, industrial oils and related products (class L) - Classification - Part 6: Family C (gear systems); and
- (xxiii) TZS 2652-99:2019/ISO 6743-99:2002-Lubricants, industrial oils and related products (class L) - Classification - Part 99: General Establishes a general system of classification, which applies to lubricants, Industrial oils and related products, designated by the prefix letter "L". Within class L, 18 families of product.

Petroleum Infrastructure Standards

- (i) TZS 1076: 2009 (1st Ed) – Selection, specification, installation, operation, and maintenance of automatic liquid level and temperature measuring instruments on petroleum storage tanks;
- (ii) TZS 1113:2009 (1st Ed) – Depots for the storage of petroleum products;
- (iii) TZS 1115: 2009 (1st Ed) – Petroleum Products Retail Outlets;
- (iv) TZS1114:2015 (2nd Ed) – Road transport vehicles, containers, and equipment used for the transportation of dangerous petroleum products;
- (v) TZS 1079: 2009 (1st Ed) – Installation of underground storage tanks, pumps/ dispensers and pipework at service stations and consumer installation;
- (vi) TZS 1007:2008 (1st Ed) – Code of practice for cleaning of the petroleum storage tanks and disposal of sludge;
- (vii) TZS 916:2015 (1st Ed)/ISO 10464:2004 – Gas cylinders – Refillable welded steel cylinders for liquefied petroleum gas (LPG) – Periodic Inspection and Testing;
- (viii) TZS 915:2015 (1st Ed)/ISO 10691:2004 – Gas cylinders – Refillable welded steel cylinders for liquefied petroleum gas (LPG) – Procedures for checking before, during and after filling;
- (ix) TZS 1228:2009 (1st Ed)/ISO 22991:2004 – Gas cylinders – Transportable refillable welded steel cylinders for liquefied petroleum gas (LPG) – Design and construction;
- (x) TZS 2872: 2021 (1st Ed) - The handling, storage, distribution and maintenance of liquefied petroleum gas in domestic, commercial, and

Industrial installations: Liquefied petroleum gas installations involving storage vessels of individual water capacity exceeding 500 L;

- (xi) TZS 2312: 2019 (1st Ed) - Domestic gas stoves for use with liquefied petroleum gases – Specification;
- (xii) TZS 2374-1:2020 - EAS 924-1:2018 - Handling, storage, and distribution of Liquefied Petroleum Gas (LPG) in domestic, commercial, and industrial installations — Code of practice Part 1: Storage and filling sites for refillable LPG containers of a capacity not exceeding 150 L; and
- (xiii) TZS 2374-2:2020 - EAS 924-2: 2018- Handling, storage, and distribution of Liquefied Petroleum Gas (LPG) in domestic, commercial, and industrial installations — Code of practice — Part 2: LPG installations involving gas storage vessels of individual water capacity exceeding 150 L and combined water capacity not exceeding 9000 L per installation.

2. LIQUID PETROLEUM PRODUCTS INFRASTRUCTURE

The main available infrastructure in the Mid and Downstream petroleum sub-sector includes offloading facilities at the ports, petroleum receiving and storage terminals, petroleum retail outlets (petrol stations), LPG storage and re-filling facilities, and lubricant blending plants.

2.1 Offloading/Receiving Facilities

All liquid petroleum products are imported using marine tankers which are received through berthing facilities located at Dar es Salaam, Tanga, and Mtwara ports. The imported products are for consumption in the country and for transit to the neighbouring landlocked countries of Zambia, Uganda, the Democratic Republic of Congo (DRC), Malawi, Rwanda, and Burundi. Most of the transit products are received through Dar es Salaam port.

Petroleum products for local consumption imported through Mtwara port are designated to serve Mtwara, Lindi, and Ruvuma regions whereas products imported through Tanga port are designated to serve the Northern regions of Tanga, Kilimanjaro, Manyara, and Arusha. The two ports also receive products for the transit market although Dar es Salaam port remains as the main port for receiving transit products. **Table 1** indicates the maximum safe operating capacity and products received at the berthing facilities at each port.

Table 1: Maximum Safe Operating Capacity and Products Received by Berthing Facility at Each Port

S/N	Name of the Port	Maximum Safe Operating Capacity of the Vessels that be handled (DWT)	Products that can be received through the facility
1	Dar es Salaam		
	SBM	150,000	Diesel and Crude Oil
	KOJ1	45,000	Petrol, Heavy Fuel Oil (HFO), Kerosene, Jet A-1 and Diesel
	KOJ2	5,000	LPG and Backloading of Petrol, Diesel, Kerosene and Jet A-1 to Zanzibar
2	Tanga	40,000	Diesel, Petrol and Kerosene
3	Mtwara	38,000	Diesel and Petrol

2.2 Petroleum Storage Terminals

2.2.1 Receiving terminals

Tanzania Mainland has 23 petroleum receiving terminals located around Dar es Salaam, Tanga, and Mtwara ports with a total storage capacity of 1,409,244 cubic metres. However, as of 31st December 2022, only 21 terminals were operational having a total capacity of 1,343,115 cubic metres. The terminals that are not operational are those of National Oil (T) Limited and Mogas Tanzania Limited. Amongst all facilities, TIPER has the largest storage capacity which is equivalent to 18% of the total capacity. These terminals receive petroleum products directly from vessels berthed at berthing facilities at the ports and can store products to meet the country's demand for about 122 days at the current consumption rate of 4,131,560,960 cubic metres per annum. **Appendix 1** presents the storage capacities of each receiving terminal.

2.2.2 Inland storage depot

There are 29 upcountry inland storage depots with a total storage capacity of 75,625 cubic metres. These depots can receive products from terminals using railway wagons and trucks. However, as most of the petroleum products are transported by road tankers, the use of these depots was considered to be cost-inefficient mainly due to double handling costs. As a result, most of these depots are non-operational. Road tankers are now used to transport petroleum products directly from receiving terminals at the ports to the petroleum retail outlets and consumer installations. Following the revival of the railway route from Tanga to Isaka, Kigoma, and Mwanza, some of the inland storage depots have been rehabilitated and have started operations. The capacities of inland storage depots are presented in **Appendix 2**.

2.3 TAZAMA Receiving Terminal

TAZAMA receiving terminal is connected to a Single Bouy Mooring (SBM) with a 28" pipeline and 8 Kms long from running from SBM through Mjimwema Beach to Kigamboni tank farm consisting of six storage tanks with a total capacity of 231,000 cubic metres. This receiving terminal was used for receiving spiked crude oil and transporting the product through a 1,710km long pipeline to Indeni Refinery located at Ndola in Zambia for refining. In the year 2022, the Zambian Government decided to change the use TAZAMA facility from handling spiked crude oil to handling refined petroleum products. In the period under review, TAZAMA started to convert the infrastructures to be able to handle Gasoil. The activities have been done including cleaning and repairing the six (6) petroleum storage tanks at Kigamboni and flushing the pipeline from Kigamboni to Ndola, Zambia. The five (5) tanks and the pipeline have been completed and are ready for receiving, storing, and transporting Gasoil. One (1) tank is still under major rehabilitation.

2.4 Transportation Infrastructure

Distribution of petroleum products within Tanzania Mainland from the receiving terminals at the ports is mainly done by road using road tankers. Road tankers are also used to transit petroleum products to landlocked neighbouring countries.

Despite the use of road tankers to transport most of the petroleum products, the Tanga to Isaka, Kigoma, and Mwanza railway line has been revived and is used to transport petroleum products. The railway wagons are now used by GBP to transport products from the Tanga Terminal to storage depots in Kigoma and Mwanza.

TAZAMA Pipelines Limited owns and operates a 1,710 km long pipeline with a throughput of 1,100 MT per annum from Kigamboni, Dar es Salaam in Tanzania to Indeni Refinery located at Ndola in Zambia. The pipeline was being used for transporting spiked crude oil for refining at Indeni Refinery located at Ndola in Zambia. However, TAZAMA facilities stopped operations in September 2021 following the closure of Indeni Refinery. The Zambian Government has decided to use the pipeline for transporting Gasoil. The rehabilitation of the tanks and the pipeline is underway.

TAZAMA has plans to increase the storage capacity from 231,000M³ to 380,000 M³ by constructing new storage tanks at Kigamboni and constructing new multiple product pipelines from Dar es Salaam to Ndola along the current wayleave with take-off points (Tee) at Morogoro, Makambako, Mbeya, Songwe in Tanzania and Mpika and Serenje in Zambia.

2.5 Petrol Stations

As of 31st December 2022, there were 2,260 operational petrol stations in the country compared to 1,997 petrol stations in the year 2021, equivalent to an increase of 13.17%. By the end of 2022, there were 341 petrol stations located in rural areas compared to 279 in the year 2021, equivalent to an increase of 22.22%. The ongoing increase in the number of petrol stations in both urban and rural areas is attributed to the increased demand for petroleum products in the country due to growth in economic activities, good investment policy in the country, and an increase in road networks. Most of these petrol stations are located in urban areas even though there is increased demand for petroleum products in rural areas.

The Government continues devising and implementing various strategies to increase investments in petrol stations in rural areas. Among other measures, the Authority continued to issue conditional licences to rural petrol stations that meet minimum HSE requirements so that they can continue to offer services while the respective operators rectify any observed anomalies within a given timeframe. In addition, the Petroleum (Wholesale, Storage, Retail and Consumer Installation Operations) Rules also require retailers who own at least four petrol stations in either city, municipal, or district council

to construct at least one petrol station in township or village areas that have no petrol stations.

In 2022, 65 rural petrol stations were licensed, bringing the total number of licensed rural petrol stations to 341 by the end of 2022, up from 276 in 2021.

Table 2: Licensed Petrol Stations in Mainland Tanzania as of 31st December 2022

Region	No. of Urban Petrol Station	No. of Rural Petrol Station	Total Number of Petrol Stations
Arusha	105	12	117
Coast	124	14	138
Dar es Salaam	375	0	375
Dodoma	89	24	113
Geita	64	15	79
Iringa	48	3	51
Kagera	88	18	106
Katavi	13	7	20
Kigoma	52	7	59
Kilimanjaro	85	26	111
Lindi	43	9	52
Manyara	47	12	59
Mara	45	30	75
Mbeya	91	15	106
Morogoro	95	15	110
Mtwara	48	13	61
Mwanza	121	22	143
Njombe	36	14	50
Rukwa	20	5	25
Ruvuma	43	6	49
Shinyanga	77	10	87
Simiyu	27	8	35
Singida	31	12	43
Songwe	39	7	46
Tabora	46	15	61
Tanga	67	22	89
Grand Total	1,919	341	2,260

3. LIQUID PETROLEUM PRODUCTS SUPPLY AND CONSUMPTION

3.1 Importation of Petroleum Products through the Bulk Procurement System

Through the coordination done by PBPA, the country continued to import petrol, diesel, kerosene, and Jet A-1 through Bulk Procurement System (BPS). Other petroleum products including LPG, HFO, lubricants, base oil, and bitumen are imported by companies licensed to conduct wholesale business through independent arrangements managed by each company.

A total of 115 BPS tenders were floated in 2022 which is an increase of 8 tenders compared to 107 BPS tenders floated in 2021. The increase in tenders is attributed to the increase in demand for petroleum products in the country and the neighbouring countries. **Table 3** indicates a summary of suppliers who won BPS tenders and the number of tenders won during the year under review. **Appendix 3** presents a list of all BPS tenders, the winning bidders, and the corresponding premiums.

Table 3: Winning Suppliers and Number of Tenders Won in the year 2022

S/N	BPS Tender Winner	No. of Tenders Won	%
1	AUGUSTA ENERGY SA	22	19%
2	ADDAX ENERGY SA	28	24%
3	SAHARA ENERGY RESOURCES	26	23%
4	VITOL BAHRAIN EC	17	15%
5	HAPCO FZE	10	9%
5	TRAFIGURA PTE LTD	1	1%
6	TOTSAL TOTAL OIL TRADING SA	3	3%
7	TPDC	4	3%
8	E3 Energy DMCC	3	3%
9	OILCOM (T) LTD	1	1%
	TOTAL BPS Tender	115	100%

As shown in **Figure 1**, the weighted average premiums in 2022 increased by 211%, 324% and 225% for diesel, petrol and Jet A-1/kerosene, respectively compared to the weighted average premiums in 2021.

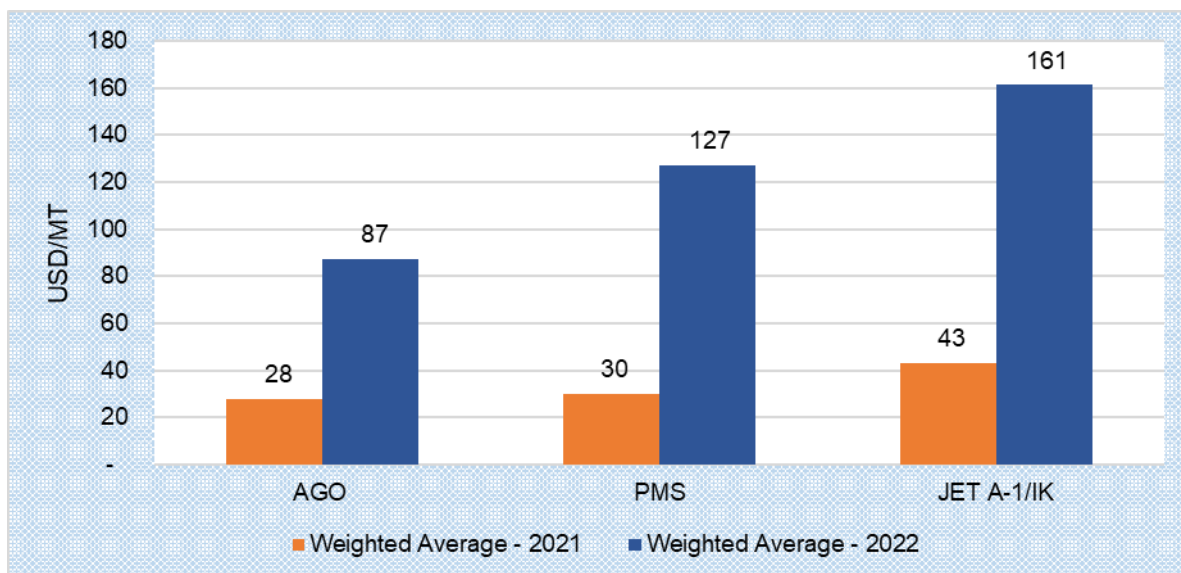


Figure 1: Weighted Average Premiums in 2021 and 2022

Premiums for the supply of diesel through Dar es Salaam port continued to be lower than premiums of the diesel imported through Tanga and Mtwara ports mainly due to economies of scale that can be attained at the Dar es Salaam port. Contrary, Mtwara port has indicated the lowest premiums for PMS. The average premiums for the supply of petroleum products through the three ports are shown in **Table 4**. The monthly premiums of each petroleum product for each port are provided in **Appendix 4**.

Table 4: Weighted Average Premiums for each Port

Port	Number of Cargoes	Diesel Premium USD/MT	Petrol Premium USD/MT	Jet A-1 / Kerosene Premium USD/MT
Dar es Salaam	99	83.15	127.20	161.16
Tanga	16	117.13	123.28	--
Mtwara	11	88.58	80.51	--

3.2 Quantities of Imported Liquid Petroleum Products

The main imported petroleum products are petrol, diesel, kerosene, Jet A-1, and HFO. In 2022, a total of 8,189,294,333 litres were imported which is a 16% increase compared to 7,070,146,001 litres imported in 2021. Imports for the local market account for 51% of the total imports and the remaining 49% were imports for transit to neighbouring countries as depicted in **Figure 2**.

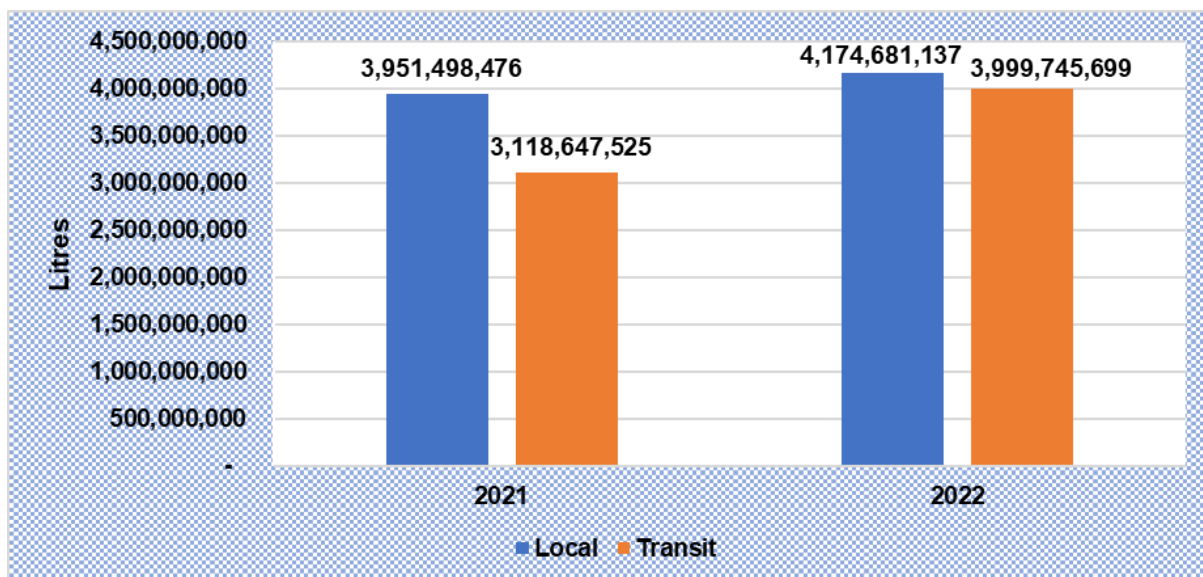


Figure 2: Local vs Transit Petroleum Products Imports in 2021 and 2022

Imports for local consumption increased by 5.6% while imports for transit increased by 29% when compared to the quantities imported in 2021 as shown in **Table 5**. The increase in imports is attributed mainly to increased economic activities.

Table 5: Total Local and Transit Products Imports in 2021 and 2022 (in Litres)

Year	Local Imports	Transit Imports	Total
2021	3,951,498,476	3,118,647,525	7,070,146,001
2022	4,174,681,137	4,014,613,196	8,189,294,333
% Change	5.6%	29%	16%

As shown in **Table 6**, imports of kerosene have continued to decline due to measures that are taken to curb adulteration and a decline in consumption of the product as consumers have switched to alternative energy sources. Monthly imported quantities for each petroleum product for the local and transit markets are indicated in **Appendix 5**.

Table 6: Total Local and Transit Imports in 2021 and 2022 by products (in Litres)

		2021	2022	% Change
Local Imports	Diesel	2,147,613,783	2,466,635,151	15%
	Petrol	1,603,624,453	1,493,689,223	-7%
	Kerosene	20,085,277	7,504,101	-63%
	Jet A-1	162,172,606	188,175,209	16%
	HFO	24,239,147	26,169,652	8%

		2021	2022	% Change
Transit Imports	Diesel	1,886,886,591	2,455,212,345	30%
	Petrol	1,078,857,760	1,331,611,507	23%
	Jet A-1/ Kerosene	131,170,115	210,758,351	61%
	HFO	15,496,268	9,538,794	-38%

3.3 Consumption of Liquid Petroleum Products

In the year 2022, a total of 4,352,953,408 litres of liquid petroleum products was consumed, equivalent to a 5.4% increase when compared to 4,131,562,982 litres consumed in year 2021 as depicted in **Table 7**.

Table 7: Petroleum Product Consumption in years 2021 and 2022 (in Litres)

YEAR	Diesel	Petrol	Kerosene	HFO	Jet A-1	IDO	TOTAL
2021	2,316,857,445	1,598,710,823	21,809,310	29,717,374	164,376,685	89,324	4,131,562,982
2022	2,484,898,134	1,593,770,234	14,731,473	36,835,934	222,717,633	45,000	4,352,953,408
% Change	7.3%	-0.3%	-32.5%	24.0%	35.5%	-49.6%	5.4%

The main business segments that consume petroleum products include transportation, industries, construction, mining, and aviation. The quantity of petroleum products consumed by each business segment is as shown in **Table 8**. In the year under review, the retail segment (transportation) consumed 48% of the total consumed petroleum products and the direct customers' segment (agriculture & industries) consumed 43%. Mining and aviation segments consumed 4% and 5% of the total consumption products respectively.

Table 8: Petroleum Consumption by Category for the year 2022

Business Segment	Diesel	Petrol	Kerosene	HFO	Jet A-1	IDO	TOTAL
Retail Stations (Transportation)	1,146,216,702	956,968,910	5,643,744	-	-	-	2,108,829,356
Direct Customers (Industry & Agriculture)	1,177,219,406	636,801,324	8,085,506	27,923,146		45,000	1,850,074,382
Power Generation	-	-	-	-	-	-	-
Others (including Mining)	161,462,026	-	-	8,912,788	-	-	170,374,814
Aviation					222,717,633		222,717,633
TOTAL	2,484,898,134	1,593,770,234	13,729,250	36,835,934	222,717,633	45,000	4,351,996,185

3.3.1 Petroleum Products Sales per Region

During the period under review, the annual sales of petroleum products at retail stations and consumer installations totalled 3,930,935,592 litres. Based on the number of retail stations available in each region, the annual average sales per station was 1,739,352 litres and the highest sales per petrol station were attained in Dar es Salaam followed by Iringa, Arusha, Coast, Mwanza, and Dodoma. **Table 9** shows the average sales per petrol station in each region.

Table 9: Average Annual Sales per Petrol Stations in each Region

Region	Average Consumption per Region (Litres)	No. of Petrol Stations per Region	Average Annual Sales per Petrol Station (Litres)
Arusha	272,894,683	117	2,332,433
Coast	273,405,834	138	1,981,202
Dar es Salaam	1,240,979,403	375	3,309,278
Dodoma	228,988,925	113	2,026,451
Geita	50,439,540	79	638,475
Iringa	125,913,236	51	2,468,887
Kagera	110,143,576	106	1,039,090
Katavi	20,565,160	20	1,028,258
Kigoma	55,752,506	59	944,958
Kilimanjaro	108,910,295	111	981,174
Lindi	33,594,679	52	646,052
Manyara	27,550,162	59	466,952
Mara	74,618,031	75	994,907

Region	Average Consumption per Region (Litres)	No. of Petrol Stations per Region	Average Annual Sales per Petrol Station (Litres)
Mbeya	177,576,322	106	1,675,248
Morogoro	160,138,313	110	1,455,803
Mtwara	85,936,159	61	1,408,789
Mwanza	300,643,690	143	2,102,403
Njombe	75,981,339	50	1,519,627
Rukwa	31,619,656	25	1,264,786
Ruvuma	69,515,125	49	1,418,676
Shinyanga	106,540,040	87	1,224,598
Simiyu	15,196,089	35	434,174
Singida	52,957,122	43	1,231,561
Songwe	33,867,694	46	736,254
Tabora	50,863,093	61	833,821
Tanga	146,344,921	89	1,644,325
Grand Total	3,930,935,592	2,260	

3.3.2 Aviation Fuel Consumption and Distribution

Aviation fuels were mainly supplied by three Oil Marketing Companies (OMCs). These are Puma Energy Ltd, Total (T) Ltd, and Oilcom (T) Ltd. A total of 190,772,000 litres of Jet A-1 and 443,000 litres of Aviation gasoline (AvGas) were distributed and consumed at various airports in Tanzania. Puma Energy continued to be the only supplier of AvGas.

Julius Nyerere International Airport (JNIA) accounted for 76.2% of the Jet A-1 consumed in the country due to its higher air traffic compared to other airports, followed by Kilimanjaro International Airports (KIA) which consumed 16.7%. The consumption of Jet A-1 by airports is indicated in **Figure 3**

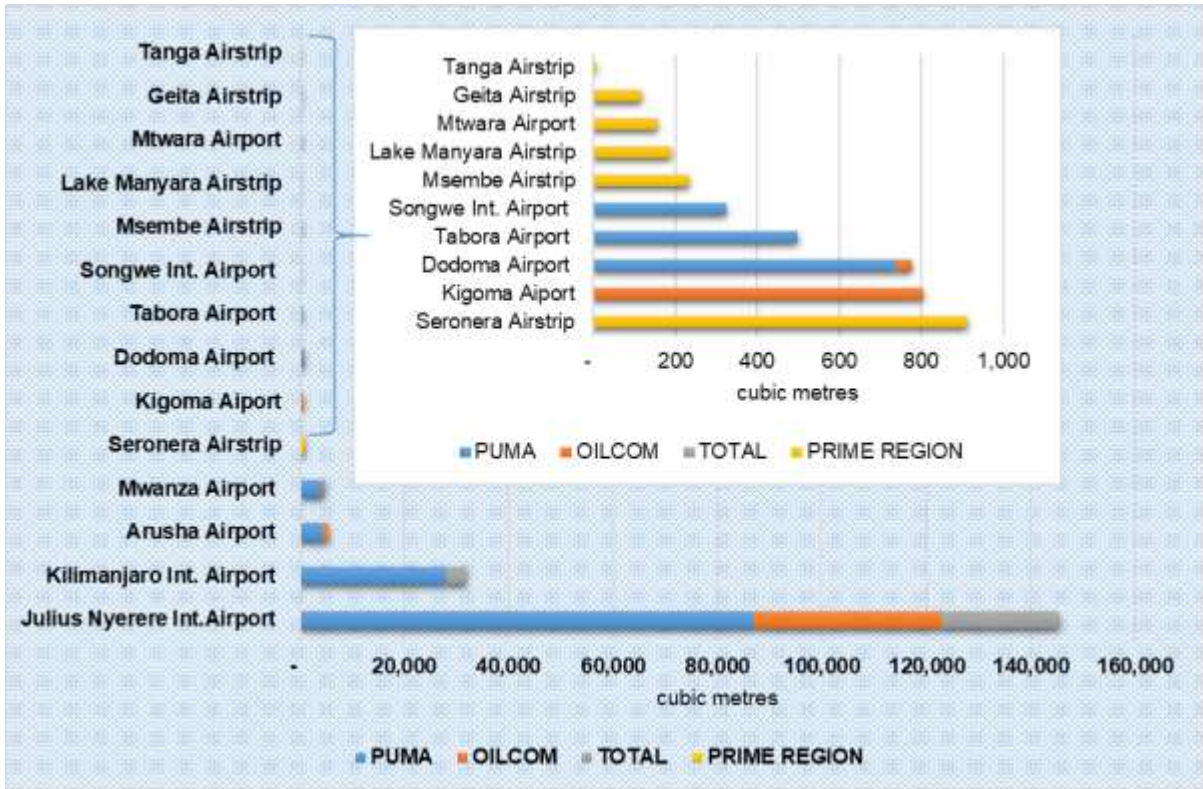


Figure 3: Jet A-1 Consumption and Distribution by Airport and Company

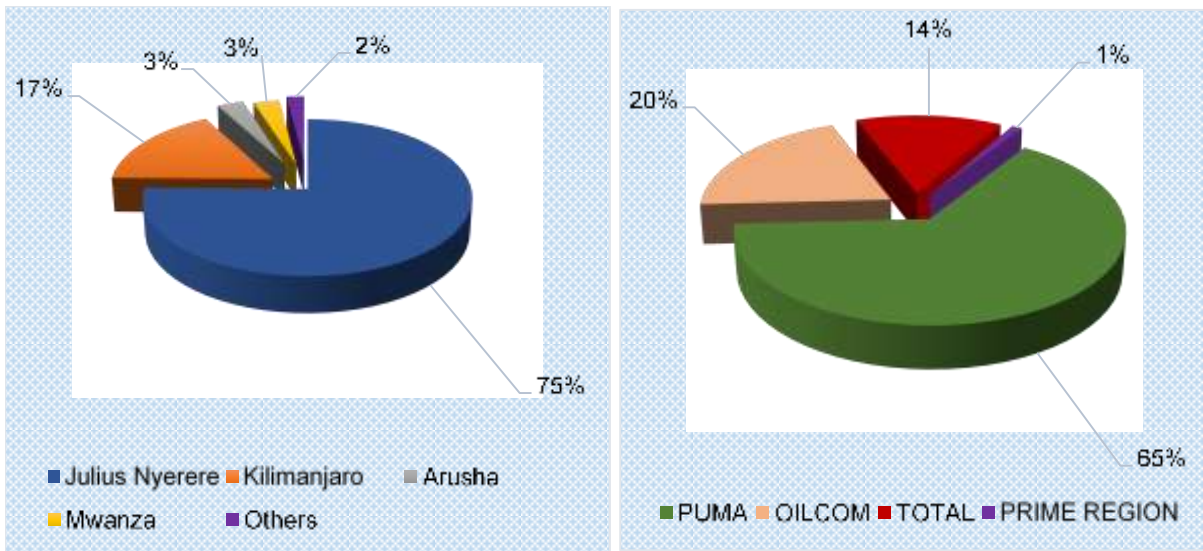


Figure 4: Jet A-1 Percentage of Consumption by Airport and Market share

3.4 Stock Availability

Pursuant to regulation 6 of the Petroleum (General) Regulations of 2011, OMCs are required to maintain at least 15 days' stock of petroleum products at all times based on their market shares. EWURA monitors the requirement of the aforementioned regulation by checking the OMCs' stock balances every week and ensuring sufficient products are procured through BPS every month. The objective is to ensure the country has sufficient stock of petroleum products at all times.

In the year under review, the country had sufficient stocks to meet the demand for more than 15 days as indicated in **Figure 5**.



Figure 5: Monthly Average Stock Days of Petroleum Products in 2022

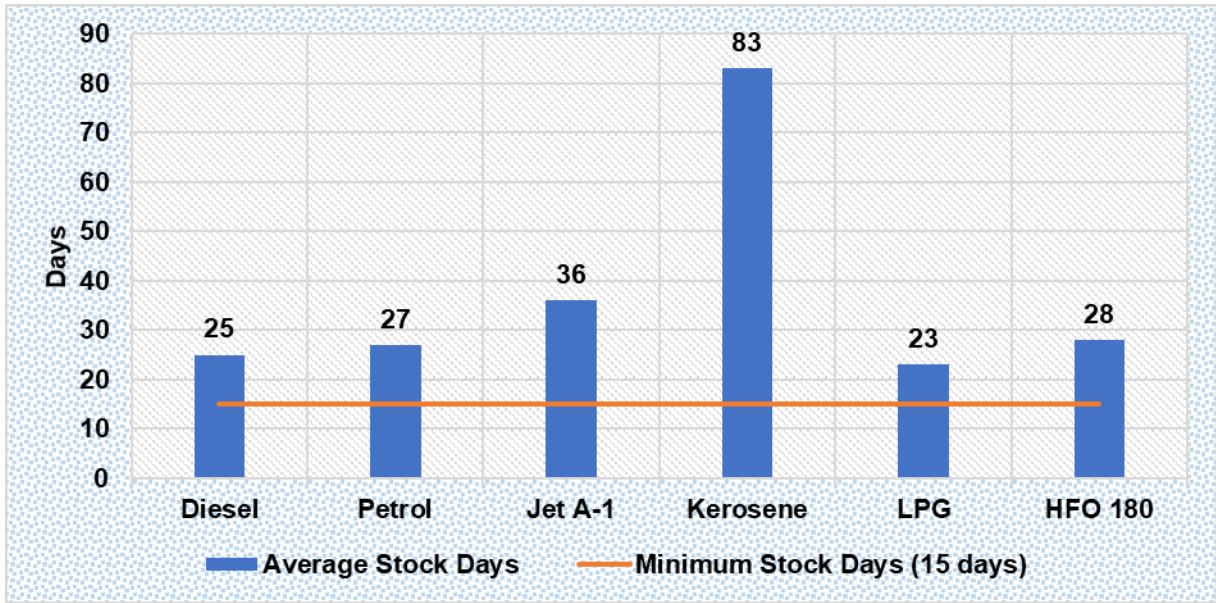


Figure 6: Average Stock Days of Petroleum Products in 2022

4. PRICES OF LIQUID PETROLEUM PRODUCTS

Prices of petroleum products are determined and published in accordance with Section 166 of the Petroleum Act, Cap 392. Petroleum wholesale and retail cap prices for diesel, petrol, and kerosene are set every month as required by the Energy and Water Utilities Regulatory Authority (Petroleum Products Price Setting) Rules.

4.1 Trend of World Prices for Petroleum Products

Most of the petroleum products that are supplied in Tanzania are sourced from the Arab Gulf with some of the products being sourced from Oman and India. It is in this regard that the FOB reference prices in the Shipping and Supply Contracts for supply of petroleum products through BPS are based on the Arabian Gulf (AG) market prices as published by Platts.

4.1.1 World Market Crude Oil Prices

In the first half of 2022, the market observed a high increase in crude oil prices following production cuts by OPEC and further reduction in world oil inventories after sanctions were imposed against Russia due to the Russia-Ukraine war. At the same time, demand for oil continued to increase as the world was recovering from the COVID-19 pandemic. In the second half of the year, crude oil prices declined mainly due to a decrease in demand from China as the country was implementing measures to contain emerging COVID-19 cases. Therefore, in 2022, the average price of crude oil stood at USD 99 per barrel compared to USD 70.76 per barrel in 2021, equivalent to an increase of 40%. The trend of crude oil prices is shown in **Figure 7**.

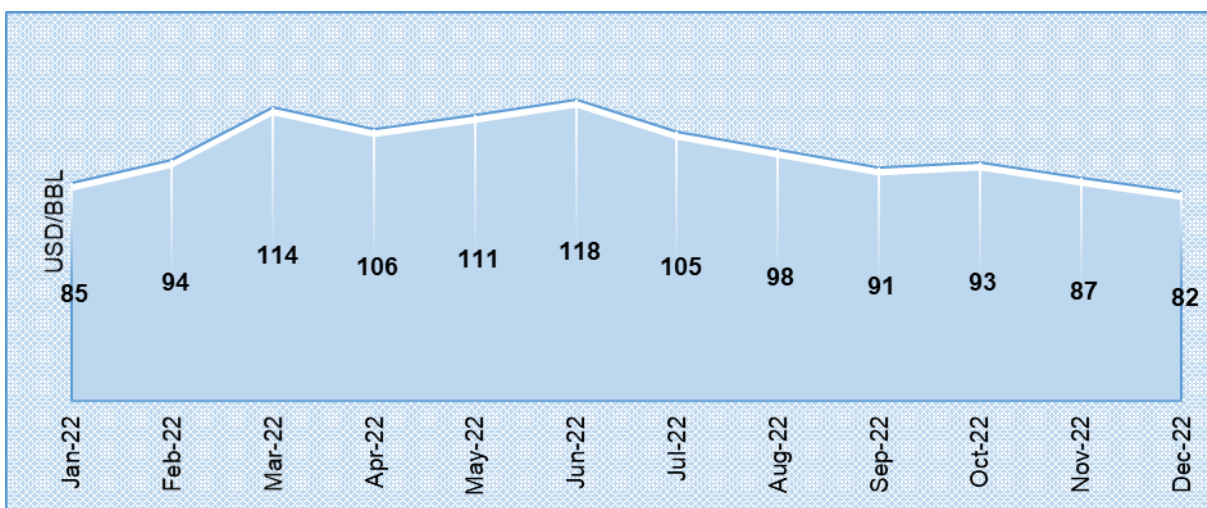


Figure 7: The Trend of Brent Crude Oil Prices in 2022

4.1.2 World Refined Petroleum Products Market Prices

In the year under review, the average FOB prices for refined petroleum products in the world market recorded an increasing trend. The average prices for petrol, diesel, and kerosene were USD 917/MT, USD 987/MT, and USD 976/MT which is equivalent to an increase of 37%, 72%, and 68% respectively when compared to the average FOB prices of 2021. The world market FOB prices for petrol, diesel, and kerosene/ Jet A-1 are shown in **Table 10** and **Figure 8**.

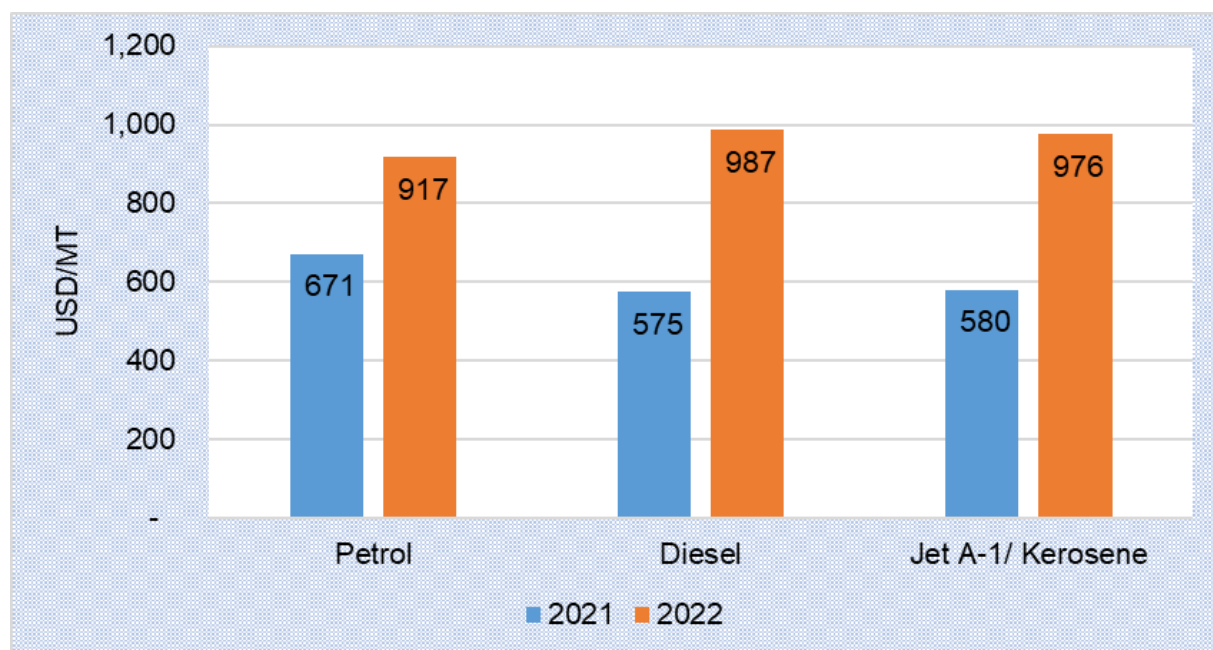


Figure 8: Average World Market Refined Petroleum Products FOB Price Trends in year 2021 and 2022

Table 10: Average World Market Prices of Refined Petroleum Products FOB in 2022 (in USD/MT)

Month	Petrol	Diesel	Kerosene
January	808	738	743
February	912	826	826
March	1,069	1,040	1,038
April	1,030	1,094	1,044
May	1,168	1,117	1,098
June	1,228	1,291	1,266
July	949	1,054	1,035
August	879	1,013	1,015
September	761	936	929
October	749	1,004	956

Month	Petrol	Diesel	Kerosene
November	764	924	931
December	686	804	830
Average Price in 2022	917	987	976
Average Price in 2021	671	575	580
% Change	37%	72%	68%

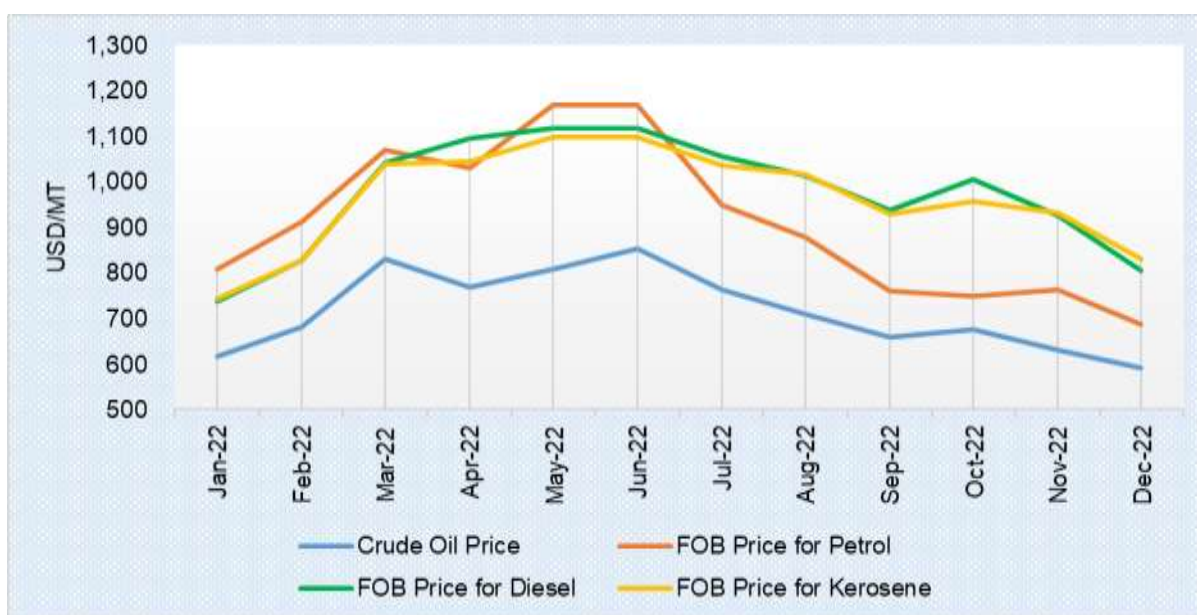


Figure 9: The Trend of Brent Crude Oil Prices vs FOB Prices in the year 2022

4.2 Domestic Petroleum Product Prices

The domestic wholesale cap prices of petrol, diesel and kerosene at each petroleum products receiving port and the retail cap prices for all districts in Mainland Tanzania were published on a monthly basis. The prices were determined by considering the product costs at the receiving ports. These costs included landed costs, local costs, Government taxes, local transport costs and margins of wholesalers and retailers to cover operating costs and a return on investment.

Due to the high increase in prices of petroleum products in the year 2022, the Government of Tanzania provided a subsidy to lower the prices of petrol and diesel from June 2022 to December 2022. In the year 2022, the average pump prices of petrol and diesel in Dar es Salaam would have been TShs 2,987 per litre and TShs 3,078 per litre respectively. After the provision of subsidy, the average pump prices were TShs 2,894 per litre, TShs 2,927 per litre and TShs 3,009 per litre for petrol, diesel and kerosene respectively, which is an increase of 29%, 39% and 49% when

compared to the average pump prices in 2021. **Table 11** provides the monthly pump prices for Dar es Salaam and **Figure 10** shows the average retail pump prices for Dar es Salaam in 2021 and 2022.

Table 11: Monthly Pump Prices in Dar es Salaam in 2022 (TShs/Litre)

	Petrol		Diesel		Kerosene
	Price without Subsidy	Price with Subsidy	Price without Subsidy	Price with Subsidy	Price without Subsidy
Jan-22	2,501	2,501	2,325	2,325	2,335
Feb-22	2,480	2,480	2,338	2,338	2,291
Mar-22	2,540	2,540	2,403	2,403	2,208
Apr-22	2,861	2,861	2,692	2,692	2,682
May-22	3,148	3,148	3,258	3,258	3,112
Jun-22	3,301	2,994	3,452	3,131	3,299
Jul-22	3,497	3,220	3,442	3,143	3,442
Aug-22	3,630	3,410	3,784	3,322	3,765
Sep-22	3,049	2,969	3,359	3,125	3,335
Oct-22	3,019	2,886	3,358	3,083	3,275
Nov-22	2,996	2,886	3,197	3,052	3,111
Dec-22	2,827	2,827	3,330	3,247	3,252
2022	2,987	2,894	3,078	2,927	3,009
2021	2,247	2,247	2,109	2,109	2,016
% Change		29%		39%	49%

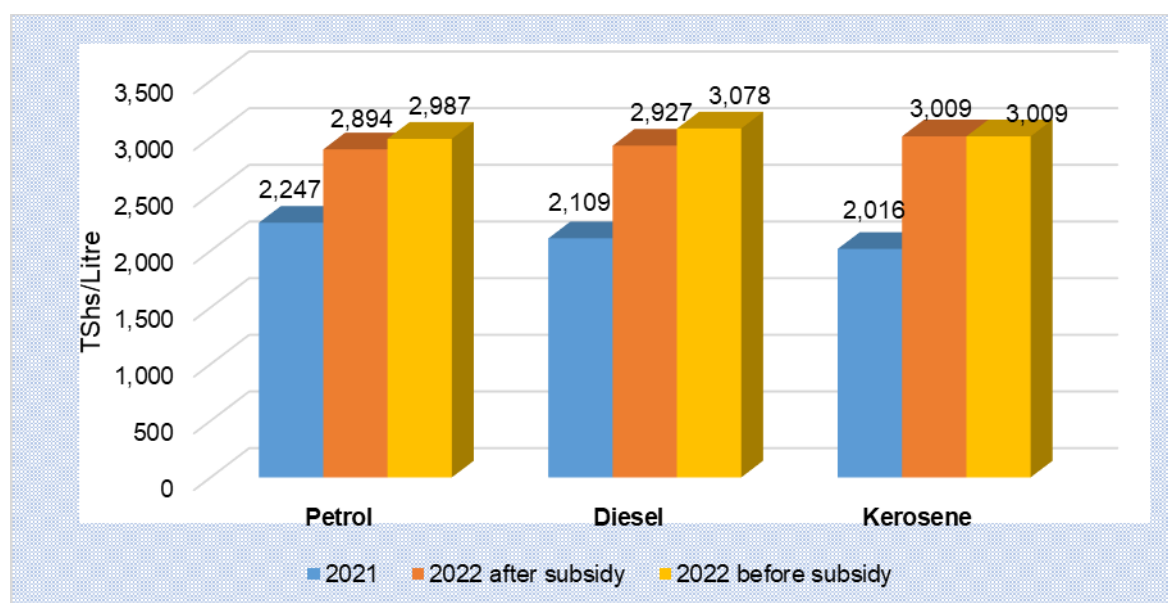


Figure 10: Average Pump Prices for Dar es Salaam in 2021 and 2022

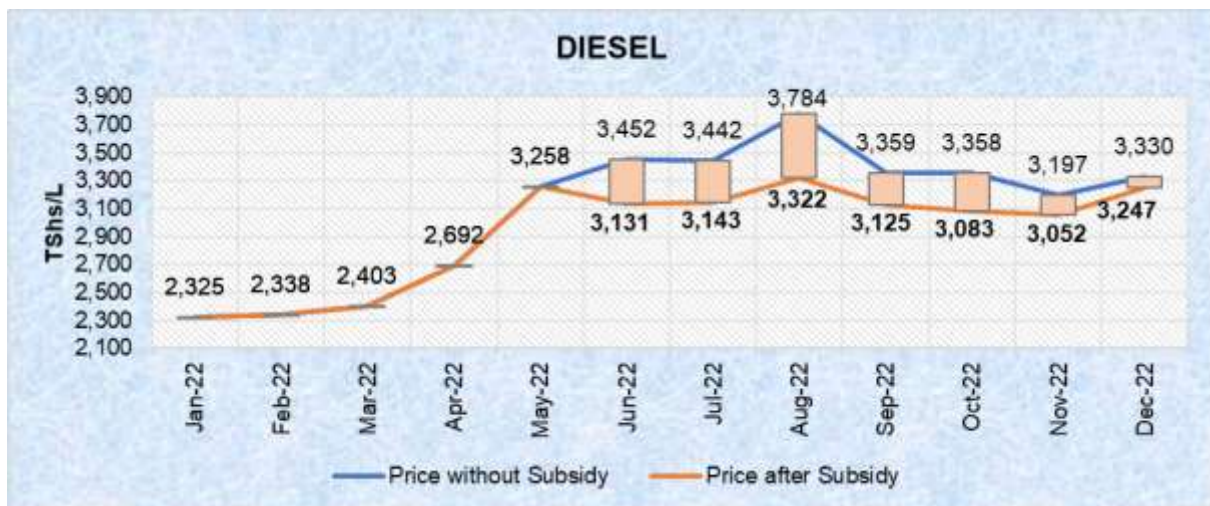
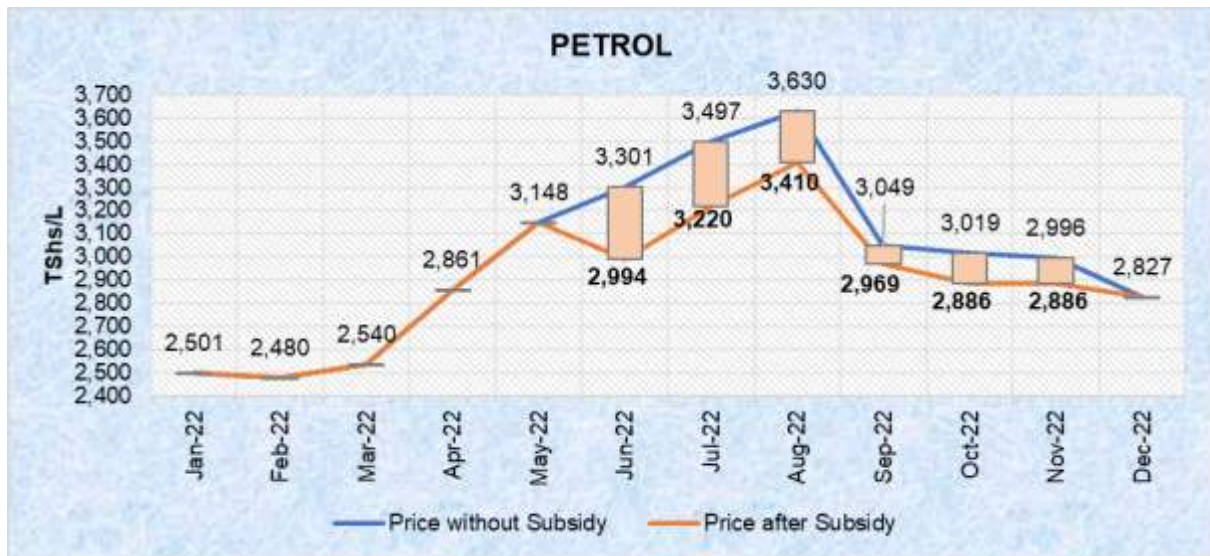


Figure 11: Trend of Average Pump Prices for Dar es Salaam for the year 2022

Tanga port continued to receive imports of petrol and diesel only. Kerosene was sourced from Dar es Salaam and thus prices of kerosene for the Northern regions are based on the cost of products received through Dar es Salaam Port and the bridging cost to the respective regions.

During the period under review, the average pump prices of petrol and diesel in Tanga would have been TShs 2,965 per litre and TShs 3,149 per litre respectively. After the provision of subsidy, the average pump prices were TShs 2,892 per litre, TShs 2,950 per litre and TShs 3,055 per litre for petrol, diesel and kerosene respectively, which is an increase of 26%, 37% and 45% when compared to the average pump prices in 2021. **Table 12** provides the monthly pump prices for Tanga and **Figure 12** indicates the average retail pump prices for Tanga in 2021 and 2022.

Table 12: Monthly Pump Prices for Tanga in the year 2022 (in TShs/Litre)

	Petrol		Diesel		Kerosene
	Price without Subsidy	Price with Subsidy	Price without Subsidy	Price with Subsidy	Price without Subsidy
Jan-22	2,521	2,521	2,369	2,369	2,381
Feb-22	2,398	2,398	2,277	2,277	2,337
Mar-22	2,563	2,563	2,484	2,484	2,254
Apr-22	2,848	2,848	2,779	2,779	2,728
May-22	3,161	3,161	3,264	3,264	3,158
Jun-22	3,137	2,985	3,639	3,162	3,345
Jul-22	3,486	3,214	3,527	3,150	3,488
Aug-22	3,584	3,435	3,929	3,349	3,811
Sep-22	3,073	3,033	3,336	3,131	3,381
Oct-22	3,128	2,924	3,468	3,108	3,322
Nov-22	2,806	2,806	3,223	3,074	3,157
Dec-22	2,873	2,815	3,496	3,249	3,298
2022	2,965	2,892	3,149	2,950	3,055
2021	2,291	2,291	2,148	2,148	2,114
% Change		26%		37%	45%

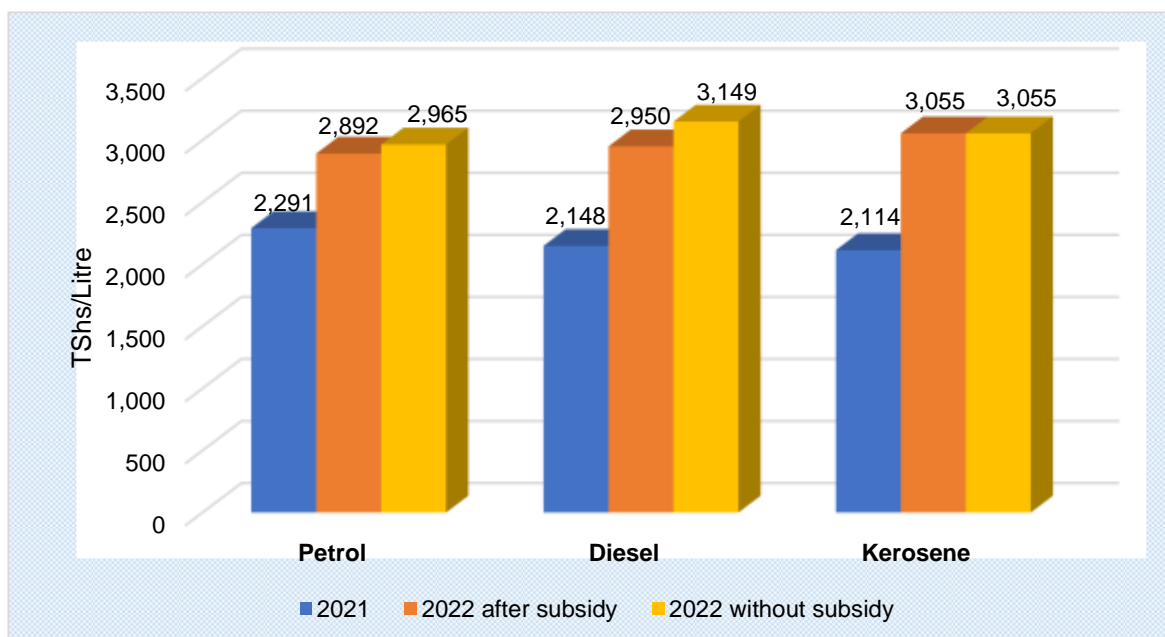


Figure 12: Average Pump Prices for Tanga in 2021 and 2022

Mtwara port also continued to receive imports of petrol and diesel only. Kerosene was sourced from Dar es Salaam and thus prices of kerosene for the Southern regions are based on the cost of products received through Dar es Salaam Port and the bridging cost to the respective regions.

During the period under review, the average pump prices of petrol and diesel in Mtwara would have been TShs 2,998 per litre and TShs 3,182 per litre respectively. After the provision of subsidy, the average pump prices were TShs 2,901 per litre, TShs 2,989 per litre and TShs 3,081 per litre for petrol, diesel and kerosene respectively, which is an increase of 28%, 41% and 47% when compared to the average pump prices in 2021. **Table 13** provides the monthly pump prices for Mtwara and **Figure 13** presents the average pump prices for Mtwara in 2021 and 2022.

Table 13: Monthly Pump Price in Mtwara in the year 2022 (in TShs/Litre)

	Petrol		Diesel		Kerosene
	Price without Subsidy	Price with Subsidy	Price without Subsidy	Price with Subsidy	Price without Subsidy
Jan-22	2,534	2,534	2,425	2,425	2,407
Feb-22	2,534	2,534	2,425	2,425	2,363
Mar-22	2,577	2,577	2,530	2,530	2,280
Apr-22	2,678	2,678	2,811	2,811	2,754
May-22	3,177	3,177	3,309	3,309	3,184
Jun-22	3,262	2,979	3,652	3,165	3,372
Jul-22	3,504	3,205	3,624	3,172	3,514
Aug-22	3,762	3,393	3,933	3,351	3,838

	Petrol		Diesel		Kerosene
	Price without Subsidy	Price with Subsidy	Price without Subsidy	Price with Subsidy	Price without Subsidy
Sep-22	3,122	3,082	3,433	3,213	3,408
Oct-22	3,026	2,908	3,432	3,099	3,348
Nov-22	2,917	2,917	3,096	3,096	3,183
Dec-22	2,877	2,825	3,512	3,269	3,325
2022	2,998	2,901	3,182	2,989	3,081
2021	2,267	2,267	2,126	2,126	2,092
% Change		28%		41%	47%

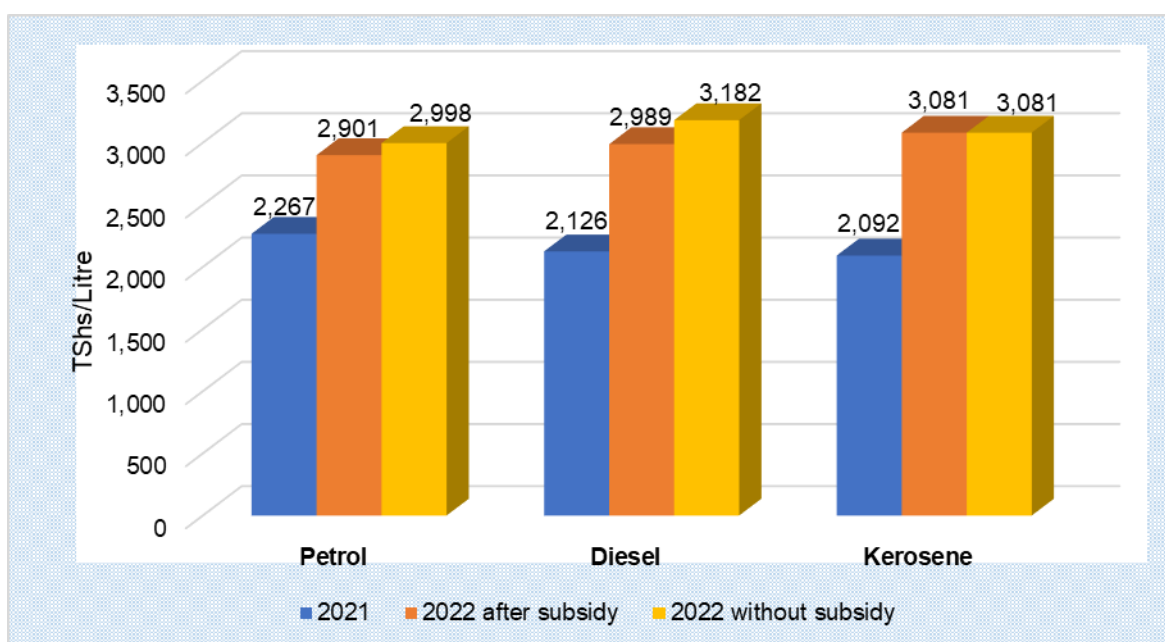


Figure 13: Average Pump Prices for Mtwara in 2021 and 2022

4.2.1 Exchange Rate

The currency used in the procurement of petroleum products is the United States Dollar. As the products are sold in the market in the local currency, an exchange rate is determined each month during the computation of petroleum products prices to convert the foreign currency to the local currency. In the determination of the exchange rate, EWURA sources from the Bank of Tanzania the exchange rate obtained by Oil Marketing Companies when purchasing Dollars to pay for the imported petroleum products.

During the period under review, the average exchange rate was TShs 2,344 per USD which is a 0.86% depreciation of the Shilling against the Dollar compared to the exchange rate of TShs 2,324 per USD in 2021. **Table 14** and **Figure 14** present the exchange rates in 2020 and 2021.

Table 14: Monthly Exchange Rates trend in 2021 and 2022 (TShs/USD)

Month	2021	2022
January	2,321	2,314
February	2,328	2,326
March	2,342	2,338
April	2,340	2,348
May	2,333	2,349
June	2,333	2,344
July	2,326	2,348
August	2,337	2,348
September	2,337	2,357
October	2,312	2,343
November	2,289	2,349
December	2,289	2,362
Average	2,324	2,344
% Change		0.85%

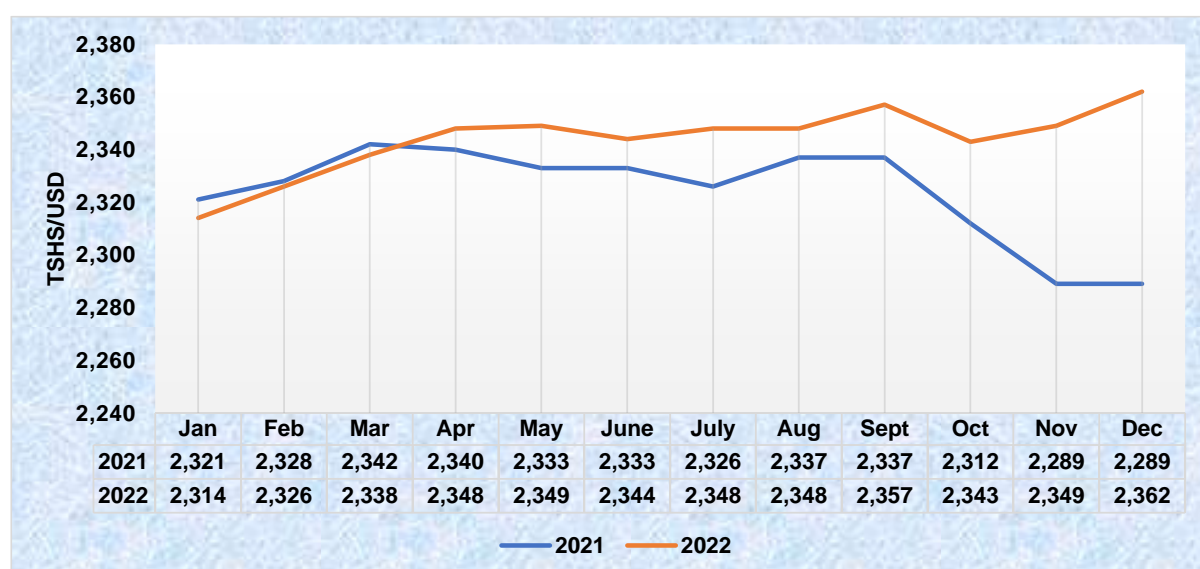


Figure 14: Monthly Exchange Rates in 2021 and 2022

4.2.2 Demurrage Costs

Demurrage costs are the charges payable to petroleum suppliers due to delays in discharging petroleum products based on an agreed time as specified in the shipping and supply contracts. Figure 15 shows the trend of unit demurrage costs and demurrage days for the three ports. Dar es Salaam port has the highest demurrage days due to the congestion of vessels mainly at KOJ1. On the other hand, demurrage days at Tanga Port were the lowest because there is no congestion at the port. Most of the delays are due to waiting for the laboratory results that are processed in Dar es Salaam after sampling from the arrived vessels in Mtwara and Tanga. TBS has

established a laboratory in Mtwara and they are expecting to establish one in Tanga as well in order to eliminate the time taken to transport samples to Dar es Salaam and hence reduce demurrage costs.

Table 15: The Average Demurrage Cost and Days for the Three Ports in 2022

	DSM		TANGA		MTWARA	
	DEMURRAGE COST (USD/MT)	DAYS	DEMURRAGE COST (USD/MT)	DAYS	DEMURRAGE COST (USD/MT)	DAYS
Jan-22	4.33	12.70	0.24	0.48	7.84	2.66
Feb-22	2.59	5.44	1.20	2.50	3.37	1.74
Mar-22	1.77	4.77	1.70	2.28	7.28	1.89
Apr-22	1.44	4.29	0.28	0.62	3.53	1.59
May-22	2.76	8.35	0.19	0.41	8.94	2.39
Jun-22	2.79	8.39	0.59	1.28	6.65	2.43
Jul-22	3.41	9.36	0.28	0.56	4.84	1.90
Aug-22	2.73	9.44	0.21	0.43	5.96	2.75
Sep-22	3.92	12.47	0.61	1.29	2.52	1.38
Oct-22	6.11	16.96	0.48	1.02		
Nov-22	5.39	16.82	0.10	0.15	5.63	3.23
Dec-22	3.94	10.51	0.70	1.48	5.50	2.24
AVERAGE 2022	3.35	9.71	0.58	1.09	5.42	2.16
AVERAGE 2021	3.35	9.46	1.96	2.69	7.86	2.19
% Change	-0.01%	3%	-239%	-146%	-45%	-2%

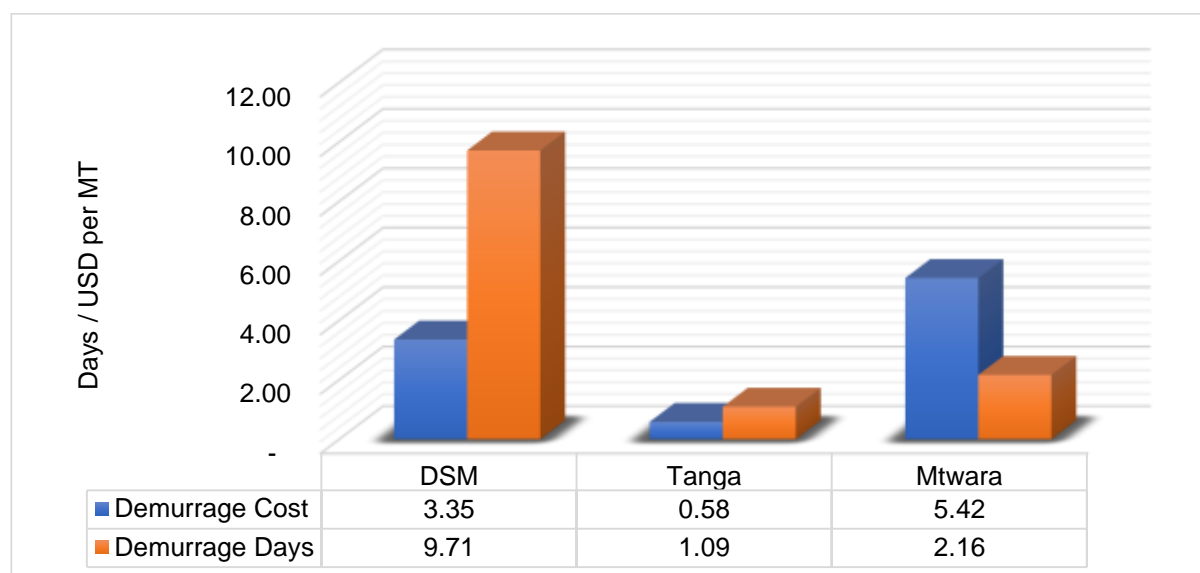


Figure 15: Demurrage Days and Unit Demurrage Cost at Dar es Salaam, Tanga and Mtwara ports

The average unit demurrage costs at Dar es Salaam port in 2022 is 3.35 USD/MT which is equal to the average demurrage cost in 2021. However, the demurrage days

slightly increased to 9.71 compared to 9.46 days that was recorded in 2021. The changes are indicated in **Figure 16**.

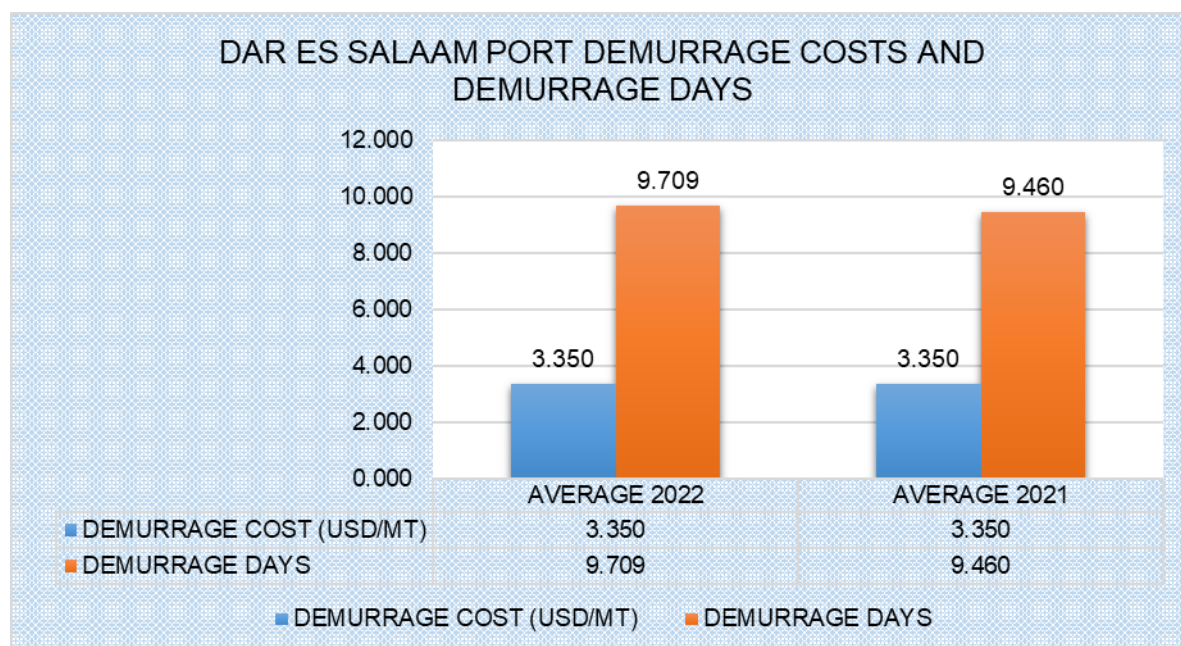


Figure 16: DSM Port Demurrage Cost (USD/MT) and Demurrage Days

The average demurrage costs at Tanga port decreased from USD/MT 1.96 in 2021 to USD/MT 0.58 in 2022 equivalent to decrease by 71%. Furthermore, the demurrage days, decreased from USD/MT 2.69 to USD/MT 1.09.

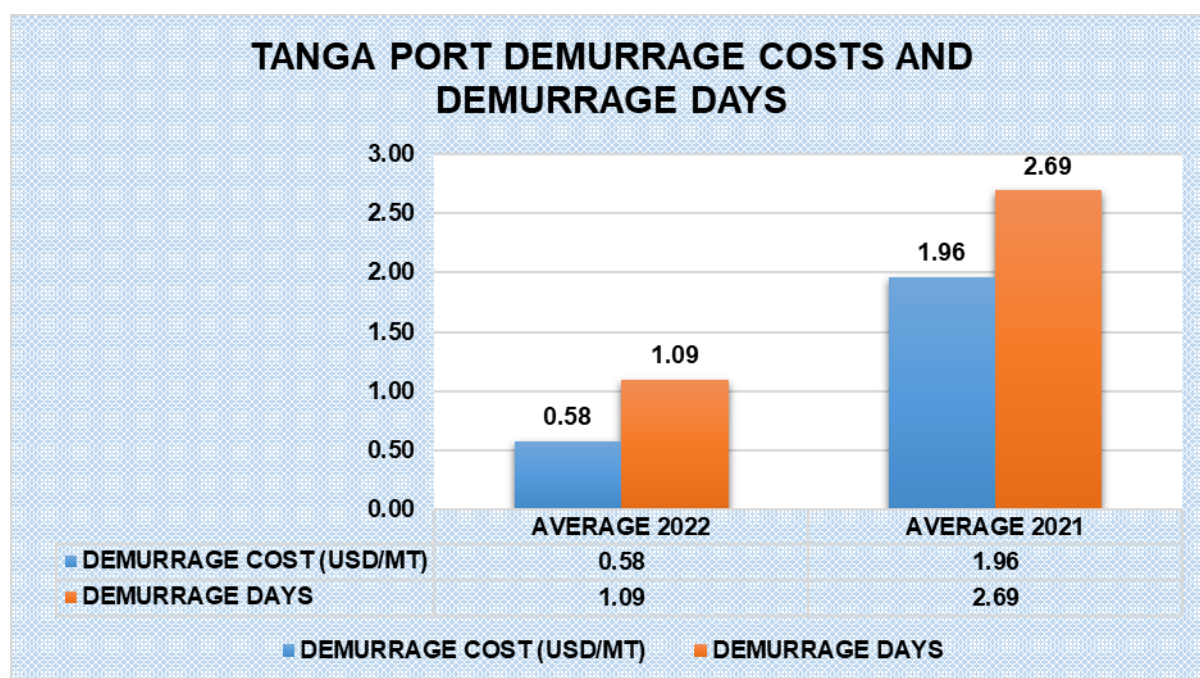


Figure 17: Tanga Port Demurrage Cost (USD/MT) and Demurrage Days

The average demurrage cost per unit at Mtwara port decreased from USD/MT 7.86 in 2021 to USD/MT 5.42 in 2022. On the other hand, demurrage days have also decreased from USD/MT 2.16 in 2021 to USD/MT 2.16 days in 2022.

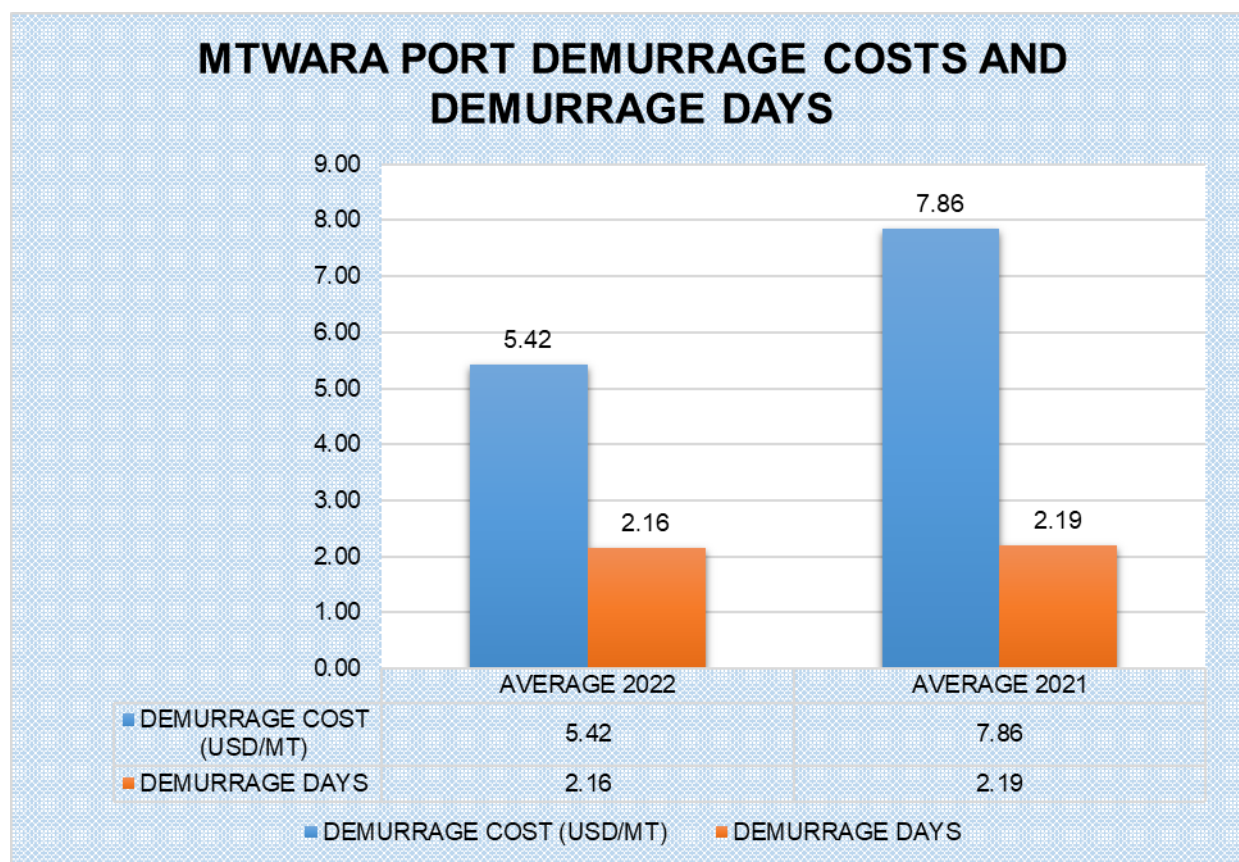


Figure 18: Mtwara Port Demurrage Cost (USD/MT) and Demurrage Days

4.2.3 Relationship between FOB prices and Local pump prices

Tanzania is a net importer of petroleum products as no product is produced locally. This being the case, the fluctuations of refined petroleum product prices in the world market ultimately affect local pump prices. The relationship between FOB prices of refined petroleum products and local pump prices during the period under review is shown in **Figure 19** to **Figure 21**. The trend shows that local pump prices for diesel, petrol, and kerosene in 2022.

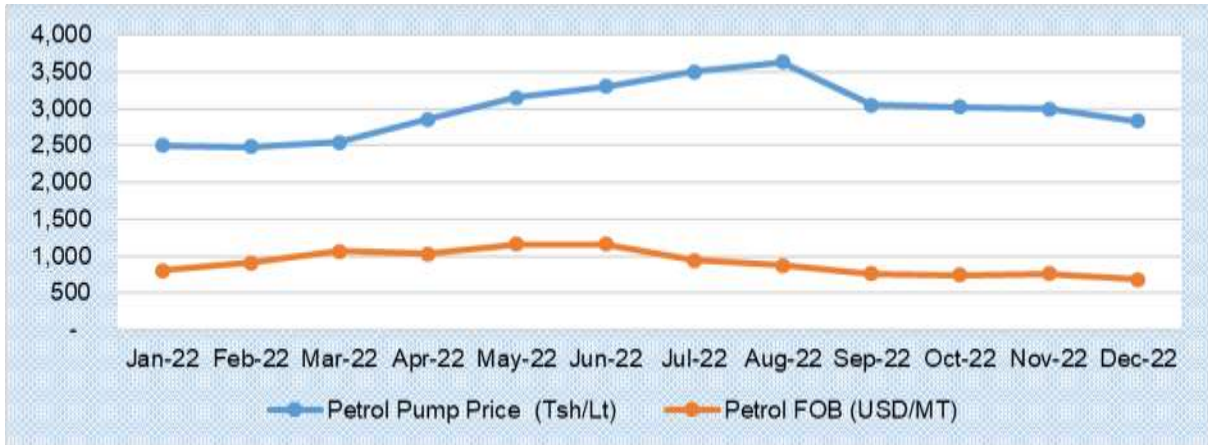


Figure 19: Relationship between Petrol FOB and Pump Prices in 2022

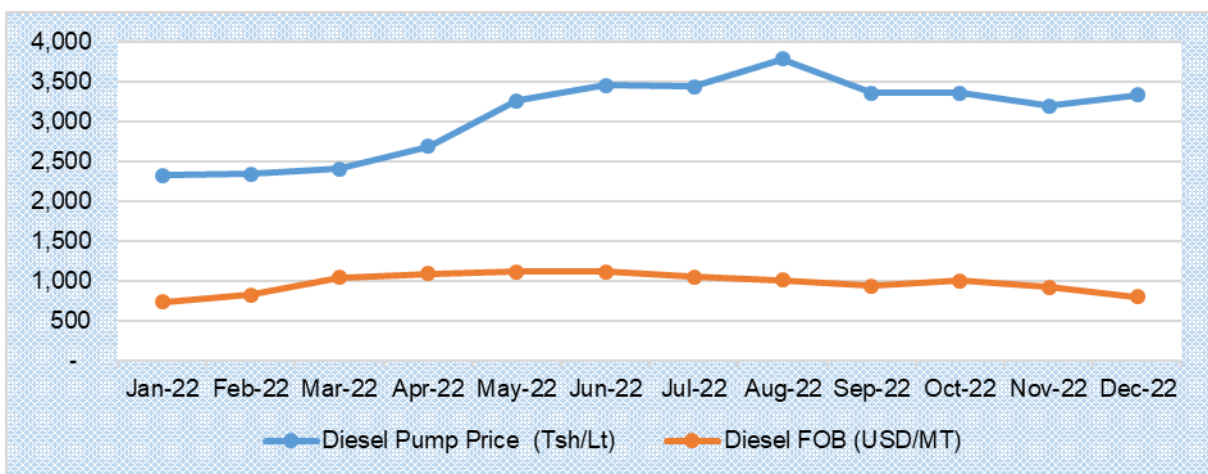


Figure 20: Relationship between Diesel FOB and Pump Prices in 2022

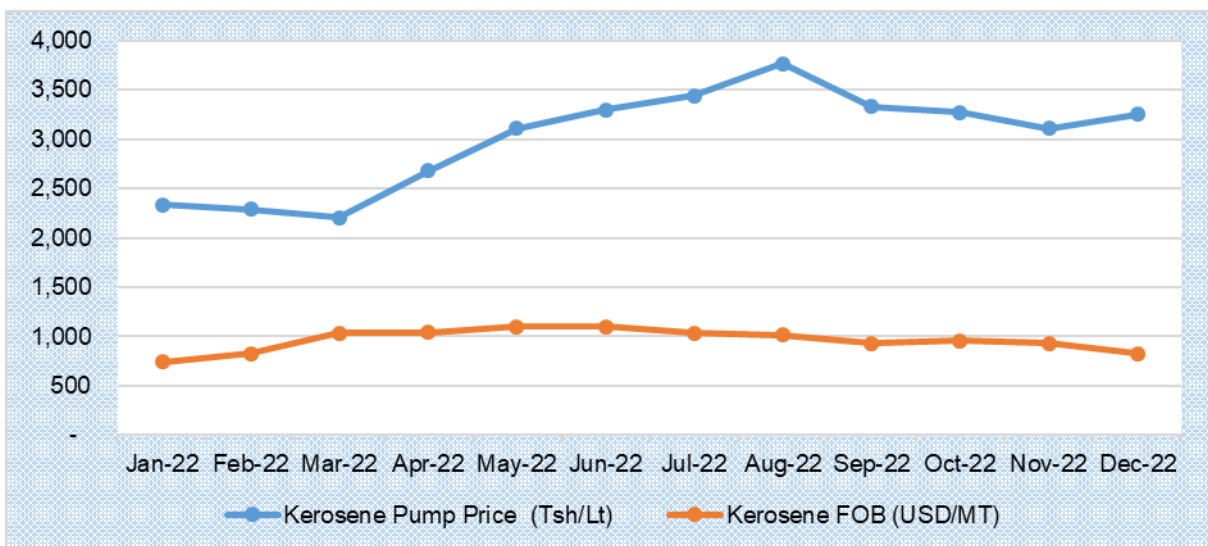


Figure 21: Relationship between Kerosene FOB and Pump Prices in 2022

4.3 Market Share of Oil Marketing Companies

The performance of Oil Marketing companies is monitored by the Authority to view the level of competition in the industry. Oil marketing companies are free to strategize their business operations in all dimensions as provided that they do not breach the rules and licence terms and conditions. Operators are allowed to enter or exit the market, merging, acquisition, re-branding, or business promotions. Anti-competitive practices including distortion of fuel quality standards, selling petroleum products beyond cap prices, and breaching HSE practices were restricted and legal actions were taken against dishonest players.

In the year under review, the petroleum market in the country remained competitive and fairly distributed among different Oil Marketing Companies (OMCs). Five dominating OMCs occupied 52.5% of the total market share. These are Puma Energy Tanzania Ltd (15.9%), Total Energies Tanzania Ltd (12.3%), Oryx Energies (8.5%), Mansoor Industries Limited (8.0%), and Gulf Bulk Petroleum Tanzania Ltd (7.8%) while the remaining OMCs share the remaining portion. Factors attributed to dominating companies occupying big market share include ownership of the downstream supply chain, customers' brand loyalty, distribution of petroleum products, and supply contracts with big consumers such as industries, mining, and agriculture companies. The market share of all OMCs is shown in **Table 16**.

Table 16: OMCs Market Share for the year 2022

OMC Name	Diesel	Petrol	Kerosene	HFO	Jet A-1	IDO	TOTAL	Market Share
Puma Energy	400,367,201	121,538,245	18,000	14,078,434	157,342,096	-	693,343,976	15.9%
TotalEnergies	287,491,600	192,629,800	3,840,300	22,757,500	27,283,910	45,000	534,048,110	12.3%
Oryx Energies	258,730,416	107,749,173	1,419,000	-	-	-	367,898,590	8.5%
Mansoor Industries	190,934,736	157,527,386	184,000	-	-	-	348,646,122	8.0%
GBP	180,551,770	156,784,250	1,621,140	-	-	-	338,957,160	7.8%
Camel Oil	135,678,410	80,112,800	-	-	-	-	215,791,210	5.0%
Mount Meru Petroleum	108,712,491	98,346,995	-	-	-	-	207,059,486	4.8%
Acer Petroleum	110,046,350	95,581,200	-	-	-	-	205,627,550	4.7%
Oilcom	91,380,653	75,966,700	5,705,600	-	30,316,192	-	203,369,145	4.7%
Olympic Petroleum	95,626,994	82,546,287	-	-	-	-	178,173,281	4.1%
TANOIL Investments	94,015,162	81,772,207	-	-	-	-	175,787,369	4.0%
Lake Oil	68,294,305	87,449,740	7,000	-	-	-	155,751,045	3.6%
Vivo Energy	65,747,833	48,394,650	-	-	-	-	114,142,483	2.6%
Star Oil	58,649,920	49,519,859	-	-	-	-	108,169,779	2.5%
Afroil Investment	58,995,156	30,578,718	-	-	-	-	89,573,874	2.1%
Barrel Petro Energy	43,422,677	23,293,261	-	-	-	-	66,715,938	1.5%
Petroafrica	35,080,000	25,591,900	-	-	-	-	60,671,900	1.4%
Hass Petroleum	30,154,500	16,626,000	-	-	-	-	46,780,500	1.1%
Dalbit Petroleum	36,809,691	6,225,092	763,000	-	-	-	43,797,783	1.0%
GAPCO	14,767,700	20,834,300	126,000	-	5,197,644	-	40,925,644	0.9%
Petrofuel	39,262,643	-	-	-	-	-	39,262,643	0.9%
Admire Oil	18,042,406	10,986,000	-	-	-	-	29,028,406	0.7%
United Group	22,571,000	-	-	-	-	-	22,571,000	0.5%
Others	39,564,520	23,715,671	45,210	-	-	-	63,325,401	1.5%
TOTAL	2,484,898,134	1,593,770,234	13,729,250	36,835,934	220,139,842	45,000	4,349,418,394	100.0%

5. INFRASTRUCTURE AND SUPPLY OF LIQUEFIED PETROLEUM GAS

5.1 LPG Facilities

The main LPG facilities include receiving and storage facilities, LPG cylinder re-filling plants, and LPG cylinder distribution warehouses. LPG is primarily imported into Tanzania through the ports of Dar es Salaam and Tanga.

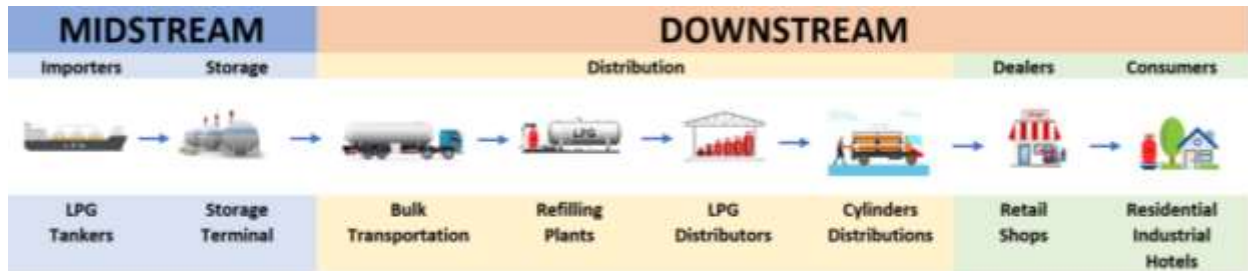


Figure 22: LPG Supply Chain in Tanzania Mainland

In the year 2022, there was no new investment in LPG-receiving facilities. Therefore, the total storage capacity for LPG receiving facilities in Dar es Salaam and Tanga remained at 15,750 MT as presented in **Table 17**. The number of upcountry LPG storage and filling plants have increased with the storage capacity increasing from 1,910 MT in the year 2021 to 2,055 MT in the year 2022 as shown in **Table 18**.

Table 17: A List of LPG Receiving Facilities in Dar es Salaam and Tanga as of 31st December 2022

S/N	Name	Physical Location	Capacity (MT)
1	Taifa Gas Tanzania Limited – Kigamboni LPG Facility	Vijibweni Industrial area, Kigamboni, Dar es Salaam	7,450
2	Oryx Energies Tanzania Limited – Kigamboni LPG Facility	Vijibweni Industrial area, Kigamboni, Dar es Salaam	3,100
3	Manjis Gas Supply Limited – Kigamboni LPG Facility	Vijibweni Industrial area, Kigamboni, Dar es Salaam	2,900
4	Lake Gas Limited – Tanga LPG Facility	Chumbageni, Tanga	1,050
5	Lake Gas Limited - Kigamboni LPG Facility	Vijibweni Industrial area, Kigamboni, Dar es Salaam	750
6	Oilcom Tanzania Limited - Kurasini LPG Facility	Kurasini, Dar es Salaam	500
Grand Total Capacity			15,750

Table 18: List of LPG Facilities and their storage capacities in Mainland Tanzania

S/N	Name	Region	Capacity in MT
1	Lake Gas Limited - Arusha LPG Facility	Arusha	55
2	Manjis Gas Limited - Arusha LPG Facility	Arusha	180
3	Orange Gas Limited - Arusha LPG Facility	Arusha	262
4	Taifa Gas Tanzania Limited - Arusha LPG Facility	Arusha	46
5	Acer Petroleum Tanzania Limited - Arusha LPG Facility	Arusha	50
6	Oryx Energies Tanzania Limited - Dodoma LPG Facility	Dodoma	110
7	Lake Gas Limited – Dodoma LPG Facility	Dodoma	20
8	Taifa Gas Tanzania Limited - Dodoma LPG Facility	Dodoma	146
9	Taifa Gas Tanzania Limited - Geita LPG Facility	Geita	23
10	Oryx Energies Tanzania Limited - Iringa LPG Facility	Iringa	25
11	Lake Gas Limited - Iringa LPG Facility	Iringa	30
12	Taifa Gas Tanzania Limited - Iringa LPG Facility	Iringa	23
13	Taifa Gas Tanzania Limited - Bukoba LPG Facility	Kagera	23
14	Taifa Gas Tanzania Limited - Kigoma LPG Facility	Kigoma	23
15	Oryx Energies Tanzania Limited - Moshi LPG Facility	Kilimanjaro	110
16	Taifa Gas Tanzania Limited - Moshi LPG Facility	Kilimanjaro	23
17	Taifa Gas Tanzania Limited - Lindi LPG Facility	Lindi	23
18	Taifa Gas Tanzania Limited - Babati LPG Facility	Manyara	23
19	Taifa Gas Tanzania Limited - Musoma LPG Facility	Mara	23
20	Oryx Energies Tanzania Limited - Mbeya LPG Facility	Mbeya	50
21	Taifa Gas Tanzania Limited - Mbeya LPG Facility	Mbeya	46
22	Taifa Gas Tanzania Limited - Morogoro LPG Facility	Morogoro	46
23	Oryx Energies Tanzania Limited - Mwanza LPG Facility	Mwanza	260
24	Lake Gas Limited – Mwaza LPG Facility	Mwanza	55
25	Taifa Gas Tanzania Limited - Mwanza LPG Facility	Mwanza	146

S/N	Name	Region	Capacity in MT
26	Taifa Gas Tanzania Limited - Njombe LPG Facility	Njombe	23
27	Taifa Gas Tanzania Limited - Sumbawanga LPG Facility	Rukwa	23
28	Taifa Gas Tanzania Limited - Songea LPG Facility	Ruvuma	23
29	Oryx Energies Tanzania Limited - Isaka LPG Facility	Shinyanga	50
30	Taifa Gas Tanzania Limited - Shinyanga LPG Facility	Shinyanga	23
31	Taifa Gas Tanzania Limited - Kahama LPG Facility	Shinyanga	23
32	Taifa Gas Tanzania Limited - Singida LPG Facility	Singida	23
33	Taifa Gas Tanzania Limited - Tabora LPG Facility	Tabora	23
34	Taifa Gas Tanzania Limited - Tanga LPG Facility	Tanga	23
TOTAL			2,055

5.2 LPG Imports

In the year under review, the LPG business segment continued to grow with LPG imports increasing by 1% to 250,200 MT compared to 248,216 MT imported in 2021. The Government and LPG marketing companies continued to create awareness to the public on the importance and convenience of using LPG instead of traditional fuels such as charcoal and firewood. In order to increase the consumption of LPG especially for cooking in households, LPG is available in different cylinder sizes from 3kg to 15kg cylinders. For the convenience of cooking in restaurants, cylinders of up to 40kg are available in the market. **Table 19** presents LPG imports in 2022 whereas **Figure 23** indicates the LPG imports trend from 2010 to 2022.

Table 19: LPG Imports in 2022 (in Metric Tonnes)

	LPG Imports
Jan-22	20,867
Feb-22	15,882
Mar-22	17,688
Apr-22	30,442
May-22	14,159
Jun-22	20,219
Jul-22	15,417
Aug-22	23,910
Sep-22	19,189

Oct-22	24,308
Nov-22	20,967
Dec-22	27,154
2022	250,200
2021	248,216
% Change	0.8%

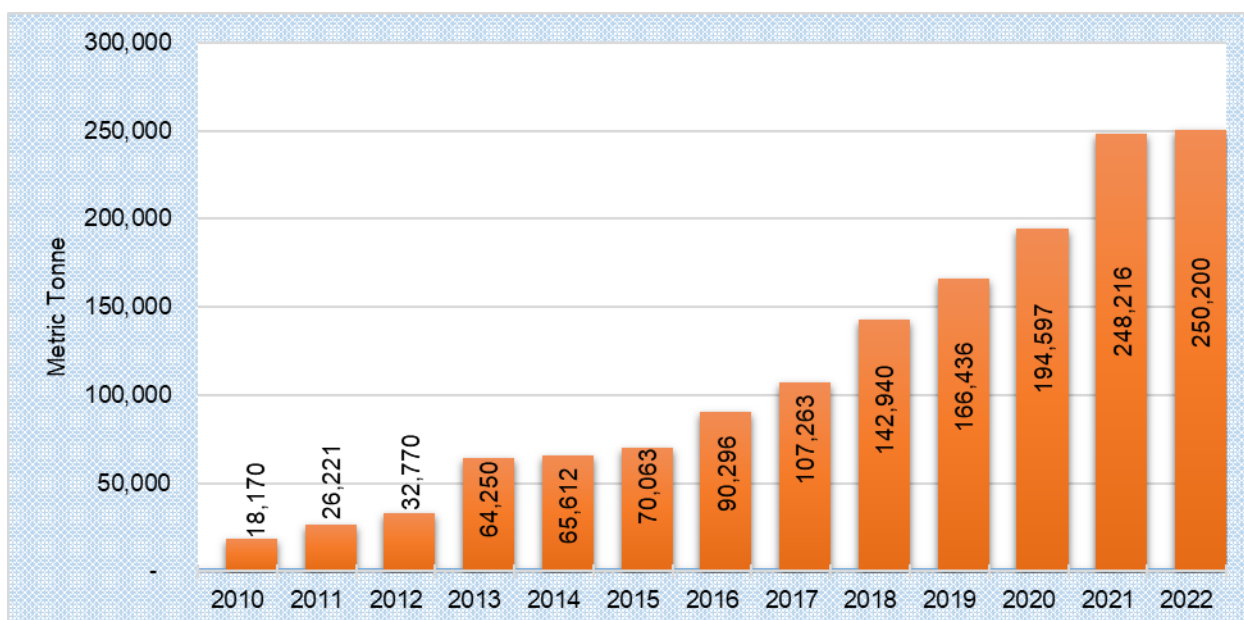


Figure 23: LPG Imports from 2010 to 2022

5.3 Monitoring Market Share of Liquefied Petroleum Gas Marketing Companies

The Authority continued to monitor the performance of LMCs in terms of Liquefied Petroleum Gas (LPG) sales levels attained by each company in the market. As shown in **Table 20**, in the year under review, Oryx Gas Tanzania emerged as the market leader with a 49% market share, followed by Taifa Gas Limited with a 21% market share, and Manjis Gas with an 11% market share. Lake Gas, O Gas, and Orange Gas had market shares of 8%, 7%, and 2%, respectively. Also, Meru Gas and Cam Gas each had a 1% market share.

Regional LPG consumption was reviewed and monitored during the year under review. The Coastal Zone, which includes Dar es Salaam, Coast, Morogoro, Mtwara, Lindi, and Ruvuma regions, led the way with an average LPG consumption of 47% of total consumption, followed by the Northern Zone at 19%. The Northern Zone includes the regions of Arusha, Kilimanjaro, Manyara, and Tanga. The Lake Zone (Mwanza, Mara, Geita, Shinyanga, Kagera, and Simiyu) and the Central Zone (Dodoma, Singida, Kigoma, and Tabora) had consumption levels of 12% each. The remaining 9% was

occupied by the Southern Highland Zone (Iringa, Njombe, Mbeya, Katavi, Rukwa, and Songwe).

The LPG business is still a growing business. LMCs can continue to penetrate the market based on marketing strategies and competitive advantages such as distribution network, customer service, advertisement, brand image or loyalty, and sales discounts.

The Government, in collaboration with LPG Marketing Companies and other key stakeholders such as the Rural Energy Agency continued to promote the use of LPG as an alternative energy source, particularly in rural and low-consumption areas.

The Government launched a nationwide LPG awareness campaign in 2022 and developed a Clean Cooking Road Map which aims at transitioning from use of charcoal and firewood to use of cleaner energy sources in cooking, both in urban and rural areas.

Table 20: LPG Marketing Companies Market Share for the year 2022

TOTAL SALES LOCAL	Coastal Zone	Central Zone	Northern Zone	Lake Zone	Southern Highland Zone	Total Sales	Market Share
Oryx Gas	40,911,310	13,165,972	8,398,487	10,398,513	6,060,428	78,934,710	49%
Taifa Gas	16,942,254	3,607,394	2,582,338	4,597,693	5,562,565	33,292,244	21%
Manjis Gas	1,272,070	742,553	14,153,792	1,168,806	625,280	17,962,501	11%
Lake Gas	7,214,663	-	2,816,543	1,779,342	945,290	12,755,838	8%
O Gas	8,165,745	885,513	406,770	700,893	385,107	10,544,028	7%
Orange Gas	-	375,758	2,311,665	-	7,056	2,694,479	2%
Cam Gas	1,608,953	17,526	-	51,381	-	1,677,860	1%
Mount Meru Gas	15,823	17,546	449,380	876,817	148,743	1,508,309	1%
Total Sales	76,130,818	18,812,262	31,118,976	19,573,44	13,734,469	159,369,969	100%
% of Zonal Consumption	48%	12%	19%	12%	9%	100%	

ZONAL CONTRIBUTION FOR EACH COMPANY					
	Coastal Zone	Central Zone	Northern Zone	Lake Zone	Southern Highland Zone
Oryx Gas	54%	70%	27%	53%	44%
Taifa Gas	22%	19%	8%	24%	40%
Manjis Gas	2%	4%	46%	6%	5%
Lake Gas	9%	0%	9%	9%	7%
O Gas	11%	5%	1%	4%	3%
Orange Gas	0%	2%	7%	0%	0%
Cam Gas	2%	0%	0%	0%	0%
Mount Meru Gas	0%	0%	2%	4%	1%

6. SUPPLY OF LUBRICANTS

Lubricants supplied in the country are from imports of finished goods and local blending. Currently, there are six lubricant blending plants namely Oryx Service and Specialities Ltd, Total (T) Ltd, Mineral Oil Ltd, General Petroleum Ltd, Lake Lubes Ltd and Mogas (T) Ltd. The quantity of lubricants supplied into the market in the year 2022 was 58,481,785 litres whereas 47,957,561 litres equivalent to 82% were blended at the aforementioned blending plants and 10,524,224 litres equivalent to 18% were imported. Basically, the lubricant business is growing in Tanzania.

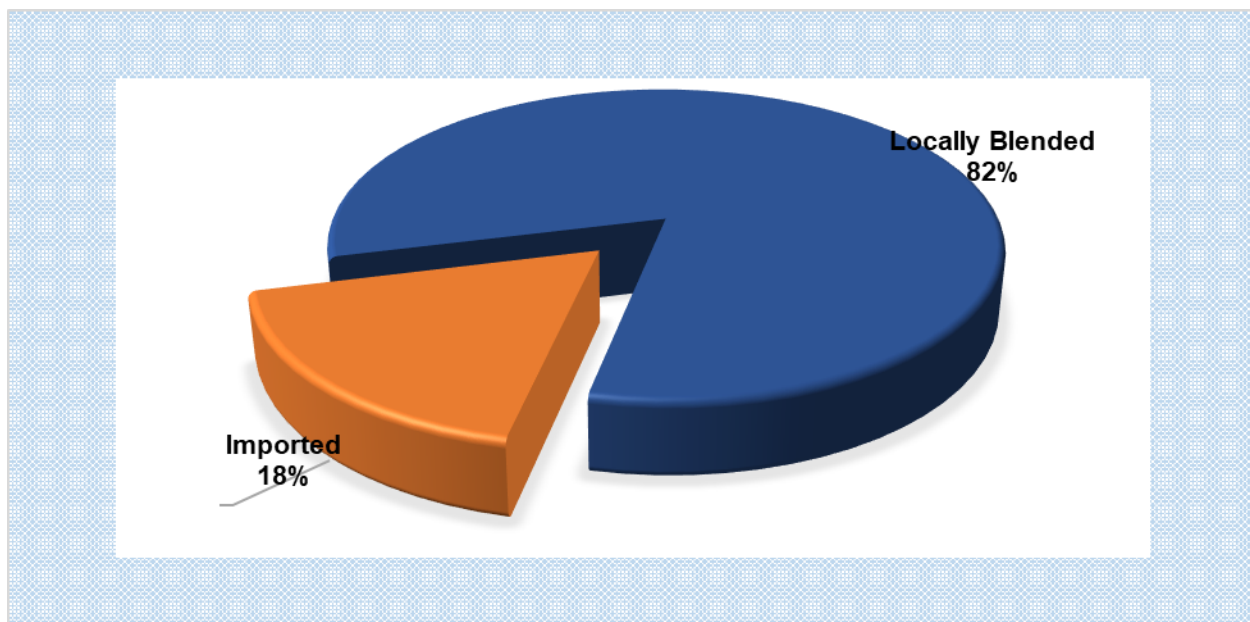


Figure 24: Contribution of Imported and Local Blended Lubricants in 2022

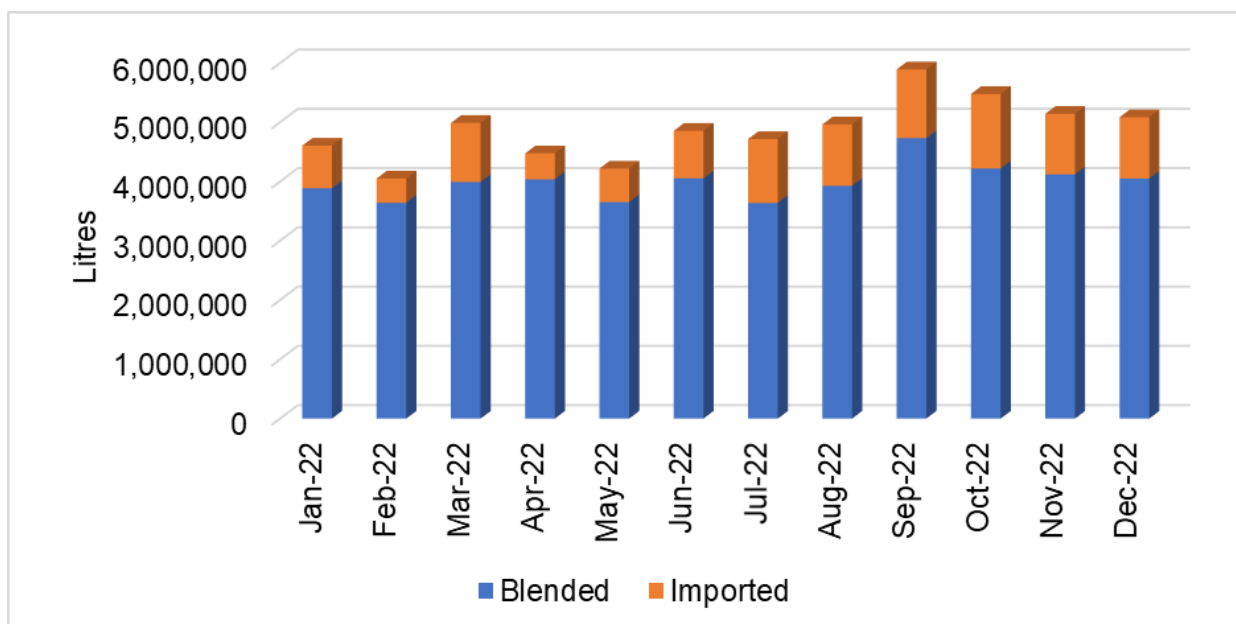


Figure 25: Locally Blended and Imported Lubricants in 2022

Table 21 shows the quantities of lubricants imported and locally blended in the year under review. The lubricant volume in year 2022 increased by 5% compared to the volumes in the year 2021.

Table 21: Locally blended and imported lubricants in year 2022

	BLENDED	IMPORTED	TOTAL
Jan-22	3,887,243	718,943	4,606,186
Feb-22	3,642,893	408,619	4,051,512
Mar-22	3,992,343	997,572	4,989,915
Apr-22	4,038,522	437,633	4,476,154
May-22	3,653,392	565,699	4,219,091
Jun-22	4,052,744	804,322	4,857,066
Jul-22	3,639,824	1,077,368	4,717,192
Aug-22	3,927,772	1,037,355	4,965,127
Sep-22	4,732,525	1,159,321	5,891,846
Oct-22	4,220,376	1,258,081	5,478,456
Nov-22	4,119,823	1,023,322	5,143,145
Dec-22	4,050,104	1,035,990	5,086,094

	BLENDED	IMPORTED	TOTAL
Total 2022	47,957,561	10,524,224	58,481,785
Total 2021	47,340,517	8,176,471	55,516,988
% Change	1%	29%	5%

7. LICENSING ACTIVITIES

Pursuance to Section 131(1) of the Petroleum Act, Cap 392 that any person who intends to undertake a regulated activity is required to apply to EWURA for a licence. The petroleum licenses that are issued by the Authority include petroleum wholesale, petroleum storage, retail outlets commonly known as petrol stations, LPG distribution, and lubricants wholesale to mention a few. For smooth implementation of this obligation, EWURA processes licences through its online application system namely, **License and Order Information System (LOIS)** which is accessed through the EWURA website www.ewura.go.tz or <https://lois.ewura.go.tz/ewura/home>.

In the year 2022, EWURA issued a total of 503 licences which is equivalent to a decrease of 5.27% compared to 531 licences issued in the year 2021. Out of 503 licences, 319 licences were issued to new applicants whereas 184 licences were renewed.

EWURA continues to license LPG Distributors and encourages the establishment of low-cost petrol stations in rural areas to increase the availability of LPG across the country and quality petroleum products in rural areas. On the other hand, EWURA kept granting conditional licenses to rural petrol stations that complied with the essential technical standards without endangering HSE requirements.

A summary of licences issued in the year 2022 is shown in **Table 22** whereas the list of applicants that were granted licences in 2022 is presented in **Appendix 6**. The Authority will continue to issue licenses to qualified applicants for licences.

Table 22: Petroleum Licences Issued in 2022

Licence Type	No. of New Licences	No. of Renewed Licences	Total No. of issued Licences
Bunkers Licence	1	0	1
Condensate Dealership	2	0	2
Consumer installation	14	0	14
LPG Distribution	16	1	17
LPG Wholesale Licence	4	1	5
Lubricant Wholesale	8	1	9
Petroleum Storage	2	2	4
Petroleum Wholesale	20	12	32

Licence Type	No. of New Licences	No. of Renewed Licences	Total No. of issued Licences
Retail	198	158	356
Village Retail	54	9	63
Grand Total 2022	319	184	503
Grand Total for 2021	324	207	531

8. COMPLIANCE MONITORING AND ENFORCEMENT

During the review period, EWURA continued to carry out compliance monitoring programs and enforcements in several regulated areas to ensure that operators in the mid and downstream petroleum sub-sector adhered to the relevant laws, rules, standards, and Best Petroleum Industry Practices Compliance monitoring activities included a sampling of petroleum products for checking the quality of products, monitoring fuel marking project, conducting fuel marker detection tests, an inspection of petroleum facilities to check compliance to infrastructure standards and HSE requirements, and monitoring compliance to the published petroleum cap prices.

Operators who were found to violate applicable laws and standards faced legal action. This section describes the compliance monitoring programs and enforcement in various regulated areas conducted during the period under review.

8.1 Monitoring Compliance to Petroleum Infrastructure Standards

EWURA continued to conduct regular and ad hoc compliance monitoring inspections of petroleum facilities in order to monitor compliance with the applicable laws, standards, licence terms and conditions, HSE requirements, and the Best Petroleum Industry Practices. The facilities that were inspected for compliance monitoring included petrol stations, petroleum storage depots, petroleum consumer installations, LPG Storage and Filling Plants, LPG Super Dealers' warehouses, Lubricant Blending Plants, and Lubricant Wholesalers' warehouses.

In the year 2022, the Authority conducted compliance monitoring inspections to 659 facilities whereby 550 facilities complied with licence terms and conditions, applicable laws, HSE requirements, and the Best Petroleum Industry Practices. This is equivalent to an 83.46 % compliance level, which is 22.46% higher compared to the 61% attained in 2021. Legal actions were taken against the facilities that were found to be non-compliant including the closure of the facilities until the respective operators rectified anomalies. The Authority will continue to conduct regular compliance monitoring and enforcement in order to ensure all petroleum facilities are operated at a high level of compliance. The Authority will also continue to raise awareness among the petroleum operators and the public to ensure the petroleum handling facilities meet the required standards at all times.

8.2 Monitoring Compliance to Petroleum Products Quality

As per Section 30(2)(b) of the Petroleum Act, Cap 392, EWURA has been mandated to monitor petroleum quality and standards. Similarly, section 179(1) of the same Act requires that a person shall not distribute petroleum products unless such petroleum products conform to quality, safety, and environmental specifications set out in the regulations made by the Minister.

In implementing the above-mentioned function, EWURA has been conducting quality checks on petroleum products in accordance with the Petroleum (Sampling and Testing) Rules, 2010, GN No. 211. During the period under review, the Authority collected a total of 942 samples whereby 874 were from licensed petroleum facilities, 59 were from Police for investigations and 15 samples were from Condensate Road tanker trucks. Quality tests for the collected samples were conducted at accredited laboratories to check for conformity of products to Tanzanian Standards. **Table 23** provides details of the collected samples and test results.

Table 23: Number of collected samples in year 2022

Category	Type of facility	Collected Samples	Passed Samples	Failed Samples
Licensed petroleum facilities	Retail outlets	774	742	32
	Petroleum Storage Depots	72	72	0
	Lubricants Wholesalers	28	28	0
	Sub Total	874	842	32
Others	Police investigation	59	51	8
	Condensate	15	15	0
	Sub Total	74	66	8
Grand Total		948	908	40

Out of 874 samples collected from licensed facilities, 842 conformed to the National Standards, whereas 32 samples, equivalent to 3.66% did not conform to the standards. The 32 samples that failed quality tests were collected from 31 retail outlets. Comparing a non-conformity of 6.16% registered in the year 2021, there is an increase in the level of compliance with petroleum products quality specifications by 2.50% for the year 2022. The Authority will continue to put more effort to ensure a 100% level of compliance is

attained at all times and hence only quality petroleum products are supplied to the market **Figure 26** presents a trend of non-conformity to petroleum products quality from the year 2011 to the year 2022

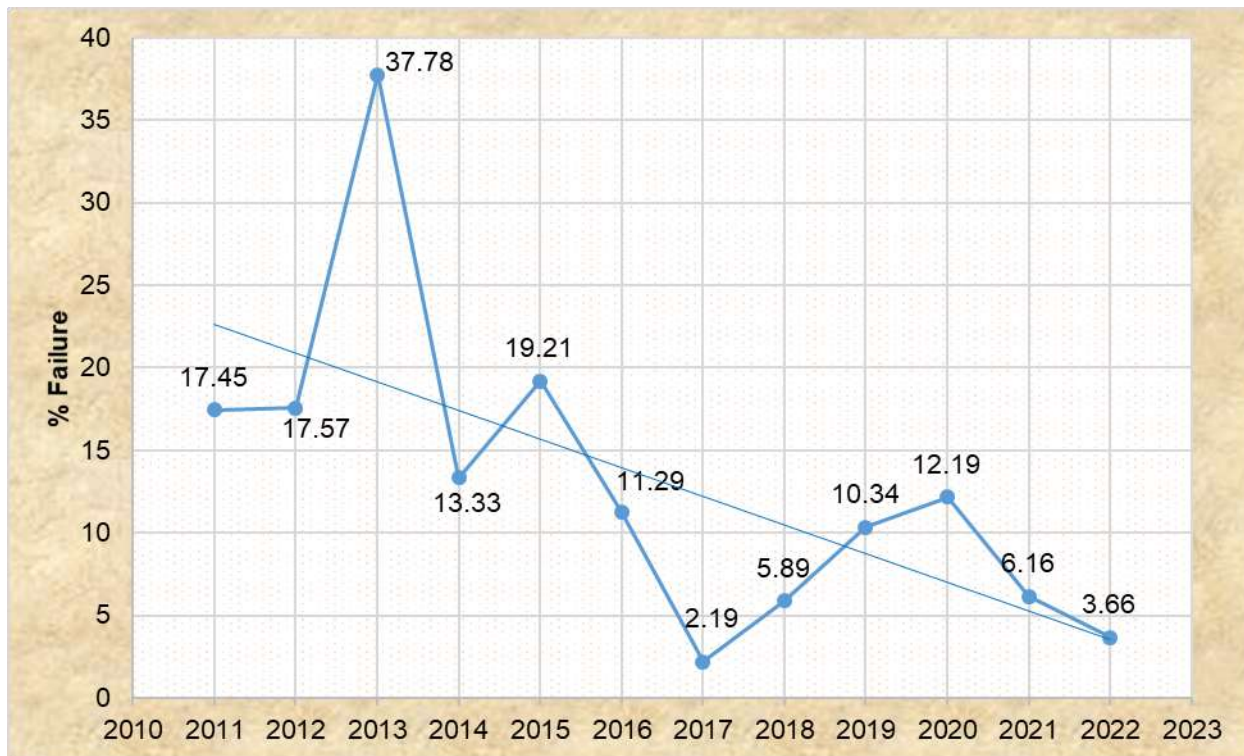


Figure 26: Trend of Non-Conformity to Quality Standards from 2011 to 2022

Legal actions were taken against the petroleum operators found with non-conforming petroleum products in accordance with Section 179(2)(a) and (c) of the Petroleum Act, Cap 392. Legal actions included the closure of the facilities, payment of requisite fines, and blending of non-conforming products.

8.3 Monitoring Compliance with Fuel Marking Programs

In the fight against dumping of transit, tax exempted, and smuggled petroleum products into the local market, EWURA continued to oversee the implementation of the fuel marking program since its inception in September 2010. The marking program is done under the Petroleum Products (Marking and Quality Control) Rules, 2010, GN. No. 210.

The Authority continued to monitor the fuel marking program to ensure that it is executed by the Petroleum Products (Marking and Quality Control) Rules, GN. No. 210. During the period of review, a total of 3,930,935,592 litres of petroleum products were marked

compared to 3,560,695,945 litres reported in the year 2021, equivalent to an increase of 10.4%. The volume of petrol marked in 2022 was 1,593,770,234 litres which is an increase of 8.9% while the volume of marked diesel was 2,073,237,328 litres which is an increase of 12.1%. **An increase in the marked volume of petrol and diesel** is an indicator of growth in demand which emanates mainly from the growth of economic activities and human well-being.

The volume of marked kerosene declined by 43.0% to a reported volume of 13,729,250 litres. The continued decrease in the quantity of consumed kerosene is attributed to the availability and accessibility of affordable alternative energy sources including LPG, solar energy, and electricity which are facilitated by the intensive rural electrification program. The decline in the quantity of consumed kerosene is also attributed to continued compliance monitoring and enforcement done by the Authority to curb adulteration of petroleum products which may be done using different products including kerosene. **Table 24** presents the monthly marked volume in 2022 whereas **Figure 27** shows a trend of marked volumes of kerosene from the year 2012 to the year 2022.

Table 24: Summary of Marked Volumes in 2022 (in Litres)

	Petrol	Diesel	Kerosene	Total
January	128,568,869	179,631,175	1,600,300	309,800,344
February	114,865,800	172,097,296	1,319,640	288,282,736
March	133,154,742	188,625,609	1,585,500	323,365,851
April	128,981,150	177,835,461	1,505,000	308,321,611
May	107,563,113	162,610,376	987,210	271,160,699
June	139,845,790	195,658,824	1,418,000	336,922,614
July	137,382,315	197,254,952	1,232,800	335,870,067
August	136,952,126	207,232,845	579,500	344,764,471
September	140,633,693	211,119,381	905,500	352,658,574
October	138,196,725	209,372,821	723,000	348,292,546
November	139,180,000	213,203,680	772,700	353,156,380
December	148,445,911	208,793,688	1,100,100	358,339,699
TOTAL 2022	1,593,770,234	2,323,436,108	13,729,250	3,930,935,592
TOTAL 2021	1,463,358,089	2,073,237,328	24,100,529	3,560,695,946
% Change	8.9%	12.1%	-43.0%	10.4%

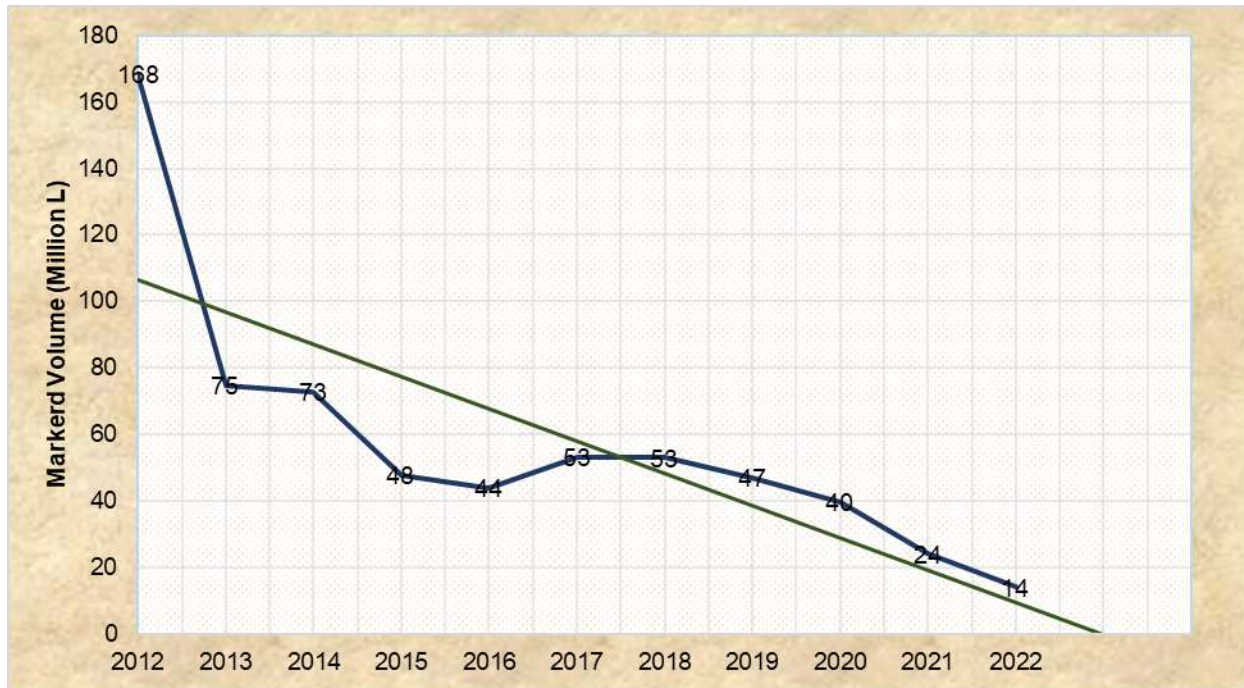


Figure 27: Trend of Kerosene Marked Volumes from 2012 to 2022

The Authority took legal action against operators who were found with non-conforming petroleum products under the Petroleum Product (Marking and Quality Control) Rules, 2010, which included the closure of the facilities and the payment of the required fines. Operators discovered with tax-exempt and transit petroleum products were referred to TRA for payment of evaded taxes and other penalties imposed by customs laws.



Figure 28: Trend of Marker Failed Facilities from 2011 to 2022

The Authority will continue to conduct surveillance monitoring of petroleum facilities in order to crack down on illegal operators who sell/offer for sale petroleum products that do not comply with the Petroleum (Marking and Quality Control) Rules, GN No. 210.

8.4 Compliance to the Price Setting Rules

As per Energy and Water Utilities Regulatory Authority (Petroleum Products Price Setting) (Amendments) Rules, 2017 GN. 163, the Authority continued to publish and monitor the compliance of petroleum cap prices. The petroleum products' cap prices are computed monthly and issued to the public on the first Wednesday of every month. In 2022, the Authority conducted compliance monitoring of cap price to 1,447 petrol stations across the country. Out of 1,447 petrol stations, 25 stations were found selling petroleum products above cap prices, which is equivalent to 1.73%. This shows that the compliance level to cap prices decreased from 100% achieved in 2021 to 98.27% for the year under review. Legal actions were taken against the operators found selling above the cap prices. The Authority will continue to monitor compliance to the published cap prices and ensure that 100% compliance level is maintained at all times.

8.5 Issuance of Construction Approvals

Section 126(1) of the Petroleum Act, Cap 392, requires that any person intending to construct a petroleum installation or petroleum carriage facility is required to apply and

obtain construction approval from EWURA. Section 127(1) of the Petroleum Act Cap 392 prohibits the construction of petroleum installations without approval from EWURA. Constructing without approval is an offence punishable under the law.

In the year 2022, the Authority evaluated and approved a total of 253 applications for construction approvals which is equivalent to a decrease of 3.8% compared to 263 granted construction approvals in the year 2021. Out of 253 construction approvals granted, 251 were for the construction of petrol stations, 1 for the LGP storage and filling plant, and 1 for the EACOP Pipeline. **Appendix 7:** List of applicants that were granted construction approvals in year 2022 shows the developers who were granted construction approvals.

8.6 Construction Approval for EACOP Pipeline System

The EACOP project came as a result of the discovery of crude oil in Uganda in 2006. The Stock Tank Oil in Place (STOIP) is estimated to be 9 billion barrels. However, the recoverable oil given the existing technology is estimated to be 6 billion barrels. On 23rd April 2016, the decision to develop a crude oil pipeline from Hoima, in Uganda, to Tanga, in Tanzania was taken. On 26th May 2017, the Governments of Tanzania and Uganda entered into an Inter-Governmental Agreement (IGA) which set out common principles between Tanzania and Uganda to facilitate implementation of the EACOP project. On 20th May 2021 and 11th April 2021 respectively, the Governments of Tanzania and Uganda signed Host Government Agreements (HGAs) with the investor namely Total East Africa Midstream B.V. on behalf of the East African Crude Oil Pipeline (EACOP) Limited.

Following the signing of the respective HGAs by the Governments of Tanzania and Uganda, the Final Investment Decision (FID) was announced on 2nd February 2022. As a result of the signing of the HGAs, EACOP Limited was established on 18th February 2022. The main responsibilities of EACOP Limited are to construct and operate the EACOP Pipeline System.

EACOP Limited is owned by four shareholders namely the Government of the United Republic of Tanzania through Tanzania Petroleum Development Corporation (“TPDC”) (15%), the Government of the Republic of Uganda through Uganda National Oil Company (“UNOC”) (15%), Total East Africa Midstream B.V. (62%) and China National Offshore Oil Corporation (CNOOC) (8%). EACOP Limited is a company registered in the United Kingdom with its headquarters in Uganda. During the operations phase, EACOP Limited will take custody of the oil at the flange immediately after the Upstream fiscal metering

until the loading flange on the marine jetty in Tanga Bay. The ownership of the oil remains with the Upstream Shippers (Government of Uganda, TotalEnergies E&P Uganda, CNOOC Uganda, and UNOC).

The EACOP Pipeline System from Hoima in Uganda to Chongoleani in Tanzania has a length of 1,443 km. On the Ugandan side, EACOP Pipeline System has 296 kilometres while on the Tanzanian side, it will stretch for 1,147 kilometres. The pipeline will have a diameter of 24 inches and it will be buried at a depth of 1.8 to 2 meters. The design capacity of the pipeline is 216,000 barrels per day. In Uganda part, East African Crude Oil Pipeline (EACOP) will traverse ten (10) districts from Hoima to Kyotera while in Tanzania the Pipeline System will across eight (8) regions, twenty-four (24) districts, and one hundred thirty-four (134) wards. The regions include Kagera, Geita, Shinyanga, Tabora, Singida, Dodoma, Manyara and Tanga.

The EACOP pipeline system will have six pumping stations with two in Uganda and four in Tanzania side, three pressure reduction stations all in Tanzania side, one marine storage and export terminal (MST), 20 heating stations along the route, and an offshore Jetty facility at Chongoleani in Tanga region.

On 27th October 2022, EWURA approved the construction approval for construction of the EACOP pipeline system for EACOP Limited. Main construction works for the pipeline are expected to commence in August 2023 and the completion period for the EACOP Pipeline System is expected to be 36 months.

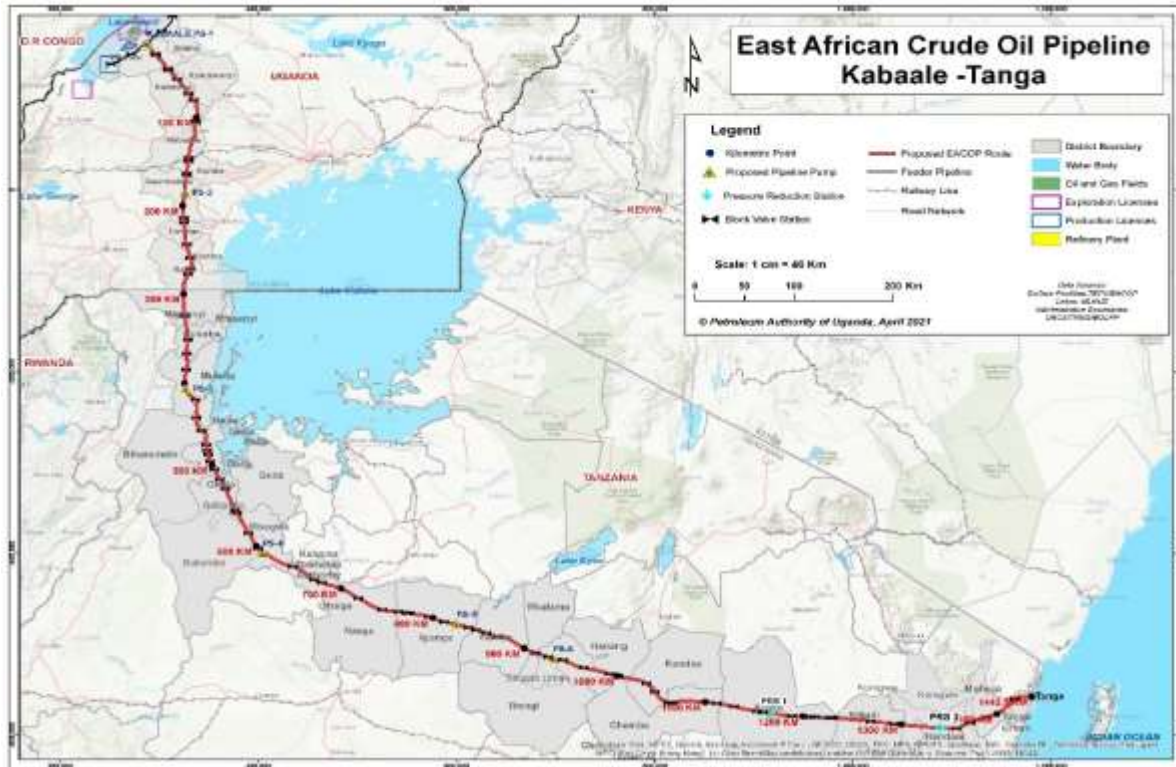


Figure 29: The EACOP Route in Uganda and Tanzania

8.7 Construction of Petroleum Facility without Approval

The Authority continued to monitor compliance at various petroleum facilities that were under construction. During the review period, 46 new facilities were found to be under construction without the Authority’s approval. **Appendix 9** contains a list of petroleum installations built without construction approvals in 2022. In accordance with Section 127(2) of the Petroleum Act, Cap 392, punitive measures were imposed on the defaulters. To ensure compliance, the Authority will continue to conduct awareness campaigns and enforcing the rules.

8.8 Monitoring Compliance to HSE in Petroleum Operations and Transportation

As provided in Sections 30(1)(i) and 30(1)(k) and Section 179 (1) of the Petroleum Act, Cap 392, the Authority is required to ensure that all operators of petroleum and gas facilities operate in a manner that does not pose threat to the public health, safety, and the environment (HSE). In compliance with the above-mentioned legal requirements, the Authority continued to conduct compliance monitoring to HSE requirements for petroleum facilities and operators across the Tanzania Mainland.

In the year 2022, a total of three (3) operators were found undertaking petroleum and Liquefied Petroleum Gas (LPG) operations in a manner that is detrimental to HSE requirements. Out of three (3), two (2) were found conducting illegal re-filling of LPG cylinders contrary to Rule 32 of the Petroleum (Petroleum Liquefied Gas Operations) Rules, 2020, GN. No. 825. The remaining one (1) operator was found with the Waste Oils Recycling plant producing Industrial Diesel Oil (IDO) from petroleum sludges procured from TIPER. All three incidences occurred in the Dar es Salaam region. The Authority seized the LPG cylinders found at the site and handed over the same to the respective suppliers to keep them in safe custody. The Authority has taken legal actions against the individuals found undertaking Liquefied Petroleum Gas (LPG) operations in a manner that is detrimental to HSE requirements. Legal action was also taken against the operator of the Waste Oils Recycling plant.

The Authority will continue to undertake planned and ad-hoc inspections to monitor compliance with HSE requirements. **Table 25** presents a summary of operators that were found operating contrary to HSE requirements whereas **Figure 30** and **Figure 31** show pictures of some illegal re-filling incidents captured during the inspections. **Figure 32** shows pictures of the Waste Oils Recycling plant conducting Operations that are contrary to HSE requirements.

Table 25: Incidents that Occurred contrary to HSE requirements in Year 2022

SN	Incident description and Location	Incident Impact(s)	Corrective Actions
1	A Waste Oil Recycling Facility named Guoyang Biotech Company Ltd, located at Kiboga Village, Ilala Municipality in Dar es salaam.	The facility was operating in a manner that is detrimental and contrary to Health, Safety and Environment (HSE).	The Authority ordered the company to stop operation.
2	Two incidents of Liquefied Petroleum Gas (LPG) illegal re-filling were discovered at	Illegal re-filling of LPG poses imminent danger to health,	The action taken by the Authority include: - (a) Seizure of LPG cylinders found at a site and

<p>different locations as described below:</p> <p>(i) Premises of Mr. Emmanuel Chodota located at Mwongozo Street, Ubungo Municipality in Dar es Salaam. Inspection of the premises was done in collaboration with Police Officers and Oilcom Tanzania Limited.</p> <p>(ii) Premises of an individual at Kariakoo Tandamiti/Likoma Street in Ilala Municipality in Dar es Salaam. Inspection of the premises was done on 4th August 2022 in collaboration with O-Gas Tanzania Limited and Police Officers.</p>	<p>safety and environment.</p> <p>The consequences of LPG illegal refilling include fire explosion, loss of property, loss of life and depriving consumer's of the right to receive the correct quantity of LPG.</p>	<p>handing them over to respective LPG companies to keep them in safe custody;</p> <p>(b) issuing compliance order to a person found conducting illegal re-filling and/ or handing over the person to Police for further investigation and legal proceedings. This is to comply with Rule 32 of the Petroleum (Petroleum Liquefied Gas Operations) Rules, 2020, GN. No. 825; and/or</p> <p>(c) issuing compliance order and other legal action to the respective LPG supplier for failure to monitor her cylinders which is above 16kg in case that cylinder is used in conducting illegal re-filling. This is in accordance to Rule 41 of the Petroleum (Petroleum Liquefied Gas Operations) Rules, 2020, GN. No. 825.</p>
---	--	---



Figure 30: Illegal re-filling found undertaken by Mr. Habibu Mussa Shoo at Kariakoo Tandamiti/Likoma Street in Ilala Municipality in Dar es Salaam region



Figure 31: 38kg gas cylinders from Manjis being decanted to 6kg gas cylinders from Lake and Oryx



Figure 32: View of M/S Guoyang Biotech Company Limited the Waste Oils Recycling plant

9. ENVIRONMENTAL IMPACT ASSESSMENT AND AUDIT REVIEW

The Environmental Management Act, 2004, and the Environmental Impact Assessment and Audit Regulations, 2005 require a project developer or proponent to conduct Environmental Impact Assessment and Audit studies. EIA studies are conducted prior to the commencement or financing of a project or undertaking while Environmental Audit studies are carried out after the commencement of operations. The Regulations further prohibit any licensing Authority in Mainland Tanzania to issue a licence unless the applicant produces to the licensing Authority an Environmental Impact Assessment Certificate issued by the Minister responsible for Environment.

In compliance with the Environmental Management Act, from January to December 2022, the Authority reviewed 252 Environmental Impact Assessment (EIA) and Environmental Audit (EA) Studies received from project proponents and operators in the petroleum downstream sub-sector. This is an increase of 33% if compared to 189 EIA and EA studies reviewed in the year 2021. This trend shows there is a high compliance level with the Environmental Management Act, of 2004. EWURA will continue providing awareness to the public so that prospective investors are aware of the importance of getting EIA from NEMC which is one of the requirements for obtaining construction approval from EWURA.

10. INCIDENT INVESTIGATIONS

During the period under review, the Authority continued to investigate incidents focusing on identifying their causes and recommending corrective actions so that controls can be put in place to prevent the recurrence of similar incidents in the future. This is in accordance with Section 30(2)(o) of the Petroleum Act, Cap 392 which requires the Authority to investigate incidents that result in damage to infrastructure, injury, or loss of life or property.

During the year under review, a total of five (5) incidents were investigated whereby four of those incidents involved overturned road fuel tankers in Mbeya, Coast, and Dodoma regions, one Fire incident occurred at Mansoor Industries Limited (MOIL) fuel storage depot located on Plot no. 64-67, Vijibweni Industrial Area, Kigamboni District in Dar Es Salaam Region.

The incidents occurred mainly due to mechanical failures of road tankers and loss of control of the tankers due to the fatigue of the driver. The impacts emanating from overturned road tankers included product losses, damage to some of the trucks, injuries, and one fatality. **Appendix 9:** Summary of Petroleum HSE Incidents Investigated in 2022 depicts a detailed description of the incidents that were investigated in the period under review while **Figure 33** and **Figure 34** show some of the pictures taken at the scenes of the incidents.



Figure 33: The truck T723 DPJ/T980 CQD loaded with 33,000litres of diesel that was involved in the accident near the River Kiwira bridge in Rungwe District



Figure 34: The truck T723 DPJ/T980 CQD loaded with 33,000litres of diesel that was involved in the accident near the River Kiwira bridge in Rungwe District

11. REGULATORY IMPACT

Through various regulatory interventions, EWURA has made the following impact in the mid and downstream petroleum sub-sector during the year 2022:

- (i) Stable supply of petroleum products in the country by monitoring available stocks and procurement plans;
- (ii) Increased compliance to infrastructure standards;
- (iii) Increased number of petrol stations in rural areas through targeted standards that are aimed at reducing investment costs while maintaining HSE standards;
- (iv) Ensuring petroleum products that are distributed in the country meet the required national standards;
- (v) Protection of efficient suppliers and Government tax revenues through the fuel marking program; and
- (vi) Protection of consumers and efficient suppliers through issuance of monthly petroleum product cap prices and periodic compliance monitoring.

12. CHALLENGES IN THE SUB-SECTOR

The sub-sector still faces the following challenges:

- (i) Absence of a Single Receiving Terminal for white petroleum products that will ensure products are received within a short period and hence reduce demurrage costs and allow receipt of more vessels within a given period of time;
- (ii) A need for increased investments in petrol stations in rural areas to ensure petroleum products are available in those localities and are supplied in a manner that observed health, safety and environmental issues;
- (iii) Smuggling of petroleum products from neighbouring countries and dumping of transit products. EWURA will continue to work with other Government institutions to curb such illegal businesses;
- (iv) Limited capacity of LPG offloading facility at KOJ2 which precludes the industry from achieving economies of scale in importation;
- (v) High starter pack cost for new LPG consumers which limits the increase of users of LPG, especially low-income earners. The starter pack includes cylinders, burners and cookers; and
- (vi) Continued illegal re-filling of LPG cylinders which is mostly done by decanting LPG from 38 kg cylinders to 15 kg cylinders and 6 kg cylinders. This malpractice distorts fair competition in the market and poses an imminent danger to health, safety and the environment.

13. FUTURE OUTLOOK OF THE PETROLEUM SUB-SECTOR

As consumption of petroleum products continues to grow in the country and the neighbouring countries, there is need increase the storage capacity of the country and improve the offloading and receiving facilities so that larger vessels can be received and offload within a short period of time. In order to attain this, the Government has a vision of making Tanzania a trading hub for white petroleum products so as to cater to the growing demand in the country and of all countries that rely on the ports of Tanzania.

In order to increase efficiency in receiving petroleum products, plans are underway for installation of a Supervisory Control and Data Acquisition (SCADA) system to monitor the receipt of petroleum products from the vessels and the amount received in each storage terminal. Plans are also underway to set a requirement for installation of Automatic Tank Gauges (ATG) to ensure the Authority is able to effectively monitor the availability of petroleum products in the country.

The Government is promoting the use of clean energy for cooking to protect the environment from deforestation and protect the health of individuals from smoke produced from cooking using firewood and charcoal. The Ministry of Energy is thus promoting the use of LPG as a clean source of energy. This includes implementation of fiscal policies such as the provision of subsidies on small-size LPG cylinders and reduction of taxes on LPG accessories.

14. CONCLUSION

The petroleum mid and downstream sub-sector, in general, continued to perform well through the improvement and increased investments in infrastructure, well managed procurement of petroleum products through the Bulk Procurement System and periodic compliance monitoring activities. The Authority will continue to monitor the performance of the sub-sector to ensure the availability, quality, and affordability of petroleum products for the betterment and contribution to the economic growth of the country. In order to maintain the current success and for further improvement, the Authority will:

- (i) Increase compliance monitoring activities to ensure maximum compliance by operators to applicable laws, regulations, rules, standards, and international best practices;
- (ii) Continue with the promotion of investments in low-cost petrol stations for rural areas to improve the quality and availability of petroleum products in rural areas;
- (iii) Continue to **promote** the use of LPG and providing awareness to LPG operators especially those distributing and handling LPG cylinders as well as the development of promotional materials for each market segment down to end-users; and
- (iv) Engage with other Government institutions to address challenges in offloading and receiving facilities of white petroleum products and LPG.

15. APPENDICES

Appendix 1: Storage capacities for import terminals at receiving ports in Tanzania 2022

S/N	Name of the Company	Location	Petrol	Diesel	Kerosene	Jet A-1	HFO 125	HFO 180	IDO	TOTAL
1	Afroil Investment	Kigamboni	12,041	27,940	-	-	-	-		39,981
2	Camel Oil (T) Ltd	Kurasini	13,571	33,395			12,291			59,257
3	G&M Co Mtwara	Mtwara	3,500	16,500	-	-	-	-		20,000
4	GAPCO (T) Ltd	Kurasini	34,601	49,670	6,979	12,509	-	-		103,759
5	GBP (T) Ltd	Kurasini	28,770	31,936	-	9,107	-	-		69,813
6	GBP (T) Ltd	Raskazone, Tanga	65,429	92,476	4,415	-	-	-		162,320
7	Hass Petroleum Ltd	Kigamboni	9,993	13,783	-	-	-	-		23,776
8	Lake Oil Ltd	Kigamboni	31,997	32,152	-	19,830				83,979
9	Mogas (T) Ltd	Kurasini	16,000	24,000	-	-	-	-		40,000
10	MOIL	Kigamboni	12,343	14,453	-	-	-	-		26,796
11	National Oil (T) Ltd	Kurasini	7,331	17,685	1,113	-	-	-		26,129
12	Oilcom (T) Ltd	Kurasini	14,026	43,418	5,841	11,922	-	-		75,207
13	Oilcom (T) Ltd	Mtwara	2,499	2,494	-	-	-	-		4,993
14	Oryx Oil Ltd	Kurasini	13,463	37,342	933	-	4,498	-	52	56,288
15	Puma Energy (T) Ltd	Kurasini	10,056	35,326	-	31,693	1,820	2,348		81,243
16	Sahara (T) Ltd	Kigamboni	26,685	26,641	-	-	-	-		53,326
17	Star Oil (T) Ltd	Kurasini	12,941	24,800	-	-	-	-		37,741
18	Super Star Forwarders Co. Ltd	Kurasini	-	11,566	-	5,714	1,250	7,307		25,837

S/N	Name of the Company	Location	Petrol	Diesel	Kerosene	Jet A-1	HFO 125	HFO 180	IDO	TOTAL
19	TIPER	Kigamboni	56,302	180,246	5,723			11,383		253,654
20	Vivo Energy	Kurasini	11,943	12,160	-	-	-	-		24,103
21	World Oil Ltd (I)	Kigamboni	11,000	22,000	-	-	-	-		33,000
22	World Oil Ltd (II)	Kigamboni	18,000	36,000	-	-	-	-		54,000
23	World Oil Ltd (III)	Kigamboni	27,031	27,011	-	-	-	-		54,042
GRAND TOTAL			439,522	812,994	25,004	90,775	19,859	21,038	52	1,409,244

Appendix 2: Storage Capacities for Inland Terminals (Units in Cubic Metres, m³)

S/N	Name of the Company	Location	MSP	JET A1	IK	AGO	IDO	FO	TOTAL
1	Engen Petroleum Ltd	Kibirizi, Kigoma	1,392	-	399	550	-	150	2,491
2	Gapco Tanzania Ltd	Kibirizi, Kigoma	2,010	-	2,014	2,013	162	372	6,571
3	GBP Tanzania Ltd	Kibirizi, Kigoma	1,000	-	500	1,500	-	-	3,000
4	Oilcom Tanzania Ltd	Kibirizi, Kigoma	770	490	320	715	150	-	2,445
5	Total Tanzania Ltd	Kibirizi, Kigoma	1,600	810	-	765	-	-	3,175
6	World Oil Ltd	Kibirizi, Kigoma	410	-	410	410	-	-	1,230
7	East Africa Fossils Company	Musoma	544	-	153	816	-	-	1,513
8	Gapco Tanzania Ltd	Musoma	68	-	254	408			730
9	Malawi Government	Iyunga, Mbeya	1,820	-	392	2,027	-	-	4,239
10	Oryx Oil Company Ltd/Total Tanzania Ltd	Iyunga, Mbeya	930	-	550	2,260	-	-	3,740
11	Engen Petroleum Ltd	Pasua, Moshi	100		100	200			400
12	Oryx Oil Company Ltd	Pasua, Moshi	206	-	102	303	46	72	729
13	Puma Energy (T) Ltd	Pasua, Moshi	1,000	-	90	1,000	-	180	2,270
14	Puma Energy (T) Ltd	Mtwara	506	-	1,615	1,615	953		4,64,689
15	Engen Petroleum Ltd	Mwanza South	275		100	996			1,371
16	Gapco Tanzania Ltd	Mwanza South	155	-	207	408	59		829
17	Gapco Tanzania Ltd	Mwanza South	544	-	1,997	4,008	1,998		8,547
18	GBP Tanzania Ltd	Mwanza South	576		606	2,607			3,789

19	Oryx Oil Company Ltd	Mwanza South	160	-	100	400	58		718
20	Puma Energy (T) Ltd	Mwanza South	228	500	466	1,646	118	220	3,178
21	Engen Petroleum Ltd	Isaka, Shinyanga	516	-	163	1,399			2,078
22	Oilcom Tanzania Ltd	Isaka, Shinyanga	1,000		1,000	4,000			6,000
23	Oryx Oil Company Ltd	Isaka, Shinyanga	-	-		1,549			1,549
24	Total Tanzania Ltd	Shinyanga	216	-	147	1,273			1,636
25	Amazon Petroleum (T) Ltd	Kiloleni, Arusha	120	-	188	358	-		666
26	GBP Tanzania Ltd	Kiloleni, Arusha	158	-	217	412			787
27	Gapco Tanzania Ltd	Unga Ltd, Arusha	544	-	767	1,301	-	-	2,612
28	Mount Meru Petroleum	Njiro, Arusha	483		875	1,443		43	2,844
29	NSK Oil	Njiro, Arusha	300		300	1,200			1,800
Grand Storage Capacity Upcountry									75,626

Appendix 3: List of Suppliers and the Premiums for Year 2022

S/N	Month of Supply	BPS Tender No.	BPS Tender Winner Name	AGO		PMS		Jet A-1 / IK	
				Premium USD/MT	Tendered Quantity MT	Premium USD/MT	Tendered Quantity MT	Premium USD/MT	Tendered Quantity MT
1	Jan-22	PBPA/PPP/C1-AGO/SPM/01/2022	Sahara Energy Resources Limited	26.48	105,000				
2	Jan-22	PBPA/PPP/C2-AGO/SPM/01/2022	Sahara Energy Resources Limited	27.12	105,000				
3	Jan-22	PBPA/PPP/C3-AGO/SPM/01/2022	Addax Energy SA	27.09	105,000				
4	Jan-22	PBPA/PPP/COMBI/DAR & MTWARA /01/2022	Addax Energy SA	48.30	3,700	45.15	34,202		
5	Jan-22	PBPA/PPP/COMBI/TANGA/01/2022	Addax Energy SA	39.10	19,626	45.15	18,574		
6	Jan-22	PBPA/PPP/JET A-1 & IK/ C-KOJ1/01/2022	Vitol Bahrain EC					43.29	19,910
7	Jan-22	PBPA/PPP/PMS/C1-KOJ1/01/2022	Sahara Energy Resources Limited			42.78	38,500		
8	Jan-22	PBPA/PPP/PMS/C2-KOJ1/01/2022	Sahara Energy Resources Limited			43.72	38,500		
9	Jan-22	PBPA/PPP/PMS/C3-KOJ1/01/2022	Sahara Energy Resources Limited			47.78	38,500		
10	Jan-22	PBPA/PPP/PMS/C4-KOJ1/01/2022	Sahara Energy Resources Limited			48.18	38,500		
11	Feb-22	PBPA/PPP/PMS/CI-KOJ1/02/2022	Augusta Energy SA			44.82	40,000		
12	Feb-22	PBPA/PPP/COMBI/DAR/02/2022	Addax Energy SA	39.59	21,080			49.01	9,868
13	Feb-22	PBPA/PPP/COMBI/DAR & MTWARA/02/2022	Addax Energy SA	53.95	5,100	47.11	34,900		
14	Feb-22	PBPA/PPP/AGO/C-TANGA/02/2022	Addax Energy SA	39.73	33,580				

S/N	Month of Supply	BPS Tender No.	BPS Tender Winner Name	AGO		PMS		Jet A-1 / IK	
				Premium USD/MT	Tendered Quantity MT	Premium USD/MT	Tendered Quantity MT	Premium USD/MT	Tendered Quantity MT
15	Feb-22	PBPA/PPP/COMBI/TANGA/02/2022	Addax Energy SA	36.85	16,500	47.11	21,700		
16	Mar-22	PBPA/PPP/AGO/C1-SPM/03/2022	Vitol Bahrain EC	30.94	107,727				
17	Mar-22	PBPA/PPP/AGO/C2-SPM/03/2022	Sahara Energy Resources Limited	26.86	107,727				
18	Mar-22	PBPA/PPP/AGO/C3-SPM/03/2022	Sahara Energy Resources Limited	19.42	107,727				
19	Mar-22	PBPA/PPP/AGO/C-TANGA/03/2022	Addax Energy SA	43.83	25,800				
20	Mar-22	PBPA/PPP/COMBI/DAR & MTWARA/03/2022	HAPCO FZE	46.61	4,680	59.87	33,200		
21	Mar-22	PBPA/PPP/JET A-1 & IK/C-KOJ1/03/2022	Vitol Bahrain EC					51.76	17,040
22	Mar-22	PBPA/PPP/PMS/C1-KOJ1/03/2022	Sahara Energy Resources Limited			45.16	37,836		
23	Mar-22	PBPA/PPP/PMS/C2-KOJ1/03/2022	TOTSA Total Oil Trading SA			42.99	37,836.00		
24	Mar-22	PBPA/PPP/PMS/C3-KOJ1/03/2022	TOTSA Total Oil Trading SA			38.49	37,836.00		
25	Mar-22	PBPA/PPP/PMS/C-TANGA/03/2022	TOTSA Total Oil Trading SA			50.98	23,600.00		
26	Apr-22	PPP/AGO/C1-SBM/04/2022	Addax Energy SA	28.23	111,762				
27	Apr-22	PPP/AGO/C2-SBM/04/2022	Addax Energy SA	28.38	111,762				
28	Apr-22	CCP/AGO/C3-SBM/04/2022	TPDC	26.03	111,762				
29	Apr-22	PPP/PMS/C1-KOJ1/04/2022	Augusta Energy DMCC			58.88	38,450.00		
30	Apr-22	PPP/PMS/C2-KOJ1/04/2022	Augusta Energy DMCC			53.28	38,450.00		

S/N	Month of Supply	BPS Tender No.	BPS Tender Winner Name	AGO		PMS		Jet A-1 / IK	
				Premium USD/MT	Tendered Quantity MT	Premium USD/MT	Tendered Quantity MT	Premium USD/MT	Tendered Quantity MT
31	Apr-22	CPP/PMS/C3-KOJ1/04/2022	Trafigura PTE LTD			44.03	38,454.00		
32	Apr-22	CPP/PMS/C4-KOJ1/04/2022	Augusta Energy DMCC			42.15	38,454.00		
33	Apr-22	CPP/JET A1&IK/C-KOJ1/04/2022	Vitol Bahrain EC					72.43	19,209
34	Apr-22	CPP/COMBI/DAR-MTR/04/2022	Sahara Energy Resources	80.40	5,170	62.79	32,830		
35	Apr-22	CPP/COMB/TNG/04/2022	Sahara Energy Resources	67.42	21,655	66.14	18,276		
36	May-22	CPP/AGO/C1-SBM/05/2022	Addax Energy SA	88.80	109,823				
37	May-22	CPP/AGO/C2-SBM/05/2022	Vitol Bahrain EC	86.90	109,823				
38	May-22	CPP/AGO/C3-SBM/05/2022	Sahara Energy Resources	145.46	109,823				
39	May-22	CPP/COMBI/TNG/05/2022	Vitol Bahrain EC	201.56	21,008	94.67	17,193		
40	May-22	CPP/PMS/C1-KOJ1/05/2022	Sahara Energy Resources			128.29	40,000		
41	May-22	CPP/PMS/C2-KOJ1/05/2022	Augusta Energy DMCC			126.10	40,000		
42	May-22	CPP/PMS/C3-KOJ1/05/2022	Augusta Energy DMCC			136.00	40,000		
43	May-22	CPP/PMS/C4-KOJ1/05/2022	Augusta Energy DMCC			136.00	40,000		
44	May-22	CPP/JET&IK/C-KOJ1/05/2022	Addax Energy SA			167.50	20,800		
45	May-22	CPP/COMBI/DAR-MTR/05/2022	Addax Energy SA	192.00	2,940	149.00	36,917		
46	Jun-22	CPP/AGO/C1-SBM/06/2022	Sahara Energy Resources	88.32	116,518				
47	Jun-22	CPP/AGO/C2-SBM/06/2022	Vitol Bahrain EC	98.00	116,518				

S/N	Month of Supply	BPS Tender No.	BPS Tender Winner Name	AGO		PMS		Jet A-1 / IK	
				Premium USD/MT	Tendered Quantity MT	Premium USD/MT	Tendered Quantity MT	Premium USD/MT	Tendered Quantity MT
48	Jun-22	CPP/JET&IK/C-KOJ1/06/2021	Addax Energy SA					186.03	25,700
49	Jun-22	CPP/PMS/C1-KOJ1/06/2022	Vitol Bahrain EC			138.50	36,909		
50	Jun-22	CPP/PMS/C2-KOJ1/06/2022	Augusta Energy DMCC			130.00	36,909		
51	Jun-22	CPP/PMS/C3-KOJ1/06/2022	Sahara Energy Resources			138.20	36,909		
52	Jun-22	CPP/PMS/C4-KOJ1/06/2022	Augusta Energy DMCC			132.00	36,909		
53	Jun-22	CPP/PMS/C5-KOJ1/06/2022	HAPCO FZE			140.73	30,000		
54	Jun-22	CPP/COMB/DAR-MTR/06/2022	HAPCO FZE	156.20	3,850	156.20	34,150		
55	Jun-22	CPP/COM/TNG/06/2021	Oilcom (T) Limited	123.00	20,250	152.00	19,750		
56	Jul-22	CPP/AGO/C1-SBM/07/2022	Vitol Bahrain EC	47.97	100,857				
57	Jul-22	CPP/AGO/C2-SBM/07/2022	Vitol Bahrain EC	46.45	100,857				
58	Jul-22	CCP/AGO/C3-SBM/07/2022	TPDC	36.40	100,857				
59	Jul-22	CCP/AGO/C4-SBM/07/2022	Vitol Bahrain EC	0.05	100,857				
60	Jul-22	CPP/PMS/C1-KOJ1/07/2022	HAPCO FZE			143.50	36,231		
61	Jul-22	CPP/PMS/C2-KOJ1/07/2022	HAPCO FZE			141.50	36,231		
62	Jul-22	CPP/PMS/C3-KOJ1/07/2022	Augusta Energy DMCC			169.88	36,231		
63	Jul-22	CPP/PMS/C4-KOJ1/07/2022	Addax Energy SA			138.60	36,231		
64	Jul-22	CPP/PMS/C5-KOJ1/07/2022	Sahara Energy Resources			170.56	36,231		

S/N	Month of Supply	BPS Tender No.	BPS Tender Winner Name	AGO		PMS		Jet A-1 / IK	
				Premium USD/MT	Tendered Quantity MT	Premium USD/MT	Tendered Quantity MT	Premium USD/MT	Tendered Quantity MT
65	Jul-22	CPP/JET A1&IK/C-KOJ1/07/2022	Addax Energy SA					187.92	26,884.00
66	Jul-22	CPP/COMBI/DAR-MTR/07/2022	Augusta Energy DMCC	140.20	2,800	239.00	35,200		
67	Jul-22	CPP/COMB/TNG/07/2022	HAPCO FZE	148.50	19,250	148.50	16,010		
68	Aug-22	CPP/AGO/C1-SBM/08/2022	Sahara Energy Resources	61.21	110,000				
69	Aug-22	CPP/AGO/C2-SBM/08/2022	Addax Energy SA	66.27	110,000				
70	Aug-22	CPP/C/TNG/08/2022	Augusta Energy DMCC	75.11	38,000				
71	Aug-22	CPP/COMBI/TNG/08/2022	Augusta Energy DMCC	84.15	16,977	130.50	21,023		
72	Aug-22	CPP/PMS/C1-KOJ1/08/2022	Sahara Energy Resources			100.70	39,953		
73	Aug-22	CPP/PMS/C2-KOJ1/08/2022	Sahara Energy Resources			109.70	39,953		
74	Aug-22	CPP/PMS/C3-KOJ1/08/2022	Augusta Energy DMCC			101.80	39,953		
75	Aug-22	CPP/JET&IK/C-KOJ1/08/2022	Addax Energy SA					189.93	37,890.00
76	Aug-22	CPP/COMBI/DAR-MTR/08/2022	Sahara Energy Resources Limited	92.55	5,150	122.58	32,920		
77	Sep-22	CPP/AGO/C1-SBM/09/2022	Augusta Energy DMCC	151.10	100,000				
78	Sep-22	CPP/AGO/C2-SBM/09/2022	Vitol Bahrain EC	125.60	100,000				
79	Sep-22	CPP/AGO/C3-SBM/09/2022	Addax Energy SA	144.40	100,000				
80	Sep-22	CPP/AGO/C1-KOJ1/09/2022	Addax Energy SA	169.20	38,450				
81	Sep-22	CPP/COMBI/AGO-JET&IK/KOJ1/09/2021	Addax Energy SA	184.55	9,670			184.50	34,370.00

S/N	Month of Supply	BPS Tender No.	BPS Tender Winner Name	AGO		PMS		Jet A-1 / IK	
				Premium USD/MT	Tendered Quantity MT	Premium USD/MT	Tendered Quantity MT	Premium USD/MT	Tendered Quantity MT
82	Sep-22	CPP/PMS/C1-KOJ1/09/2022	E3 Energy DMCC			178.98	38,500		
83	Sep-22	CPP/PMS/C2-KOJ1/09/2022	Sahara Energy Resources			183.25	38,500		
84	Sep-22	CPP/PMS/C3-KOJ1/09/2022	Sahara Energy Resources			186.25	38,500		
85	Sep-22	CPP/PMS/C4-KOJ1/09/2022	Sahara Energy Resources			190.44	35,824		
86	Sep-22	CPP/PMS/C5-KOJ1/09/2022	Augusta Energy DMCC			192.00	35,824		
87	Sep-22	CPP/COMB/DAR-MTR/09/2022	Addax Energy SA	198.50	15,230	198.50	20,870		
88	Sep-22	CPP/C/TNG/09/2022	Augusta Energy DMCC	177.30	38,415				
89	Sep-22	CPP/COMB/TNG/09/2021	Augusta Energy DMCC	184.77	26,339	222.00	11,655		
90	Oct-22	PBPA/AGO/C1-SPM/10/2022	Addax Energy SA	136.98	84,755				
91	Oct-22	PBPA/AGO/C2-SPM/10/2022	Sahara Energy Resources Limited	139.35	84,755				
92	Oct-22	PBPA/AGO/C3-SPM/10/2022	Augusta Energy DMCC	138.88	84,755				
93	Oct-22	PBPA/AGO/C4-SPM/10/2022	Vitol Bahrain EC	144.80	84,755				
94	Oct-22	PBPA/PMS/C1-KOJ1/10/2022	HAPCO FZE			198.90	35,800		
95	Oct-22	PBPA/PMS/C2-KOJ1/10/2022	Addax Energy SA			178.20	35,800		
96	Oct-22	PBPA/PMS/C3-KOJ1/10/2022	E3 Energy DMCC			174.40	35,800		
97	Oct-22	PBPA/PMS/C4-KOJ1/10/2022	Vitol Bahrain EC			165.80	35,800		

S/N	Month of Supply	BPS Tender No.	BPS Tender Winner Name	AGO		PMS		Jet A-1 / IK	
				Premium USD/MT	Tendered Quantity MT	Premium USD/MT	Tendered Quantity MT	Premium USD/MT	Tendered Quantity MT
98	Oct-22	PBPA/PPP/PMS/C5-KOJ1/10/2022	HAPCO FZE			184.32	30,055		
99	Oct-22	PBPA/PPP/JET A-1 & IK/C-KOJ1/10/2022	Addax Energy SA					185.00	32,162.00
100	Oct-22	PBPA/PPP/COMBI/DAR & MTWARA/10/2022	HAPCO FZE	210.90	7,020	210.90	32,970		
101	Oct-22	PBPA/PPP/COMBI/TANGA/10/2022	Vitol Bahrain EC	166.80	26,339	186.80	11,655		
102	Nov-22	PBPA/PPP/AGO/C1-SPM/11/2022	TPDC	101.71	88,182				
103	Nov-22	PBPA/PPP/AGO/C2-SPM/11/2022	TPDC	85.38	88,182				
104	Nov-22	PBPA/PPP/AGO/C3-SPM/11/2022	Sahara Energy Resource	137.70	88,182				
105	Nov-22	PBPA/PPP/JET A-1 & IK/C-KOJ1/11/2022	Addax Energy SA					211.95	26,660
106	Nov-22	PBPA/PPP/COMBI/TANGA/11/2022	Addax Energy SA	210.96	13,350	210.96	12,720		
107	Dec-22	PBPA/PPP/AGO/C1-SPM/12/2022	Vitol Bahrain EC	182.50	75,363				
108	Dec-22	PBPA/PPP/AGO/C2-SPM/12/2022	Vitol Bahrain EC	178.40	75,363				
109	Dec-22	PBPA/PPP/AGO/C3-SPM/12/2022	Augusta Energy DMCC	179.40	75,363				
110	Dec-22	PBPA/PPP/JET A-1 & IK/C-KOJ1/12/2022	Addax Energy SA					218.30	28,861
111	Dec-22	PBPA/PPP/COMBI/TANGA/11/2022	Augusta Energy DMCC	209.10	15,550	254.10	16,950		
112	Dec-22	PBPA/PPP/COMBI/DAR & MTWARA/12/2022	E3 Energy DMCC	237.60	5,800	237.60	25,798		

S/N	Month of Supply	BPS Tender No.	BPS Tender Winner Name	AGO		PMS		Jet A-1 / IK	
				Premium USD/MT	Tendered Quantity MT	Premium USD/MT	Tendered Quantity MT	Premium USD/MT	Tendered Quantity MT
113	Dec-22	PBPA/PPP/PMS/C1-KOJ1/12/2022	Augusta Energy DMCC			233.70	33,199		
114	Dec-22	PBPA/PPP/PMS/C2-KOJ1/12/2022	HAPCO FZE			218.70	33,199		
115	Dec-22	PBPA/PPP/PMS/C3-KOJ1/12/2022	Sahara Energy Resource			235.00	33,199		
			WEIGHTED AVERAGE – 2022	87.11		127.07		161.16	
			WEIGHTED AVERAGE – 2021	28.00		30.00		43.00	

Appendix 4: Monthly Petroleum Products Premiums for each port in year 2022

DAR ES SALAAM

SN	Month of Supplies	BPS Tender No.	BPS Tender Winner Name	AGO		PMS		Jet A-1 / IK	
				Premium USD/MT	Quantity MT	Premium USD/MT	Quantity MT	Premium USD/MT	Quantity MT
1	Jan-22	CPP/C1-AGO/SPM/01/2022	SAHARA ENERGY RESOURCES LIMITED	26.48	105,000				
2	Jan-22	CPP/C2-AGO/SPM/01/2022	SAHARA ENERGY RESOURCES LIMITED	27.12	105,000				
3	Jan-22	CPP/C3-AGO/SPM/01/2022	ADDAX ENERGY SA	27.09	105,000				
4	Jan-22	CPP/COMBI/DAR & MTW /01/2022	ADDAX ENERGY SA			45.15	31,202		
5	Jan-22	CPP/JET A-1 & IK/ C-KOJ1/01/2022	VITOL BAHRAIN EC					43.29	19,910
6	Jan-22	CPP/PMS/C1-KOJ1/01/2022	SAHARA ENERGY RESOURCES LIMITED			42.78	38,500		
7	Jan-22	CPP/PMS/C2-KOJ1/01/2022	SAHARA ENERGY RESOURCES LIMITED			43.72	38,500		
8	Jan-22	CPP/PMS/C3-KOJ1/01/2022	SAHARA ENERGY RESOURCES LIMITED			47.78	38,500		
9	Jan-22	CPP/PMS/C4-KOJ1/01/2022	SAHARA ENERGY RESOURCES LIMITED			48.18	38,500		
10	Feb-22	CPP/PMS/CI-KOJ1/02/2022	AUGUSTA ENERGY SA			44.82	40,000		
11	Feb-22	CPP/COMBI/DAR/02/2022	ADDAX ENERGY SA	39.59	21,080			49.01	9,868
12	Feb-22	CPP/COMBI/DAR & MTW/02/2022	ADDAX ENERGY SA			47.11	31,500		
13	Mar-22	CPP/AGO/C1-SPM/03/2022	VITOL BAHRAIN EC	30.94	107,727				
14	Mar-22	CPP/AGO/C2-SPM/03/2022	SAHARA ENERGY RESOURCES LIMITED	26.86	107,727				

SN	Month of Supplies	BPS Tender No.	BPS Tender Winner Name	AGO		PMS		Jet A-1 / IK	
				Premium USD/MT	Quantity MT	Premium USD/MT	Quantity MT	Premium USD/MT	Quantity MT
15	Mar-22	CPP/AGO/C3-SPM/03/2022	SAHARA ENERGY RESOURCES LIMITED	19.42	107,727				
16	Mar-22	CPP/COMBI/DAR & MTW/03/2022	HAPCO FZE			59.87	30,000		
17	Mar-22	CPP/JET A-1 & IK/C-KOJ1/03/2022	VITOL BAHRAIN EC					51.76	17,040
18	Mar-22	CPP/PMS/C1-KOJ1/03/2022	SAHARA ENERGY RESOURCES LIMITED			45.16	37,836		
19	Mar-22	CPP/PMS/C2-KOJ1/03/2022	TOTSA TOTAL OIL TRADING SA			42.99	37,836.00		
20	Mar-22	CPP/PMS/C3-KOJ1/03/2022	TOTSA TOTAL OIL TRADING SA			38.49	37,836.00		
21	Apr-22	CPP/AGO/C1-SBM/04/2022	ADDAX ENERGY SA	28.23	111,762				
22	Apr-22	CPP/AGO/C2-SBM/04/2022	ADDAX ENERGY SA	28.38	111,762				
23	Apr-22	CCP/AGO/C3-SBM/04/2022	TPDC	26.03	111,762				
24	Apr-22	CPP/PMS/C1-KOJ1/04/2022	AUGUSTA ENERGY DMCC			58.88	38,450.00		
25	Apr-22	CPP/PMS/C2-KOJ1/04/2022	AUGUSTA ENERGY DMCC			53.28	38,450.00		
26	Apr-22	CPP/PMS/C3-KOJ1/04/2022	TRAFIGURA PTE LTD			44.03	38,454.00		
27	Apr-22	CPP/PMS/C4/KOJ1/04/2022	AUGUSTA ENERGY DMCC			42.15	38,454.00		
28	Apr-22	CPP/JET A1&IK/C-KOJ1/04/2022	VITOL BAHRAIN EC					72.43	19,209
29	Apr-22	CPP/COMBI/DAR-MTR/04/2022	SAHARA ENERGY RESOURCES			62.79	29,880		
30	May-22	CPP/AGO/C1-SBM/05/2022	ADDAX ENERGY SA	88.80	109,823				

SN	Month of Supplies	BPS Tender No.	BPS Tender Winner Name	AGO		PMS		Jet A-1 / IK	
				Premium USD/MT	Quantity MT	Premium USD/MT	Quantity MT	Premium USD/MT	Quantity MT
31	May-22	CPP/AGO/C2-SBM/05/2022	VITOL BAHRAIN EC	86.90	109,823				
32	May-22	CPP/AGO/C3-SBM/05/2022	SAHARA ENERGY RESOURCES	145.46	109,823				
33	May-22	CPP/PMS/C1-KOJ1/05/2022	SAHARA ENERGY RESOURCES			128.29	40,000		
34	May-22	CPP/PMS/C2-KOJ1/05/2022	AUGUSTA ENERGY DMCC			126.10	40,000		
35	May-22	CPP/PMS/C3-KOJ1/05/2022	AUGUSTA ENERGY DMCC			136.00	40,000		
36	May-22	CPP/PMS/C4-KOJ1/05/2022	AUGUSTA ENERGY DMCC			136.00	40,000		
37	May-22	CPP/JET&IK/C-KOJ1/2022	ADDAX ENERGY SA			167.50	20,800		
38	May-22	CPP/COMBI/DAR-MTR/05/2022	ADDAX ENERGY SA			149.00	34,967		
39	Jun-22	CPP/AGO/C1-SBM/06/2022	SAHARA ENERGY RESOURCES	88.32	116,518				
40	Jun-22	CPP/AGO/C2-SBM/06/2022	VITOL BAHRAIN EC	98.00	116,518				
41	Jun-22	CPP/JET&IK/C-KOJ1/06/2021	ADDAX ENERGY SA					186.03	25,700
42	Jun-22	CPP/PMS/C1-KOJ1/06/2022	VITOL BAHRAIN EC			138.50	36,909		
43	Jun-22	CPP/PMS/C2-KOJ1/06/2022	AUGUSTA ENERGY DMCC			130.00	36,909		
44	Jun-22	CPP/PMS/C3-KOJ1/06/2022	SAHARA ENERGY RESOURCES			138.20	36,909		
45	Jun-22	CPP/PMS/C4-KOJ1/06/2022	AUGUSTA ENERGY DMCC			132.00	36,909		
46	Jun-22	CPP/PMS/C5-KOJ1/06/2022	HAPCO FZE			140.73	30,000		

SN	Month of Supplies	BPS Tender No.	BPS Tender Winner Name	AGO		PMS		Jet A-1 / IK	
				Premium USD/MT	Quantity MT	Premium USD/MT	Quantity MT	Premium USD/MT	Quantity MT
47	Jun-22	CPP/COMB/DAR-MTR/06/2022	HAPCO FZE			156.20	31,450		
48	Jul-22	CPP/AGO/C1-SBM/07/2022	VITOL BAHRAIN EC	47.97	100,857				
49	Jul-22	CPP/AGO/C2-SBM/07/2022	VITOL BAHRAIN EC	46.45	100,857				
50	Jul-22	CCP/AGO/C3-SBM/07/2022	TPDC	36.40	100,857				
51	Jul-22	CCP/AGO/C4-SBM/07/2022	VITOL BAHRAIN EC	0.05	100,857				
52	Jul-22	CPP/PMS/C1-KOJ1/07/2022	HAPCO FZE			143.50	36,231		
53	Jul-22	CPP/PMS/C2-KOJ1/07/2022	HAPCO FZE			141.50	36,231		
54	Jul-22	CPP/PMS/C3-KOJ1/07/2022	AUGUSTA ENERGY DMCC			169.88	36,231		
55	Jul-22	CPP/PMS/C4/KOJ1/07/2022	ADDAX ENERGY SA			138.60	36,231		
56	Jul-22	CPP/PMS/C5/KOJ1/07/2022	SAHARA ENERGY RESOURCES			170.56	36,231		
57	Jul-22	CPP/JET A1&IK/C-KOJ1/07/2022	ADDAX ENERGY SA					187.92	26,884.00
58	Jul-22	CPP/COMBI/DAR-MTR/07/2022	AUGUSTA ENERGY DMCC			239.20	32,830		
59	Aug-22	CPP/AGO/C1-SBM/08/2022	SAHARA ENERGY RESOURCES	61.21	110,000				
60	Aug-22	CPP/AGO/C2-SBM/08/2022	ADDAX ENERGY SA	66.27	110,000				
61	Aug-22	CPP/PMS/C1-KOJ1/08/2022	SAHARA ENERGY RESOURCES			100.70	39,953		
62	Aug-22	CPP/PMS/C2-KOJ1/08/2022	SAHARA ENERGY RESOURCES			109.70	39,953		

SN	Month of Supplies	BPS Tender No.	BPS Tender Winner Name	AGO		PMS		Jet A-1 / IK	
				Premium USD/MT	Quantity MT	Premium USD/MT	Quantity MT	Premium USD/MT	Quantity MT
63	Aug-22	CPP/PMS/C3-KOJ1/08/2022	AUGUSTA ENERGY DMCC			101.80	39,953		
64	Aug-22	CPP/JET&IK/C-KOJ1/08/2022	ADDAX ENERGY SA					189.93	37,890.00
65	Aug-22	CPP/COMBI/DAR-MTR/08/2022	SAHARA ENERGY RESOURCES			122.58	30,000		
66	Sep-22	CPP/AGO/C1-SBM/09/2022	AUGUSTA ENERGY DMCC	151.10	100,000				
67	Sep-22	CPP/AGO/C2-SBM/09/2022	VITOL BAHRAIN EC	125.60	100,000				
68	Sep-22	CPP/AGO/C3-SBM/09/2022	ADDAX ENERGY SA	144.40	100,000				
69	Sep-22	CPP/AGO/C1-KOJ1/09/2022	ADDAX ENERGY SA	169.20	38,450				
70	Sep-22	CPP/COMBI/AGO-JET&IK/KOJ1/09/2021	ADDAX ENERGY SA	184.55	9,670			184.50	34,370.00
71	Sep-22	CPP/PMS/C1-KOJ1/09/2022	E3 ENERGY DMCC			178.98	38,500		
72	Sep-22	CPP/PMS/C2-KOJ1/09/2022	SAHARA ENERGY RESOURCES			183.25	38,500		
73	Sep-22	CPP/PMS/C3-KOJ1/09/2022	SAHARA ENERGY RESOURCES			186.25	38,500		
74	Sep-22	CPP/PMS/C4-KOJ1/09/2022	SAHARA ENERGY RESOURCES			190.44	35,824		
75	Sep-22	CPP/PMS/C5-KOJ1/09/2022	AUGUSTA ENERGY DMCC			192.00	35,824		
76	Sep-22	CPP/COMB/DAR-MTR/09/2022	ADDAX ENERGY SA	198.50	8,330	198.50	17,880		
77	Oct-22	PBPA/PP/AGO/C1-SPM/10/2022	ADDAX ENERGY SA	136.98	84,755				
78	Oct-22	PBPA/PP/AGO/C2-SPM/10/2022	SAHARA ENERGY RESOURCES LIMITED	139.35	84,755				

SN	Month of Supplies	BPS Tender No.	BPS Tender Winner Name	AGO		PMS		Jet A-1 / IK	
				Premium USD/MT	Quantity MT	Premium USD/MT	Quantity MT	Premium USD/MT	Quantity MT
79	Oct-22	PBPA/ CPP/AGO/C3-SPM/10/2022	AUGUSTA ENERGY DMCC	138.88	84,755				
80	Oct-22	PBPA/ CPP/AGO/C4-SPM/10/2022	VITOL BAHRAIN EC	144.80	84,755				
81	Oct-22	PBPA/ CPP/PMS/C1-KOJ1/10/2022	HAPCO FZE			198.90	35,800		
82	Oct-22	PBPA/ CPP/PMS/C2-KOJ1/10/2022	ADDAX ENERGY SA			178.20	35,800		
83	Oct-22	PBPA/ CPP/PMS/C3-KOJ1/10/2022	E3 ENERGY DMCC			174.40	35,800		
84	Oct-22	PBPA/ CPP/PMS/C4-KOJ1/10/2022	VITOL BAHRAIN EC			165.80	35,800		
85	Oct-22	PBPA/ CPP/PMS/C5-KOJ1/10/2022	HAPCO FZE			184.32	30,055		
86	Oct-22	PBPA/ CPP/JET A-1 & IK/C-KOJ1/10/2022	ADDAX ENERGY SA					185.00	32,162.00
87	Oct-22	PBPA/ CPP/COMBI/DAR & MTWARA/10/2022	HAPCO FZE			210.90	25,480		
88	Nov-22	PBPA/ CPP/AGO/C1-SPM/11/2022	TANZANIA PETROLEUM DEVELOPMENT CORPORATION	101.71	88,182				
89	Nov-22	PBPA/ CPP/AGO/C2-SPM/11/2022	TANZANIA PETROLEUM DEVELOPMENT CORPORATION	85.38	88,182				
90	Nov-22	PBPA/ CPP/AGO/C3-SPM/11/2022	SAHARA ENERGY RESOURCES LIMITED	137.70	88,182				
91	Nov-22	PBPA/ CPP/JET A-1 & IK/C-KOJ1/11/2022	ADDAX ENERGY SA					211.95	26,660.00
92	Dec-22	PBPA/ CPP/AGO/C1-SPM/12/2022	VITOL BAHRAIN EC	182.50	75,363				
93	Dec-22	PBPA/ CPP/AGO/C2-SPM/12/2022	VITOL BAHRAIN EC	178.40	75,363				

SN	Month of Supplies	BPS Tender No.	BPS Tender Winner Name	AGO		PMS		Jet A-1 / IK	
				Premium USD/MT	Quantity MT	Premium USD/MT	Quantity MT	Premium USD/MT	Quantity MT
94	Dec-22	PBPA/PPP/AGO/C3-SPM/12/2022	AUGUSTA ENERGY DMCC	179.40	75,363				
95	Dec-22	PBPA/PPP/JET A-1 & IK/C-KOJ1/12/2022	ADDAX ENERGY SA					218.30	28,861.00
96	Dec-22	PBPA/PPP/COMBI/DAR & MTWARA/12/2022	E3 ENERGY DMCC			237.60	23,498		
97	Dec-22	PBPA/PPP/PMS/C1-KOJ1/12/2022	AUGUSTA ENERGY DMCC			233.70	33,199		
98	Dec-22	PBPA/PPP/PMS/C2-KOJ1/12/2022	HAPCO FZE			218.70	33,199		
99	Dec-22	PBPA/PPP/PMS/C3-KOJ1/12/2022	SAHARA ENERGY RESOURCES LIMITED			235.00	33,199		
		WEIGHTED AVERAGE 2022		83.15		127.20		161.16	
		WEIGHTED AVERAGE 2021		29.49		28.79		47.49	

TANGA

S/N	Month of Supplies	BPS Tender Number	BPS Tender Winner	AGO		PMS	
				Premium USD/MT	Quantity MT	Premium USD/MT	Quantity MT
1	Jan-22	PBPA/PPP/COMBI/ TNG/01/2022	Addax Energy SA	39.10	19,626	45.15	18,574
2	Feb-22	PBPA/PPP/AGO/C-TNG/02/2022	Addax Energy SA	39.73	33,580		
3	Feb-22	PBPA/PPP/COMBI/TNG/02/2022	Addax Energy SA	36.85	16,500	47.11	21,700
4	Mar-22	PBPA/PPP/AGO/C-TNG/03/2022	Addax Energy SA	43.83	25,800		
5	Mar-22	PBPA/PPP/PMS/C-TNG/03/2022	TOTSA Total Oil Trading SA			50.98	23,600
6	Apr-22	PBPA/PPP/COMBI/TNG/04/2022	Sahara Energy Resources	67.42	21,655	66.14	18,276
7	May-22	PBPA/PPP/COMBI/TNG/05/2022	Vitol Bahrain EC	201.56	21,008	94.67	17,193
8	Jun-22	PBPA/PPP/COMBI/TNG/06/2021	Oilcom (T) Limited	123.00	20,250	152.00	19,750
9	Jul-22	PBPA/PPP/COMBI/TNG/07/2022	HAPCO FZE	148.50	19,250	148.50	16,010
10	Aug-22	PBPA/PPP/AGO/C-TNG/08/2022	Augusta Energy DMCC	75.11	38,000		
11	Aug-22	PBPA/PPP/COMBI/TNG/08/2022	Augusta Energy DMCC	84.15	16,977	130.50	21,023
12	Sep-22	PBPA/PPP/AGO/C-TNG/09/2022	Augusta Energy DMCC	177.30	38,415		
13	Sep-22	PBPA/PPP/COMBI/TNG/09/2021	Augusta Energy DMCC	184.77	26,339	222.00	11,655
14	Oct-22	PBPA/PPP/COMBI/TNG/10/2022	Vitol Bahrain EC	166.80	26,339	186.80	11,655
15	Nov-22	PBPA/PPP/COMBI/TNG/11/2022	Addax Energy SA	210.96	13,350	210.96	12,720
16	Dec-22	PBPA/PPP/COMBI/TNG/11/2022	Augusta Energy DMCC	209.10	15,550	254.10	16,950
			Weighted Average 2022	117.13		123.28	
			Weighted Average 2021	43.11		36.02	

MTWARA

S/N	Month of Supplies	BPS Tender Number	BPS Tender Winner	AGO		PMS	
				Premium USD/MT	Quantity MT	Premium USD/MT	Quantity MT
1	Jan-22	PBPA/PPP/COMBI/DAR & MTW/01/2022	Addax Energy SA	48.30	3,700	45.15	3,000
2	Feb-22	PBPA/PPP/COMBI/DAR & MTW/02/2022	Addax Energy SA	53.95	5,100	47.11	3,400
3	Mar-22	PBPA/PPP/COMBI/DAR & MTW/03/2022	HAPCO FZE	46.61	4,680	59.87	3,200
4	Apr-22	PBPA/PPP/COMBI/DAR & MTW/04/2022	Sahara Energy Resources	80.40	5,170	62.79	2,950
5	May-22	PBPA/PPP/COMBI/DAR & MTW/05/2022	Addax Energy SA	192.00	2,940	149.00	1,950
6	Jun-22	PBPA/PPP/COMBI/DAR & MTW/06/2022	HAPCO FZE	156.20	3,850	156.20	2,700
7	Jul-22	PBPA/PPP/COMBI/DAR & MTW/07/2022	Augusta Energy DMCC	140.20	2,800	239.00	2,370
8	Aug-22	PBPA/PPP/COMBI/DAR & MTW/08/2022	Sahara Energy Resources	92.55	5,150	122.58	2,920
9	Sep-22	PBPA/PPP/COMBI/DAR & MTW/09/2022	Addax Energy SA	198.50	6,900	198.50	2,990
10	Oct-22	PBPA/PPP/COMBI/DAR & MTW/10/2022	HAPCO FZE	210.90	7,020	210.90	4,500
11	Dec-22	PBPA/PPP/COMBI/DAR & MTW/12/2022	E3 Energy DMCC	237.60	5,800	237.60	2,300
			Weighted Average 2022	88.58		80.51	
			Weighted Average 2021	47.07		33.92	

Appendix 5: Imported Local and Transit Petroleum Products in 2022 (in Litres)

Imported Local Petroleum Products

MONTH	AGO	PMS	IK	JET A1	HFO	TOTAL
Jan-22	206,859,046	117,539,945	633,629	16,609,815		341,642,434
Feb-22	157,185,528	105,620,267	1,264,259	11,188,042	5,878,866	281,136,961
Mar-22	191,705,774	144,732,365	819,422	13,081,407	3,687,029	354,025,998
Apr-22	214,750,107	109,177,142	186,925	10,792,062	4,727,546	339,633,781
May-22	141,170,219	78,457,277	323,388	15,487,573	4,291,720	239,730,176
Jun-22	181,506,338	130,525,950	190,331	15,159,315		327,381,934
Jul-22	134,040,562	111,611,595	637,125	21,827,092	4,529,036	272,645,410
Aug-22	308,899,804	142,306,795	1,845,334	26,900,348		479,952,281
Sep-22	242,022,340	100,434,573			2,555,455	345,012,368
Oct-22	184,715,620	91,916,144	491,880	17,273,692		294,397,335
Nov-22	177,134,418	117,869,979		21,295,282		316,299,680
Dec-22	147,271,332	134,301,205		17,272,600		298,845,137
Add Localized Jan-22 to Dec-22	179,374,064	109,195,985	1,111,809	1,287,982	500,000	291,469,840
Year 2022	2,466,635,151	1,493,689,223	7,504,101	188,175,209	26,169,652	4,182,173,336
Year 2021	2,140,001,845	1,604,699,601	20,385,277	162,172,606	24,239,147	3,951,498,476
% Change	15.3%	-6.9%	-63%	16.0%	8.0%	5.8%

Imported Transit Petroleum Products

MONTH	AGO	PMS	IK	JET A-1	HFO	TOTAL
Jan-22	196,076,105	116,634,267		15,652,418		328,362,790
Feb-22	179,969,667	122,940,882		14,342,928		317,253,478
Mar-22	211,383,301	136,626,625	730,809	19,056,661	3,260,260	371,057,656
Apr-22	244,802,598	113,974,928	749,154	13,585,632		373,112,312
May-22	134,869,056	93,317,149		13,297,793	3,204,095	244,688,093
Jun-22	207,403,171	141,900,376		21,573,707		370,877,254
Jul-22	145,208,462	140,568,390	764,550	15,804,848		302,346,250
Aug-22	276,300,732	141,004,240	1,286,653	19,552,284		438,143,909
Sep-22	239,958,156	100,042,713			3,574,439	343,575,308
Oct-22	300,249,102	73,457,991		15,335,837		389,042,930
Nov-22	301,610,779	142,167,277		20,673,642		464,451,697
Dec-22	196,755,281	118,172,654	22,460,144	18,291,082		355,679,161
Less Localized Jan-22 to Dec-22	179,374,064	109,195,985	1,111,809	1,287,982	500,000	291,469,840
Year 2022	2,455,212,345	1,331,611,507	24,879,502	185,878,850	9,538,794	4,007,120,997
Year 2021	1,894,498,530	1,077,782,612	806,127	130,870,115	15,496,268	3,118,647,525
% Change	30%	24%	2986%	42%	-38%	28%

Appendix 6: List of Applicants that were Licensed in year 2022

S/N	NAME	Location	Region	District	Licence Number	Date of Issue	Type of Licence	Status
1.	Antonia Zakaria Co. Ltd of P.O. Box 450, Tarime	Plot No. 2, Block "D" Sirari Minor Settlement area, Tarime District, Mara in Region.	Mara	Tarime	PRLR-2022-054	29-Dec-22	Village Retail	New
2.	Mipawa Kasiga Lukamaja T/A Gaha Oil of P.O. Box 11156, Mwanza	Busolwa Village, Nyang'hwale District in Geita Region	Geita	Nyangw'ale	PRLR-2022-055	29-Dec-22	Village Retail	New
3.	Hope Sylvester Nzali- Hope Filling Station of P.O. Box 33288, Dar es Salaam	Ukwavila Village, Mbarali District in Mbeya Region.	Mbeya	Mbarali	PRLR-2022-056	29-Dec-22	Village Retail	New
4.	Abdulqadir Ally Qullaten T/A Tash Oil Kilindoni of P.O. Box 10731 Dar es Salaam	Kilindoni Village, Mafia District in Coast Region	Coast	Mafia	PRLR-2022-057	29-Dec-22	Village Retail	New
5.	Mama G Investment Filling Station of P.O. Box 188, Kiteto	Plot No. KTT/PRT 159, Block Kimani at Kimani Village, Partimbo Ward, in Kiteto District Manyara Region	Manyara	Kiteto	PRLR-2022-058	29-Dec-22	Village Retail	New
6.	Samira Khalfan Amour of P. O. Box 45, Biharamulo	Kikoma Village, Lusahunga Ward, Biharamulo District, Kagera Region	Kagera	Biharamuro	PRLR-2022-063	20-Dec-22	Village Retail	New
7.	Gobsan Company Limited – Itobo of P.O. Box 32164 Dar es Salaam	Plot No. 1, Block 'X', Itobo Area, Nzega District in Tabora Region	Tabora	Nzega	PRLR-2022-046	24-Nov-22	Village Retail	New
8.	Ally Mohamed Salim T/A Uroil Petrol Station of P. O. Box. 185, Urambo	Kibaoni Hamlet, Ugansa Village, Kaliua District in Tabora Region	Tabora	Kaliua	PRLR-2022-047	24-Nov-22	Village Retail	New
9.	Ally Mohamed Salim T/A Uroil Petrol Station of 185, Urambo	Mtakuja Magharibi Hamlet, Mtakuja Village, Igagala ward, Kaliua District in Tabora Region	Tabora	Kaliua	PRLR-2022-048	24-Nov-22	Village Retail	New

S/N	NAME	Location	Region	District	Licence Number	Date of Issue	Type of Licence	Status
10.	Emmanuel Tembe Ng'ollo of P.O. Box 42, Misungwi	Plot No. 1 Block "A", Mwanangwa Area, Misungwi District in Mwanza Region	Mwanza	Misungwi	PRLR-2022-049	24-Nov-22	Village Retail	New
11.	Chrive Petroleum - Ngyekye Filling Station of P.O. Box 168 Kyela	Ngyekye village, Kyela District in Mbeya Region	Mbeya	Kyela	PRLR-2022-050	24-Nov-22	Village Retail	New
12.	Salama Zakalia Maftah T/A Kimamba Service Station of P.O. Box 99, Morogoro	Kimamba 'B' Village, Kilosa District in Morogoro Region	Morogoro	Kilosa	PRLR-2022-051	24-Nov-22	Village Retail	New
13.	Boniphace Mwikala Maregesi T/A Westkili filling station of P. O. Box 12, Siha, Kilimanjaro	Mendai Village, Karansi ward, Siha district in Kilimanjaro region	Kilimanjaro	Siha	PRLR-2022-053	24-Nov-22	Village Retail	New
14.	Njara Company Limited of P.O. Box 18059, Kibaha	Plot No.275, Block "M", Disunyara Area, Kibaha District Council in Coast Region	Coast	Kibaha	PRLR-2022-042	27-Oct-22	Village Retail	New
15.	Valentino Edward Nywage Sunya petrol station of P.O. Box 49, Kongwa	Plot No. 1353 Block "G" Sunya Village, Kiteto District, Manyara Region.	Manyara	Kiteto	PRLR-2022-043	27-Oct-22	Village Retail	New
16.	Jeventina Melick Mwabena Filling Station – Boma la Ng'ombe Kilolo of P.O. Box 91 Makambako	Plot No. 160 Block "A" at Boma la ng'ombe Kilolo Area, in Iringa District, Iringa Region.	Iringa	Kilolo	PRLR-2022-044	27-Oct-22	Village Retail	New
17.	Barthomeo Christian Manunga of P. O. Box Chato	Plot No. 1, Block "B" Bwogera Village, Chato District in Geita Region	Geita	Chato	PRLR-2022-045	7-Oct-22	Village Retail	New
18.	Franky Filman Mosses Shayo T/A Jenbev Petrol station of P.O. Box 21, Moshi	Mawenjeni Village, South Mwika ward, Moshi District, Kilimanjaro Region.	Kilimanjaro	Moshi	PRLR-2022-038	29-Sep-22	Village Retail	New
19.	Machafu Andrea Machafu of P.O. Box 62, Mpanda	Mnange Area in Mwendakulima Village, Kaliua District in Tabora Region.	Tabora	Kaliua	PRLR-2022-039	29-Sep-22	Village Retail	New

S/N	NAME	Location	Region	District	Licence Number	Date of Issue	Type of Licence	Status
20.	George Sostenes Kanyomoza of P.O. Box 349, Mwanza	Rukole Village, Chonyonyo Ward, Karagwe District in Kagera Region	Kagera	Karagwe	PRLR-2022-040	29-Sep-22	Village Retail	New
21.	Dickson Yona Mwitewe Filling Station of P.O Box 40 Gairo	Chakwale ward, Kimashale village, Gairo District in Morogoro Region	Morogoro	Gairo	PRLR-2022-035	26-Aug-22	Village Retail	New
22.	Leonard Kasoni Manaha T/A Kasoni Fuel Service Station of P.O. Box 101, Nzega	Nata village, Nata Ward, Nzega District, Tabora Region	Tabora	Nzega	PRLR-2022-036	26-Aug-22	Village Retail	New
23.	Renatus Chikata Pima of P.O. Box 59, Kyerwa	Rwenkenda Village, Kibindo Ward, Nkwenda District, Kagera Region	Kagera	Nkwenda	PRLR-2022-037	26-Aug-22	Village Retail	New
24.	King Oil Group of P.O. Box 11, Tinde	Plot No. 1, Block "D", Tinde Area, Shinyanga District in Shinyanga Region	Shinyanga	Shinyanga	PRLR-2022-028	27-Jul-22	Village Retail	New
25.	Buzenganwa Filling Station of P.O. Box 872, Musoma	Plot No. 14, Block "A", Runazi, Biharamuro District in Kagera Region	Kagera	Biharamuro	PRLR-2022-029	27-Jul-22	Village Retail	New
26.	Elizabeth Simon Mtani – Lamadi Filling Station of P.O. Box 105, Ushiroambo	Lamadi Village, Busega District in Simiyu Region	Simiyu	Busega	PRLR-2022-030	27-Jul-22	Village Retail	New
27.	William Karangwa Rweikiza – Haya ni ya Dunia Filling Station of P.O. Box 72, Kyerwa	Nyakaiga Village, Kibondo, Karagwe District in Kagera Region	Kagera	Karagwe	PRLR-2022-031	27-Jul-22	Village Retail	New
28.	Charles Erasto Kanimba T/A Rock Oil Petrol Station of P.O Box 235, Mwanza	Plot No. 71, Block "B" Rulenge Urban area, Ngara District, Kagera Region.	Kagera	Ngara	PRLR-2022-032	27-Jul-22	Village Retail	New
29.	Stephen Jackson Massam T/A Southmark Oil and Transport Company Limited of P.O. Box 1494, Mtwara	Kaunda Area, Umwe Village, Rufiji District, Coast Region	Coast	Rufiji	PRLR-2022-033	27-Jul-22	Village Retail	New
30.	Haibiem Service Station Limited of P.O. Box 2 Tunduma	Plot No. 1, Block 'G', Kiwira Area, Rungwe District in Mbeya Region	Mbeya	Rungwe	PRLR-2022-034	27-Jul-22	Village Retail	New

S/N	NAME	Location	Region	District	Licence Number	Date of Issue	Type of Licence	Status
31.	Alinda's Transport & Oil Products Limited - Kigorogoro Filling Station of P.O. Box 159 Kyerwa	Kigorogoro Village, Kibale Ward, Kyerwa District in Kagera Region	Kagera	Kyerwa	PRLR-2022-018	29-Jun-22	Village Retail	New
32.	Alinda's Transport & Oil Products Limited - Mabira Filling Station of P.O. Box 159, Kyerwa	Mabira Village, Kibale Ward, Kyerwa District in Kagera	Kagera	Kyerwa	PRLR-2022-019	29-Jun-22	Village Retail	New
33.	Ahmed Raphael Bongi T/A King Junior Petrol Station of P.O. Box 406, Lindi	Plot No. 8, Block "A", Mpapura area, Mtwara Rural District in Mtwara Region	Mtwara	Mtwara Rural	PRLR-2022-020	29-Jun-22	Village Retail	New
34.	Linus Yohana Sompso - LY Fuel Service Station of P.O. Box 1528, Chunya	Plot No. 1, Block "C", Makongolosi Area, Chunya District in Mbeya Region	Mbeya	Chunya	PRLR-2022-021	29-Jun-22	Village Retail	New
35.	Top Oil Petroleum Limited Kibakwe of P.O. Box 42445, Dar es Salaam	Plot No. 6, Block "E" Kibakwe Area, Mpwapwa District in Dodoma Region.	Dodoma	Mpwapwa	PRLR-2022-022	29-Jun-22	Village Retail	New
36.	Khamisi Maganga Kilongozi T/A Kilongozi Oil of P.O. Box 64, Igunga	Iborogero Village, Iborogero Ward, Igunga District in Tabora Region.	Tabora	Igunga	PRLR-2022-023	29-Jun-22	Village Retail	New
37.	Mohamed Hemed Marhun Petrol Station of P.O. Box 2208, Tabora	Tura Village, Tura area, Uyui District in Tabora Region	Tabora	Uyui	PRLR-2022-024	29-Jun-22	Village Retail	New
38.	DCN Oil Limited Petrol Station of P.O. Box 421, Iringa	Plot No. 43, Block "A" Ihemi Area, Iringa District in Iringa Region	Iringa	Iringa	PRLR-2022-025	29-Jun-22	Village Retail	New
39.	Elizabeth Simon Mtani - Rumasa Filling Station of P.O. Box 105, Ushirombo	Plot No. 75, Block "C", Rumasa Area, Chato District in Geita Region	Geita	Chato	PRLR-2022-010	27-May-22	Village Retail	New
40.	Lugeye Oil Limited of P. O. Box 200, Magu	Kabila Village, Magu District in Mwanza Region	Mwanza	Magu	PRLR-2022-011	27-May-22	Village Retail	New

S/N	NAME	Location	Region	District	Licence Number	Date of Issue	Type of Licence	Status
41.	Moon Oil – Majimoto petrol station of P.O. Box 119, Mpanda	Majimoto Village, Mpimbwe District Council, Mlele District in Katavi Region.	Katavi	Mlele	PRLR-2022-012	27-May-22	Village Retail	New
42.	Jeventina Melick Mwabena – Mtwango of P.O. Box 93, Makambako	Plot No. 28, Block “E”, Mtwango Area, Njombe District in Njombe Region.	Njombe	Njombe	PRLR-2022-013	27-May-22	Village Retail	New
43.	Musa Mungo Chole T/A Mungo Petrol Station of P.O. Box 1288, Kishapu	Plot No.455, Block “M”, Maganzo Area, Kishapu District in Shinyanga Region.	Shinyanga	Kishapu	PRLR-2022-007	29-Apr-22	Village Retail	New
44.	Salum Amour Salum Puge Petrol Station of P. O. Box 126, Nzega	Upungu Village, Puge area, Nzega District in Tabora Region.	Tabora	Nzega	PRLR-2022-008	29-Apr-22	Village Retail	New
45.	Rosemary Ludovick Kimaro T/A Eng. Nditiye Filling Station of P.O. Box 43, Kibondo	Nyankwi Village, Busunzu area, Kibondo District in Kigoma Region	Kigoma	Kibondo	PRLR-2022-005	20-Apr-22	Village Retail	New
46.	Mukhliswi Hamdani Sulemani T/A Kyetema Oil of P. O. Box 1441, Bukoba	Plot No. 1, Block ‘E’, Kyetema-Kemondo, Bukoba, in Kagera.	Kagera	Bukoba	PRLR-2022-006	20-Apr-22	Village Retail	New
47.	Meryvicky Group of Companies Limited of P.O. Box 78, Kahama	Mwakata Village, Isaka Ward, Msalala District in Shinyanga Region	Shinyanga	Msalala	PRLR-2022-002	31-Mar-22	Village Retail	New
48.	Bundala Kishushu Petrol Station of P.O. Box 113, Shinyanga	Plot No. 15, Block ‘A’, Nindo, Shinyanga District in Shinyanga Region.	Shinyanga	Shinyanga	PRLR-2022-003	31-Mar-22	Village Retail	New
49.	Jamali Juma Rajabu – Jamkco Petrol Station of P. O. Box 23, Kwimba	Plot No. 149, Block ‘B’, Sumve, Kwimba District in Mwanza Region	Mwanza	Kwimba	PRLR-2022-004	31-Mar-22	Village Retail	New
50.	Pampalano Oil of P.O. Box 102, Kyela	Mwandibe (Lusanje) Village, Mpombo Ward, Rungwe District in Mbeya Region	Mbeya	Rungwe	PRLR-2022-052	24-Nov-22	Village Retail	New with conditions

S/N	NAME	Location	Region	District	Licence Number	Date of Issue	Type of Licence	Status
51.	Nyumbani Filling Station – Masonga of P.O. Box 11211, Arusha.	Masonga Village, Rorya District, Mara Region	Mara	Rorya	PRLR-2022-026	27-Jul-22	Village Retail	New with Conditions
52.	Mkombozi Na Ngemelo Petrol Station of P.O. Box 00, Coast	Nyamwage village, Mbwaru ward, Rufiji District, Coast Region.	Coast	Rufiji	PRLR-2022-016	29-Jun-22	Village Retail	New with Conditions
53.	Ngabanya Gilu Migangala T/A Ngabanya Filling Station of P.O. Box 26, Masumbwe	Mwabomba village, Ushetu District in Shinyanga Region.	Shinyanga	Ushetu	PRLR-2022-017	29-Jun-22	Village Retail	New with Conditions
54.	Nyumbani Filling Station of P.O. Box 11211, Arusha	Ruhu Village, Rorya District in Mara Region	Mara	Rorya	PRLR-2022-009	29-Apr-22	Village Retail	New with Conditions
55.	Silasi Mayunga Masalu T/A Vatcan Investment of P.O. Box 170, Chato	Plot No. 1, Block "D", Bwanga Area, Chato District in Geita Region.	Geita	Chato	PRLR-2022-059	29-Dec-22	Village Retail	Renewed
56.	Ryoba Tindo Wambura T/A Tindo Filling Station of P.O. Box 68, Tarime	Plot No. 2073, Block "A", Kewanja Area, Tarime District in Mara Region.	Mara	Tarime	PRLR-2022-060	29-Dec-22	Village Retail	Renewed
57.	Punguja Luhumbika Majani of P.O. Box 170, Chato	Plot No. 170, Block "G", Muganza Trading Centre Area, Chato District in Geita Region.	Geita	Chato	PRLR-2022-061	29-Dec-22	Village Retail	Renewed
58.	Julius Marko Wambura T/A Nyamongo Filling Station of P.O. Box 403, Tarime.	Plot No. 1736, Block "A", Kewanja Village, Tarime District in Mara Region	Mara	Tarime	PRLR-2022-062	29-Dec-22	Village Retail	Renewed
59.	Ochele Service Station Company Limited of P. O. Box 250, Rorya	Plot No. 660, Block "A", Itongo "A" Lamadi Trading Centre, Busega District in Simiyu Region	Simiyu	Busega	PRLR-2022-041	29-Sep-22	Village Retail	Renewed
60.	Gerard Nyambocha Jabuturi of P. O. Box 29, Chato	Plot No. 169, Block "G", Muganza Trading Centre Area, Chato District in Geita Region	Geita	Chato	PRLR-2022-027	27-Jul-22	Village Retail	Renewed

S/N	NAME	Location	Region	District	Licence Number	Date of Issue	Type of Licence	Status
61.	Mohamedi Hussein Mohamedi T/A Engusero Filling Station of P.O. Box 103, Kiteto – Manyara	Engusero township, Kiteto district in Manyara region.	Manyara	Kiteto	PRLR-2022-014	29-Jun-22	Village Retail	Renewed
62.	Samo Christopher Roche of P.O. Box 872, Musoma	Plot No. 76, Block "P", Nyamisisi – Kiabakari Urban Area, Butiama District in Mara Region	Mara	Butiama	PRLR-2022-015	29-Jun-22	Village Retail	Renewed
63.	Dotto Damian F. Bulunda – Kanyala Filling Station of P.O. Box 44, Sengerema.	Kanyala Village, Bulyaheke Ward, Buchosa District in Mwanza Region	Mwanza	Buchosa	PRLR-2022-001	31-Mar-22	Village Retail	Renewed
64.	Muriba Machugu Isanchu of P.O. Box 735, Mwanza	Plot No. 489, Block "J", Buswelu Area, Ilemela Municipality in Mwanza Region	Mwanza	Ilemela	PRL-2022-315	29-Dec-22	Retail	New
65.	Deogratus Emily Marandu Petrol Station of P.O. Box 54618, Dar es Salaam	Plot No. 29, Block "G" Mlimwa South, Dodoma Municipality.	Dodoma	Dodoma	PRL-2022-316	29-Dec-22	Retail	New
66.	Petroafrica (T) Limited – Makambako Service Station of P.O. Box 4878, Dar es Salaam	Plot No.7, Block "H", Industrial Area, Makambako Urban Area, Njombe District in Njombe Region	Njombe	Njombe	PRL-2022-317	29-Dec-22	Retail	New
67.	Ibrahim Mohamed Ibrahim – Mambo Mazul Petrol Station of P.O. Box 95, Tunduru	Plot No. 272, Block "P", Nakayaya Mashariki, Tunduru Urban Area in Ruvuma Region	Ruvuma	Tunduru Urban	PRL-2022-318	29-Dec-22	Retail	New
68.	S Energies Limited of P.O Box 134, Mtwara	Plot No. 489, Block "C", Hiyari area, Mtwara District in Mtwara Region.	Mtwara	Mtwara	PRL-2022-319	29-Dec-22	Retail	New
69.	Rupee Tanzania Company Limited T/A Rupee Oil of P.O. Box 84, Geita	along Morogoro Road, Kimara Stop Over area, Ubungo Municipality in Dar es Salaam Region	Dar es Salaam	Ubungo	PRL-2022-320	29-Dec-22	Retail	New

S/N	NAME	Location	Region	District	Licence Number	Date of Issue	Type of Licence	Status
70.	Nakuroi Investment Co. Ltd T/A Nakuroi Oil Filling Station of P.O. Box 79567, Dar es Salaam	Plot No.2144, Block “E”, Kunduchi Rtd, Kinondoni Municipality in Dar es Salaam Region	Dar es Salaam	Kinondoni	PRL- 2022-321	29-Dec- 22	Retail	New
71.	Lake Oil Ltd-Wazo Hill Petrol Station of P.O. Box 5055, Dar es Salaam	Plot No.1121 & 1122, Block ‘A’, Tegeta Wazo area, Kinondoni Municipality in Dar es Salaam Region	Dar es Salaam	Kinondoni	PRL- 2022-322	29-Dec- 22	Retail	New
72.	Olympic Petroleum (T) Limited – Olympic Petroleum Chamakweza of P. O. Box 16484, Dar es Salaam	Plot 14, Block “A”, Chamakweza area, Chalinze District Council in Coast Region	Coast	Chalinze	PRL- 2022-323	29-Dec- 22	Retail	New
73.	Ahmed Abdallah Bakhamis T/A Happy Oil of P.O. Box 20, Kilosa	Plot 13, Block “A”, Ngugu- Kisarawe Urban area, Kisarawe District Council in Coast Region	Coast	Kisarawe	PRL- 2022-324	29-Dec- 22	Retail	New
74.	Erondy Elikana Malekia T/A Malekia Filling station of P. O. Box 198 Turiani – Morogoro	Kichangani Village, Mvomero District in Morogoro Region	Morogoro	Mvomero	PRL- 2022-325	29-Dec- 22	Retail	New
75.	ATN Petroleum Company Limited-Kichangani of P.O. Box 683, Morogoro.	Plot No. 5, Kichangani area in Morogoro’ Municipality	Morogoro	Morogoro	PRL- 2022-326	29-Dec- 22	Retail	New
76.	Ngamila Tanzania Limited of P.O. Box 80476, Dar es Salaam	Plot No. 10, Vigwaza area, Chalinze District in Coast Region.	Coast	Chalinze	PRL- 2022-327	29-Dec- 22	Retail	New
77.	Lake Oil Msasani Mwisho Dar es Salaam of P.O. Box 5055, Dar es salaam	Plot No. 706 & 707, Block “B”, Msasani Area, Kinondoni Municipality in Dar es Salaam Region.	Dar es Salaam	Kinondoni	PRL- 2022-328	29-Dec- 22	Retail	New
78.	Top Oil Petroleum Limited of P.O. Box 5055, Dar es salaam	Plot No. P13610, Mbezi Luis Area, Ubungo Municipality in Dar es Salaam Region.	Dar es Salaam	Ubungo	PRL- 2022-329	29-Dec- 22	Retail	New

S/N	NAME	Location	Region	District	Licence Number	Date of Issue	Type of Licence	Status
79.	Uno Petroleum Tanzania Limited of P.O. Box 2860, Dar es salaam	Plot No. P707, Yombo Vituka Area, Temeke Municipality in Dar es Salaam Region.	Dar es Salaam	Temeke	PRL-2022-330	29-Dec-22	Retail	New
80.	Humoud Mohamed Nassor T/A Master Petrol Station-Mwasonga of P.O. Box 2860, Dar es salaam	Plot No. 5, Mwasonga Area, Kigamboni Municipality in Dar es Salaam Region.	Dar es Salaam	Kigamboni	PRL-2022-331	29-Dec-22	Retail	New
81.	Ashura Athumani Ditopile T/A King Fahad -Mwasonga Filling Station of P.O. Box 2860, Dar es salaam	Plot No. P15501, Mwasonga Area, Kigamboni Municipal in Dar es Salaam Region.	Dar es Salaam	Kigamboni	PRL-2022-332	29-Dec-22	Retail	New
82.	Oilcom (T) Ltd – Mikwambe Petrol Station of P.O. Box 20831, Dar es salaam	Plot No. 1008/3, Toangoma Area, Temeke Municipality in Dar es Salaam Region.	Dar es Salaam	Temeke	PRL-2022-333	29-Dec-22	Retail	New
83.	Uno Petroleum Tanzania Limited of P.O. Box 2860, Dar es salaam	Plot No. P20509, Kunduchi Mtongani Area, Kinondoni Municipality in Dar es Salaam Region.	Dar es Salaam	Kinondoni	PRL-2022-334	29-Dec-22	Retail	New
84.	Rahisi Petroleum Limited – Njiapanda petrol station of P.O. Box 7610, Moshi	Plot No.463, Block "J", South Kilema area, Moshi district in Kilimanjaro region	Kilimanjaro	Moshi	PRL-2022-335	29-Dec-22	Retail	New
85.	Deo Assenga Company Limited T/A Tanzanite Petrol Station Petroleum Station of P.O. Box 8570, Dar es salaam	Plot No. 7, Block "A", Mjohoroni Area, Shia Village, Kimochi Ward, Moshi District, Kilimanjaro Region.	Kilimanjaro	Moshi	PRL-2022-336	29-Dec-22	Retail	New
86.	Sabri Ahmed Said of P.O. Box 90499, Kilindi, Tanga	Kwinji - Muungano Village, Msanja ward in Kilindi District, Tanga Region.	Tanga	Kilindi	PRL-2022-337	29-Dec-22	Retail	New
87.	Issa Ramadhani Nais of P.O. Box 42, Babati	Endanoga Village, Gallapo Ward, in Babati District Manyara Region	Manyara	Babati	PRL-2022-338	29-Dec-22	Retail	New

S/N	NAME	Location	Region	District	Licence Number	Date of Issue	Type of Licence	Status
88.	GG - Oil Tanzania of P.O. Box 12699, Hanang'	Dirma Village, Katesh ward in Hanang District, Manyara Region	Manyara	Hanang'	PRL-2022-339	29-Dec-22	Retail	New
89.	Gobsan Company Limited – Ipazi of P.O. Box 32164, Dar es Salaam	Plot No. 541, Block 'A', Ipazi Area, Nzega Town Council in Tabora Region	Tabora	Nzega	PRL-2022-283	24-Nov-22	Retail	New
90.	JM Couriers (T) Ltd Petrol Station – Ikungi of P.O. Box 42051, Dar es Salaam	Plot No. 65, Block 'C', Ikungi Urban Area, Ikungi District in Singida Region	Singida	Ikungi	PRL-2022-284	24-Nov-22	Retail	New
91.	Nicholaus George Ngassa T/A Galaxy Petroleum of P.O. Box 19, Igunga -Tabora	Plot No. 236, Block "B" Hanihani B Area, Igunga urban, district in Tabora Region	Tabora	Igunga	PRL-2022-285	24-Nov-22	Retail	New
92.	Majid Masoud Ally - Malabi Petrol Station of P.O. Box 1061, Tabora.	Plot No. 501, Block "D" Malabi Area, Tabora Municipality, in Tabora Region	Tabora	Tabora	PRL-2022-286	24-Nov-22	Retail	New
93.	Juma Mwimbe T/A Gofar Petro Energies of P.O. Box 194, Dodoma	Plot No. 1 Block "BR", Nala NgaUngeya area, Dodoma Municipality in Dodoma Region.	Dodoma	Dodoma	PRL-2022-287	24-Nov-22	Retail	New
94.	Richard Cherd Kafyulilo T/A Kafyulilo Enterprises (T) Limited of P.O. Box 25551, Dar es Salaam	Plot No. 97 Block "AA", Kinyanambo area, Mafinga District in Iringa Region	Iringa	Mafinga	PRL-2022-288	24-Nov-22	Retail	New
95.	Msafiri Machuza Singila T/A Kaliua Filling Station of P.O. Box 175, Tabora	Plot No. 155 Block "B", Kaliua Mashariki area, Kaliua District in Tabora Region	Tabora	Kaliua	PRL-2022-289	24-Nov-22	Retail	New
96.	Jobu Bosco Fuime T/A Pwaga Petrol Station of P.O. Box 200, Mpwapwa	Pwaga Village, Mpwapwa District in Dodoma Region	Dodoma	Mpwapwa	PRL-2022-290	24-Nov-22	Retail	New

S/N	NAME	Location	Region	District	Licence Number	Date of Issue	Type of Licence	Status
97.	Puma Investments Limited of P.O. Box 9043, Dar es Salaam	Seronera Area – Serengeti National Park, Serengeti District in Mara Region	Mara	Serengeti	PRL-2022-291	24-Nov-22	Retail	New
98.	Nzagamba Fuel of P.O. Box 84 Kahama	Plot No. 3, Block “E”, Mondo - Kahama Town area, Kahama District in Shinyanga Region	Shinyanga	Kahama	PRL-2022-292	24-Nov-22	Retail	New
99.	Kafumu Company Limited of P.O. Box 196, Mwanza	Plot No. 693, Block “E”, Buhongwa Area in Mwanza City	Mwanza	Mwanza	PRL-2022-293	24-Nov-22	Retail	New
100.	Quick Services Station Co. Limited of P.O. Box 34, Muleba	Plot No. 1176, Block “B”, North Buswelu area, Ilemela District in Mwanza Region	Mwanza	Ilemela	PRL-2022-294	24-Nov-22	Retail	New
101.	Yusuph Amani Maimu T/A Lambest Oil Entreprises of P.O. Box 90005, Dar es Salaam	Plot No. 502, Block “A”, Mbezi Makabe area, Ubungo Municipality in Dar es Salaam Region	Dar es Salaam	Ubungo	PRL-2022-295	24-Nov-22	Retail	New
102.	Crescent Energy Tanzania Limited of P.O. Box 68121, Kibaha	Plot No.5, Block ‘N’, Chamakweza Area, Chalinze District Council in Coast Region	Coast	Chalinze	PRL-2022-296	24-Nov-22	Retail	New
103.	ATN Petroleum Manzese of P.O. Box 683, Dar es salaam	Plot No. P15635, Manzese area, Ubungo Municipality in Dar es Salaam Region	Dar es Salaam	Ubungo	PRL-2022-297	24-Nov-22	Retail	New
104.	Trix Petrol Station of P.O. Box 92, Liwale	Misufini Area, Kibutuka Village, Liwale District in Lindi Region	Lindi	Liwale	PRL-2022-298	24-Nov-22	Retail	New
105.	Top Oil Petroleum Limited - Mbezi Luis of P.O. Box 42445, Dar es salaam	Plot No. 422 & 424, Block “A”, Mbezi Luis area, Ubungo Municipality in Dar Es Salaam Region	Dar es Salaam	Ubungo	PRL-2022-299	24-Nov-22	Retail	New
106.	Olympic Petroleum Mikese of P.O. Box 16484, Morogoro	Plot No. 1, Block “AB”, Fulwe Mikese Area,	Morogoro	Morogoro	PRL-2022-300	24-Nov-22	Retail	New

S/N	NAME	Location	Region	District	Licence Number	Date of Issue	Type of Licence	Status
		Morogoro District in Morogoro Region						
107.	Vivo Energy Kigamboni of P.O. Box 78470, Dar es salaam	Plot No. 24 Block "31A", Kigamboni Area, Kigamboni Municipality in Dar Es Salaam Region	Dar es Salaam	Kigamboni	PRL-2022-301	24-Nov-22	Retail	New
108.	Abdillahi Mahmoud Othamn T/A Haysel Filling Station of P.O. Box 46343, Dar es salaam	Plot No. P13128, Mtoni Madafu Area, Temeke Municipality in Dar es Salaam Region	Dar es Salaam	Temeke	PRL-2022-302	24-Nov-22	Retail	New
109.	Charles Olesakiti Lukumay of P. O. Box 23, Monduli	Lolkisale village, Lolkisale ward, Monduli district in Arusha region	Arusha	Monduli	PRL-2022-312	24-Nov-22	Retail	New
110.	Speedway Petrol station - Sombetini of P.O. Box 11781, Arusha	Plot No. 1131, Block "DD", Sombetini area, Arusha city council in Arusha region	Arusha	Arusha	PRL-2022-313	24-Nov-22	Retail	New
111.	Olympic Petroleum (T) Limited – Mwandege of P.O Box 16484, Dar es Salaam	Plot No. 11, Block "B", Mwandege area, Mkuranga District in Coast Region	Coast	Mkuranga	PRL-2022-255	27-Oct-22	Retail	New
112.	Innocent August Ngowi of P.O. Box 67315, Dar es salaam	Plot No. 2558, Block "A", Kimara Matangini, Ubungo Municipality in Dar es Salaam Region	Dar es Salaam	Ubungo	PRL-2022-256	27-Oct-22	Retail	New
113.	Simba Oil Mkambarani of P.O. Box 1156, Morogoro	Plot No.1057, Block "E", Mkambarani area, Morogoro District, Morogoro Region	Morogoro	Morogoro	PRL-2022-257	27-Oct-22	Retail	New
114.	Rashid Said Khalifa T/A KSK Filling Station of P.O. Box 1362, Tanga	Plot 79, Block "E", Mkata Area, Handeni District in Tanga Region.	Tanga	Handeni	PRL-2022-258	27-Oct-22	Retail	New
115.	Haitham Abubakar Hashim of P. O. Box 7356, Karatu	Plot No. 1353 Block "G" Karatu Urban Area, Karatu District, Arusha Region	Arusha	Karatu	PRL-2022-259	27-Oct-22	Retail	New

S/N	NAME	Location	Region	District	Licence Number	Date of Issue	Type of Licence	Status
116.	Perango Group Limited – Kwemakame Petrol station of P.O. Box 81, Lushoto.	Plot No.5, Block "A", Kwemakame Lukozi village, Kwai ward, Lushoto district in Tanga region.	Tanga	Lushoto	PRL-2022-260	27-Oct-22	Retail	New
117.	Loti Energy Company Limited Petrol Station of P.O. Box 14134, Arusha.	Plot No. 32 Block "E", Terrat area, Arusha city council in Arusha Region.	Arusha	Arusha	PRL-2022-261	27-Oct-22	Retail	New
118.	Furahisha France Msigwa T/A FM Filling station – Singida of P.O. Box 159, Mafinga	Plot No. 20 Block "EE", Unyakuni area, Singida Municipality in Singida Region.	Singida	Singida	PRL-2022-262	27-Oct-22	Retail	New
119.	Kassim Mohammed Abdallah T/A Najma Petrol Station of P.O. Box 33, Lindi	Plot No. 1203 & 1205, Block "B", Mtandi Area, Masasi District in Mtwara Region.	Mtwara	Masasi	PRL-2022-235	29-Sep-22	Retail	New
120.	Zash Energy Solutions Limited of P.O Box 76608, Dar es Salaam	Plot No. 4, Block "A", Mdaula area, Chalinze District in Coast Region.	Coast	Chalinze	PRL-2022-236	29-Sep-22	Retail	New
121.	OILCOM – Tandale of P.O. Box 20831, Dar es salaam	Plot No. P23455, Tandale Area, Kinondoni Municipality in Dar es Salaam Region	Dar es Salaam	Kinondoni	PRL-2022-237	29-Sep-22	Retail	New
122.	Majaliwa Sagumo Chitembele T/A Mc Energy of P.O. Box 73, Morogoro	Plot No. 2, Block "B", Serengeti Area, Gairo District in Morogoro Region	Morogoro	Gairo	PRL-2022-238	29-Sep-22	Retail	New
123.	Loflyp Simbeye Investment Limited of P.O. Box 16126, Dar es Salaam	Plot P880, Kimara Temboni Area, Ubungo Municipality in Dar es Salaam Region	Dar es Salaam	Ubungo	PRL-2022-239	29-Sep-22	Retail	New
124.	Oryx Energies Tanzania Limited – Kibada Service Station of P.O. Box 9540, Dar es Salaam	Plot P6371, Kibada Ungidoni Area, Kigamboni Municipality in Dar es Salaam Region.	Dar es Salaam	Kigamboni	PRL-2022-240	29-Sep-22	Retail	New

S/N	NAME	Location	Region	District	Licence Number	Date of Issue	Type of Licence	Status
125.	Mohamood Mohamed Duale Transporter Ltd of P.O. Box 3260, Dar es Salaam	Plot No.64, Block 42, Kinondoni Municipality in Dar es Salaam Region.	Dar es Salaam	Kinondoni	PRL-2022-241	29-Sep-22	Retail	New
126.	Manlick Daniel Sanga T/A MDS Petro Station of P.O Box 442, Mbinga	Plot No. 35, Block “Part of Mbinga Urban Area”, Mbinga Urban Area in Ruvuma Region	Ruvuma	Mbinga	PRL-2022-242	29-Sep-22	Retail	New
127.	Amos Site Mabena – Mabena Petrol Station of P.O. Box 710, Songea	Plot No. 210 & 211, Block “FF”, Bombambili Area, Songea Municipality in Ruvuma Region.	Ruvuma	Songea	PRL-2022-243	29-Sep-22	Retail	New
128.	Asha Hamud Salum Petrol Station – Uswilu of P.O. Box 256, Nzega	Uswilu Area in Nzega Mashariki, Nzega District in Tabora Region.	Tabora	Nzega	PRL-2022-244	29-Sep-22	Retail	New
129.	Bageni Company Limited of P.O. Box 586, Kahama	Plot No.321, Block “D”, Nyankumbu Area – Geita Town, Geita District in Geita Region	Geita	Geita	PRL-2022-245	29-Sep-22	Retail	New
130.	Jobaru Investment Company (T) Ltd - Nyasubi Petrol Station of P.O. Box 319, Dar es Salaam	Plot No.1432 Block “Q”, Nyasubi Area, Kahama Township in Shinyanga Region	Shinyanga	Kahama	PRL-2022-208	26-Aug-22	Retail	New
131.	Blue Wave Emporium Limited of P.O. Box 11624, Mwanza	Plot No. 1877, 1878, 1879 and 1880, Block “B”, Kiseke Area, Ilemela Municipality in Mwanza Region	Mwanza	Ilemela	PRL-2022-209	26-Aug-22	Retail	New
132.	Jackson Masalu Luhuye T/A Luhuye Oil Company Ltd of P.O. Box 668, Mwanza	Plot No. 72 & 74 Block “H”, Kisesa Trading area, Magu District in Mwanza Region	Mwanza	Magu	PRL-2022-210	26-Aug-22	Retail	New
133.	Amon Ezekiel Bulinjiye of P. O. Box 43, Kibondo	Plot No. 237, Block “A”, Rukenamagulu, Kakonko District in Kigoma Region	Kigoma	Kakonko	PRL-2022-211	26-Aug-22	Retail	New
134.	Mwita Chacha Masahuri of P.O. Box 1412, Mara	Mugeta Village, Bunda District in Mara Region	Mara	Bunda	PRL-2022-212	26-Aug-22	Retail	New

S/N	NAME	Location	Region	District	Licence Number	Date of Issue	Type of Licence	Status
135.	ATN Petroleum Co. Ltd – Ubungo Makuburi of P.O. Box 683, Morogoro	Plot No. P11815, Makuburi area, Ubungo Municipality, Dar es Salaam Region.	Dar es Salaam	Ubungo	PRL-2022-213	26-Aug-22	Retail	New
136.	Abdulatif Taalib Mohamed T/A ATN Petroleum Company Limited – Mabibo of P.O. Box 683 Dar es Salaam	Plot No. P15913, Mabibo Area, Ubungo Municipality in Dar es Salaam Region	Dar es Salaam	Ubungo	PRL-2022-214	26-Aug-22	Retail	New
137.	Lake Oil Company Ltd - Kurasini Mizani of P. O. Box 5055, Dar es Salaam	Plot No. 1295, Kurasini area, Temeke Municipality, Dar es salaam Region	Dar es Salaam	Temeke	PRL-2022-215	26-Aug-22	Retail	New
138.	Erick Benjamin Mahenge – Bem Filling Station of P.O. Box 377, Makete	Plot No. 190 and 191, Block “A” Makete Urban Area, Makete District in Njombe Region	Njombe	Makete	PRL-2022-216	26-Aug-22	Retail	New
139.	Wiya Company Limited Petrol Station of P.O. Box 66, Mlowo	Plot No. 553, Block “A”, Singiwe - Matai Urban Area, Kalambo District in Rukwa Region	Rukwa	Kalambo	PRL-2022-217	26-Aug-22	Retail	New
140.	Venance Vendelin Msacky T/A MSK Petro Station of P.O. Box 68087, Dar es Salaam	Plot No. 349. Block No “1”, Mivumoni Area, Kinondoni Municipality in Dar es Salaam Region	Dar es Salaam	Kinondoni	PRL-2022-228	26-Aug-22	Retail	New
141.	Dotto Makenga Ntanwa T/A Migori Oil Station of P. O. Box 472, Kahama	Plot Nos. 1127 & 1128, Block ‘Q’, Nyasubi, Kahama Municipality in Shinyanga Region	Shinyanga	Kahama	PRL-2022-177	27-Jul-22	Retail	New
142.	Masunga Mlyela Mizingo T/A Mizingo Oil of P. O. Box 328, Kahama	Plot No. 2186, Block ‘A’, Sokola, Kahama Township, Kahama District in Shinyanga Region	Shinyanga	Kahama	PRL-2022-178	27-Jul-22	Retail	New
143.	Reny Investment Company Limited – Kagongwa of P.O. Box 438 Kahama	Plot No. 290, Block ‘A’ Kagongwa Area, Kahama Township in Shinyanga Region	Shinyanga	Kahama	PRL-2022-179	27-Jul-22	Retail	New

S/N	NAME	Location	Region	District	Licence Number	Date of Issue	Type of Licence	Status
144.	Marwa William Matiku T/A Williamsons Service Station of P.O. Box 872, Musoma	Plot Nos. 50 & 51, Block 'J', High Density, Uhuru Street, Musoma Municipality in Musoma Region	Mara	Musoma	PRL-2022-180	27-Jul-22	Retail	New
145.	Mwesige Kasenene Rwiza of P.O. Box 103, Karagwe	Plot No. 21, Block "A", Rugarama, Karagwe District in Kagera Region	Kagera	Karagwe	PRL-2022-181	27-Jul-22	Retail	New
146.	Winfrida Frank Frank T/A Angelica Petrol Station of P.O. Box 1494 Mtwara	Plot No. 171, Block 'E', Majengo Area, Nachingwea District, Lindi Region.	Lindi	Nachingwea	PRL-2022-182	27-Jul-22	Retail	New
147.	Rodrnick Hezron Barongo T/A HBR Oil of P.O. Box 10207, Dar es Salaam	Plot No. 1, Block "23", Kibada Area, Kigamboni Municipality in Dar es Salaam Region	Dar es Salaam	Kigamboni	PRL-2022-183	27-Jul-22	Retail	New
148.	Allyen Company Limited - Pugu Mwakanga of P.O. Box 106254 Dar es salaam	Plot No. 754, Block "H", Pugu Mwakanga area, Ilala Municipality in Dar es Salaam Region.	Dar es Salaam	Ilala	PRL-2022-184	27-Jul-22	Retail	New
149.	Silas Constantine Nyumba T/A Seko Petroleum Station of P.O. Box 106254 Dar es Salaam	Masaki village, Kisarawe District in Coast Region	Coast	Kisarawe	PRL-2022-185	27-Jul-22	Retail	New
150.	Olympic Petroleum (T) Limited – Kilungule Bunju of P.O Box 16484, Dar es Salaam	Plot No. P23514, Kilungule Bunju Area, Kinondoni Municipality in Dar es Salaam Region	Dar es Salaam	Kinondoni	PRL-2022-186	27-Jul-22	Retail	New
151.	Darpco Energy Limited of P.O. Box 3892, Dar es Salaam	Plot No. P 28265, Kunduchi Mtongani area, Kinondoni Municipality in Dar es Salaam Region	Dar es Salaam	Kinondoni	PRL-2022-187	27-Jul-22	Retail	New
152.	Mwanza Huduma Company Limited of P.O. Box 403, Dar es Salaam	Plot No. 32, Block "D", Boko area, Kinondoni Municipality in Dar es Salaam Region.	Dar es Salaam	Kinondoni	PRL-2022-188	27-Jul-22	Retail	New

S/N	NAME	Location	Region	District	Licence Number	Date of Issue	Type of Licence	Status
153.	Olympic Petroleum (T) Limited – Buza of P.O Box 16484, Dar es Salaam	Plot No. P10362, Buza area, Temeke Municipality in Dar es Salaam Region	Dar es Salaam	Temeke	PRL-2022-189	27-Jul-22	Retail	New
154.	Mwandege Filling Station Limited of P.O. Box 40080, Dar es salaam	Plot No. 1, Mwandege Area, Mkuranga District in Coast Region	Coast	Mkuranga	PRL-2022-190	27-Jul-22	Retail	New
155.	Vivo Energy Bunju Mwisho of P.O. Box 78470, Dar es Salaam	Plot No.90, Block ‘21’, Bunju area, Kinondoni Municipality in Dar es Salaam Region	Dar es Salaam	Kinondoni	PRL-2022-191	27-Jul-22	Retail	New
156.	Vivo Energy Tanzania Limited - Lindi Service Station of P.O. Box 78470, Lindi	Plot No. 14, Block “B”, Lindi township Area, in Lindi Region	Lindi	Lindi	PRL-2022-192	27-Jul-22	Retail	New
157.	Nassor Service Station Co Ltd of P.O. Box 25195, Dar es Salaam	Plot No. 332, Block ‘C’, Buyuni Area, Ilala Municipality, Dar es salaam Region	Dar es Salaam	Ilala	PRL-2022-193	27-Jul-22	Retail	New
158.	ABC General Supplies Co. Ltd T/A Cate Oil of P.O. Box 22110, Dar es Salaam	Plot No. 983, Block “L”, Kingolwira Aarea, Morogoro Municipality in Morogoro Region.	Morogoro	morogoro	PRL-2022-194	27-Jul-22	Retail	New
159.	VAG Contractors Limited Petrol Station of P. O. Box 170, Mbinga	Plot No. 20, Block ‘A’, Lusaka Mwembe, Mbinga Urban Area, Mbinga District in Ruvuma Region	Ruvuma	Mbinga	PRL-2022-195	27-Jul-22	Retail	New
160.	Summer Estate Limited Petrol Station of P. O. Box 702, Mbeya	Plot No. 94 and 96, Block ‘AA’, Kyela Urban Area, Kyela District in Mbeya Region.	Mbeya	kyela	PRL-2022-196	27-Jul-22	Retail	New
161.	Hato Company Limited of P. O. Box 6613, Moshi	Plot No. 116, Block “AAA” Stendi ya Mboya, Moshi municipality in Kilimanjaro Region	Kilimanjaro	Moshi	PRL-2022-197	27-Jul-22	Retail	New

S/N	NAME	Location	Region	District	Licence Number	Date of Issue	Type of Licence	Status
162.	Kimashuku Investments Company Limited of P.O. Box 266, Moshi	Plot No.1, Block "A", Kindi Msasani Village, Kindi ward, Moshi District in Kilimanjaro Region	Kilimanjaro	Moshi	PRL-2022-198	27-Jul-22	Retail	New
163.	Kifaru Oil Investment – Company Limited of P.O. Box 1851, Moshi	Plot No.88, Block "DD", Katesh Urban Area, Hanang District in Manyara Region	Manyara	Hanang'	PRL-2022-199	27-Jul-22	Retail	New
164.	Ibrahim Mohamed Shayo T/A Ibraline filling of P. O. Box 10036, Moshi	Plot No.9, Block "JJJ", Viwandani Area, Korongoni Ward, Moshi Municipality in Kilimanjaro Region	Kilimanjaro	Moshi	PRL-2022-200	27-Jul-22	Retail	New
165.	Lake Oil Salasala Dar es Salaam	Plot No. 2124 & 2125, Block 'E', Salasala Kunduchi area, Kinondoni Municipality in Dar es Salaam Region	Dar es Salaam	Kinondoni	PRL-2022-201	27-Jul-22	Retail	New
166.	Lake Oil Mbezi Luis Dar es Salaam	Plot No. 1316 Block 'A', Mbezi Louis area, Ubungo Municipality in Dar es Salaam Region	Dar es Salaam	Ubungo	PRL-2022-202	27-Jul-22	Retail	New
167.	Lake Oil Muleba Kagera	Plot No. 510 Block 'C', Muleba Township in Kagera Region	Kagera	Muleba	PRL-2022-203	27-Jul-22	Retail	New
168.	Rajesh Prabhudas Ukabhai T/A Katoro Oil of P.O. Box 627, Bukoba	Plot No.135 &140, Block 'F', Buhongwa Area in Mwanza City	Mwanza	Nyamagana	PRL-2022-154	29-Jun-22	Retail	New
169.	Tairo Oil Limited of P. O. Box 413, Mwanza	Plot No. 2161, Block "E", Buhongwa in Mwanza City	Mwanza	Nyamagana	PRL-2022-155	29-Jun-22	Retail	New
170.	Rorya Energy Company Limited of P.O. Box 10904, Dar es Salaam	Plot No. P12155, Ulongoni "A" Area, Ilala Municipality in Dar es Salaam city	Dar es Salaam	Ilala	PRL-2022-156	29-Jun-22	Retail	New

S/N	NAME	Location	Region	District	Licence Number	Date of Issue	Type of Licence	Status
171.	Olympic Petroleum – Malamba Mawili of P.O. Box 16484, Dar es Salaam	Plot No. P9359, Malamba Mawili, Ubungo Municipality in Dar es Salaam region	Dar es Salaam	Ubungo	PRL-2022-157	29-Jun-22	Retail	New
172.	Vincent Augustino Ngowi T/A Satale Filling Station of P.O. Box 63751, Dar es Salaam	Plot No. P 16510, Kimara area, Ubungo Municipality in Dar es Salaam Region.	Dar es Salaam	Ubungo	PRL-2022-158	29-Jun-22	Retail	New
173.	Allyen Company Limited-Mjimwema Filling Station of P.O. Box 106254, Dar es Salaam	Plot No. 897, Block “B”, Mjimwema area, Kigamboni Municipality, Dar es Salaam Region	Dar es Salaam	Kigamboni	PRL-2022-159	29-Jun-22	Retail	New
174.	Munio Petrol Station Limited – Sumbawanga of P.O. Box 160, Himo - Moshi	Plot No. 612, Block “QQ”, Old Sumbawanga Area, Sumbawanga Municipality in Rukwa Region	Rukwa	Sumbawanga	PRL-2022-160	29-Jun-22	Retail	New
175.	Petroafrica (T) Limited – Mwaka Service Station of P.O. Box 4878, Dar es Salaam	Plot No. 271 & 272, Block “O”, Mwaka, Tunduma Urban Area, Momba District in Songwe Region.	Songwe	Momba	PRL-2022-161	29-Jun-22	Retail	New
176.	Mbeleye Company Limited Petrol Station of P.O. Box 160, Mlowo – Songwe	Plot No. 5, Block “A”, Karasha – Mlowo Urban Area, Mbozi District in Songwe Region.	Songwe	Mbozi	PRL-2022-162	29-Jun-22	Retail	New
177.	Haleluya Wilfred Kessy- Ilazo Petrol Station of P.O. Box 3073, Dodoma	Plot No. 213, Block “B” Kilolo Ilazo Extension, Dodoma Municipality in Dodoma Region.	Dodoma	Dodoma	PRL-2022-163	29-Jun-22	Retail	New
178.	Dagharo Tluway Gidbaso T/A Dagharo Petroleum Station of P.O. Box 170, Karatu	Ayaat Area, Endamarariiek Village, Endamarariiek Ward, Karatu District in Arusha Region	Arusha	Karatu	PRL-2022-164	29-Jun-22	Retail	New
179.	Ashy Petrol Station of P.O. Box 154, Arusha	Mbuyuni village, Oljoro ward, Arusha City in Arusha region	Arusha	Arusha	PRL-2022-165	29-Jun-22	Retail	New

S/N	NAME	Location	Region	District	Licence Number	Date of Issue	Type of Licence	Status
180.	Star Oil Kahama Service Station of P.O. Box 50054 Dar es Salaam	Plot No. 26, Block "A", Low Density Mwendakulima Area, Kahama Township in Shinyanga Region	Shinyanga	Kahama	PRL-2022-125	27-May-22	Retail	New
181.	Allyen Company Limited – Chamazi Filling Station of P.O. Box 106254, Dar es Salaam	Plot No. 96, Block "B" Chamazi Area, Temeke Municipality in Dar es Salaam City.	Dar es Salaam	Temeke	PRL-2022-126	27-May-22	Retail	New
182.	Fuel on Wheels – Chalinze of P.O. Box 15207, Dar es Salaam	Title No. 17246, Pera - Chalinze Area, Bagamoyo district in coast region	Coast	Bagamoyo	PRL-2022-127	27-May-22	Retail	New
183.	Lito Chande Kingwalilo T/A-Orinoco of P.O. Box 291 Nachingwea	Lionja "A" Village, Lionja Namikango ward, Nachingwea district in Lindi region	Lindi	Nachingwea	PRL-2022-128	27-May-22	Retail	New
184.	Karagwe Oils Co. Ltd – Makurunge Petrol Station of P.O. Box 484, Karagwe	Plot No. 632, Block "B ", Makurungwe area, Bagamoyo district council in Coast Region.	Coast	Bagamoyo	PRL-2022-129	27-May-22	Retail	New
185.	Mohamood Mohamed Duale Transporter Limited of P.O. Box 3260, Dar es Salaam	Plot No. P9056, Block K, Charambe Area, Temeke Municipality in Dar es Salaam city.	Dar es Salaam	Temeke	PRL-2022-130	27-May-22	Retail	New
186.	Ahmed Bakhamis Happy Oil – Majohe of P.O Box 65 Kilosa	Plot No. 1224, Majohe area, Ilala Municipality, Dar es Salaam Region	Dar es Salaam	Ilala	PRL-2022-131	27-May-22	Retail	New
187.	Olympic Petroleum – Tandale of P.O Box 16484, Dar es Salaam	P24216, Block "G", Tandale area, Mwananyamala ward, Kinondoni Municipality in Dar es Salaam Region	Dar es Salaam	Kinondoni	PRL-2022-132	27-May-22	Retail	New
188.	Mount Meru Petroleum Ltd-Mbezi Luis of P.O. Box 7094, Dar es salaam	Plot No. 91, Block "H", Mbezi Luis area, Ubungo Municipality, Dar es Salaam Region	Dar es Salaam	Ubungo	PRL-2022-133	27-May-22	Retail	New

S/N	NAME	Location	Region	District	Licence Number	Date of Issue	Type of Licence	Status
189.	Mass Oil and Investment Company Limited-Kibada of P.O. Box 7094, Dar es Salaam	Plot No. 8/1 & 9/1, Block '15', Kibada area, Kigamboni Municipality in Dar es Salaam Region.	Dar es Salaam	Kigamboni	PRL-2022-134	27-May-22	Retail	New
190.	ATN Goba Mbezi Juu of P.O. Box 863 Morogoro	Plot No. 2030, Block 'A', Goba area, Ubungo Municipality in Dar es salaam Region	Dar es Salaam	Ubungo	PRL-2022-135	27-May-22	Retail	New
191.	Sakada Oil Limited of P.O. Box 306, Karatu	Endabash Village, Endabash Ward, Karatu District in Arusha Region.	Arusha	Karatu	PRL-2022-136	27-May-22	Retail	New
192.	Kanji Lalji Limited of P.O. Box 10, Mbeya	Plot No. 716, Block "E", Sistila Street, Iwambi Area in Mbeya City.	Mbeya	Mbeya	PRL-2022-137	27-May-22	Retail	New
193.	Star Oil (T) Limited – Mbeya Service Station of P.O. Box 50054, Dar es Salaam	Plot No. 1/2, Iyunga Industrial Area in Mbeya City.	Mbeya	Mbeya	PRL-2022-138	27-May-22	Retail	New
194.	Petroafrica (T) Limited-Kunduchi Service Station of P.O. Box 4878, Dar es Salaam	Plot No. P25975, Kunduchi Area, Kinondoni Municipality in Dar es Salaam Region.	Dar es Salaam	Kinondoni	PRL-2022-110	9-May-22	Retail	New
195.	Star Oil Chalinze Service Station of P.O. Box 50054, Dar es salaam	Plot No. 1, Block "A", Pingo area, Chalinze district in Coast Region.	Coast	Chalinze	PRL-2022-111	9-May-22	Retail	New
196.	Rahisi Petroleum Ltd – KIA of P.O. Box 7610, Moshi	Plot No.17, Block "G" KIA in Siha district in Kilimanjaro region.	Kilimanjaro	Siha	PRL-2022-112	9-May-22	Retail	New
197.	Shehoza Oil Limited of P.O.BOX 494, Tanga	Plot No. 31 / 11, Block "N" Miembeni "B" Street, Magaoni Ward, Tanga city council in Tanga region.	Tanga	Tanga	PRL-2022-113	9-May-22	Retail	New
198.	Wilson Lengima Kurambe of P. O. Box 93, Monduli	Nanja village, Lepurko ward, Monduli district in Arusha region	Arusha	Monduli	PRL-2022-114	9-May-22	Retail	New

S/N	NAME	Location	Region	District	Licence Number	Date of Issue	Type of Licence	Status
199.	Blue Wave Emporium Limited of P. O. Box 11624, Mwanza	Plot No.982, Block “B”, Bulale Area in Mwanza City	Mwanza	Nyamagana	PRL-2022-099	29-Apr-22	Retail	New
200.	Praise Petroleum Company Limited of P.O. Box 37, Mwanza	Plot No.2154, Block “D”, Igoma Area in Mwanza City	Mwanza	Nyamagana	PRL-2022-100	29-Apr-22	Retail	New
201.	Rosemary James Kasuka T/A Maopo General Supplies Limited of P.O Box 11565, Dar es Salaam	Plot No. 27, Block “G”, Kidole Mvuti Area, Ilala Municipality in Dar es Salaam Region	Dar es Salaam	Ilala	PRL-2022-097	20-Apr-22	Retail	New
202.	Yunus Hassan Mfalla T/A Weruweru Filling Station Mtumba of P. O. Box 502, Dodoma	Plot No. 1, Block “R2” Mtumba Area “A” in Dodoma City	Dodoma	Dodoma	PRL-2022-098	20-Apr-22	Retail	New
203.	James Marwa Anselem T/A Meko Oil of P.O. Box 3057, Mwanza	Plot No.486, Block “J”, Buswelu Area, Ilemela Municipality in Mwanza Region	Mwanza	Ilemela	PRL-2022-089	31-Mar-22	Retail	New
204.	Phine Oil Petrol Station of P. O. Box 382, Kasulu, Kagera	Plot No.50, Block “A”, Nyansha, Kasulu Township in Kigoma Region.	Kigoma	Kasulu	PRL-2022-090	31-Mar-22	Retail	New
205.	Iyegu Petrol Station – Chanika of P.O Box 110063, Dar es Salaam	Plot No. 96, Block G, Chanika Area, Ilala Municipality in Dar es Salaam City.	Dar es Salaam	Ilala	PRL-2022-091	31-Mar-22	Retail	New
206.	Yakub Mabruck Salim – T/A Yakub Mabruck Salim Petrol Station of P.O Box 836, Mtwara	Plot No. 9, Block A, Nakayaka Area, Tandahimba District Council in Dar es Salaam City	Dar es Salaam	Tandahimba	PRL-2022-092	31-Mar-22	Retail	New
207.	Nassor Service Station of P.O Box 25195, Dar es Salaam	Plot No. 713, 714, 715 & 716, Block “M”, Pugu Mwakanga Area, Ilala District Council in Dar es Salaam Region	Dar es Salaam	Ilala	PRL-2022-093	31-Mar-22	Retail	New

S/N	NAME	Location	Region	District	Licence Number	Date of Issue	Type of Licence	Status
208.	Olympic Petroleum Pugu of P.O Box 16484, Dar es Salaam	Plot No. P 3941, Pugu Mwaanga Area, Ilala District, Dar Es Salaam Region	Dar es Salaam	Ilala	PRL-2022-094	31-Mar-22	Retail	New
209.	Engen-Bahari Beach Service Station of P.O. Box 78470, Dar es Salaam	Plot No. 25, Bahari Beach-kondo Street, Kinondoni district, Dar es Salaam Region	Dar es Salaam	Kinondoni	PRL-2022-095	31-Mar-22	Retail	New
210.	Villa Hardware Co. Ltd of P.O. Box 157, Mafinga	Mabaoni Village Mgololo in Mufindi District in Iringa Region	Iringa	Mufindi	PRL-2022-051	28-Feb-22	Retail	New
211.	Ruaha Petroleum Limited of P.O. Box 76979, Dar es Salaam	Plot No. 22, Block "C" Kware Ruaha Mbuyuni Area, Kilolo District in Iringa Region	Iringa	Kilolo	PRL-2022-052	28-Feb-22	Retail	New
212.	Mussa Shaban Mohamed T/A Mushamo Co. Limited of P.O. Box 158, Urambo	Plot No. 55, Block "A" Ndorobo Area, Urambo District in Tabora Region	Tabora	Urambo	PRL-2022-053	28-Feb-22	Retail	New
213.	Adam Filling Station & Company Ltd of P.O. Box 84, Sikonge	Mlogolo Village, Sikonge ward, Sikonge District in Tabora Region	Tabora	Sikonge	PRL-2022-054	28-Feb-22	Retail	New
214.	Ally Mohamed El-Bughury T/A Saigon Petrol Station of P.O. Box 2978, Dodoma	Plot No. 1 Block "A" Msalato Area in Dodoma Municipality Dodoma Region	Dodoma	Dodoma	PRL-2022-055	28-Feb-22	Retail	New
215.	BM Petroleum Limited of P.O. Box 159, Mafinga	Plot No. 1, Block "A", Mwanyanje Area in Mbeya City	Mbeya	Mbeya	PRL-2022-056	28-Feb-22	Retail	New
216.	Miraji Ally Kidundi of P.O. Box 107, Mwanga	Plot no. 330, Block "A", Kwesimu Village, Lushoto District in Tanga Region	Tanga	Lushoto	PRL-2022-057	28-Feb-22	Retail	New
217.	Karagwe Oils Company Limited – Busoka of P.O. Box 484, Karagwe	Plot No. 605, Block "A" Busoka, Kahama Township in Shinyanga Region	Shinyanga	Kahama	PRL-2022-058	28-Feb-22	Retail	New

S/N	NAME	Location	Region	District	Licence Number	Date of Issue	Type of Licence	Status
218.	Simon Angelo Kafuba of P.O. Box 340, Karagwe	Plot No. 6, Block "H" Kishao, Karagwe District in Kagera Region	Kagera	Karagwe	PRL-2022-059	28-Feb-22	Retail	New
219.	Amos C. Sebastian – ACS Oil of P. O. Box 179, Karagwe, Kagera	Plot No.174, Block "B", Nyakanazi, Biharamulo District in Kagera Region	Kagera	Biharamuro	PRL-2022-060	28-Feb-22	Retail	New
220.	Proto Supply Limited T/A Otto Oil Service Station of P.O. Box 20, Misungwi	Plot No. 150, Block 'G', Usagara Trading Centre, Misungwi District in Mwanza Region	Mwanza	Misungwi	PRL-2022-061	28-Feb-22	Retail	New
221.	Admire Oil Limited of P.O. Box 7494, Dar es Salaam	Plot No. P3152, Kimara Matangini area, Ubungo Municipality in Dar es Salaam City	Dar es Salaam	Ubungo	PRL-2022-062	28-Feb-22	Retail	New
222.	Jackson Elinafasi Swai T/A Mapinga Petrol Station of P.O. Box 76858, Dar es Salaam	Plot No. 79, Block "H", Mapinga in Kerege Urban area, Bagamoyo District in Coast Region	Coast	Bagamoyo	PRL-2022-063	28-Feb-22	Retail	New
223.	Josephat Steven Madinga T/A Ester Oil Mlimba of P.O. Box 44 Mahenge	Plot No. KLG/SQ/07, Kalengakalu area, Mlimba District in Morogoro Region	Morogoro	Mlimba	PRL-2022-064	28-Feb-22	Retail	New
224.	Gaki Traders Company Limited of P.O. Box 16126, Kilosa	Plot No. 2, Block "Q", Kikwalaza Mikumi Area, Kilosa District in Morogoro Region.	Morogoro	Kilosa	PRL-2022-065	28-Feb-22	Retail	New
225.	Ovis Energy Limited of P. O. Box 4907, Dar es Salaam	Plot No.1, Block "N", Vijibweni Area, Kigamboni Municipality in Dar es Salaam Region.	Dar es Salaam	Kigamboni	PRL-2022-025	31-Jan-22	Retail	New
226.	Paschal Paul Niboye T/A Moshi Oil of P.O. Box 16508, Dar es Salaam	Plot No. 1225, Kitunda Area in Ilala Municipality in Dar es Salaam Region.	Dar es Salaam	Ilala	PRL-2022-026	31-Jan-22	Retail	New

S/N	NAME	Location	Region	District	Licence Number	Date of Issue	Type of Licence	Status
227.	Majid Abdallah Kimaro T/A Hamaki Oil of P.O. Box 55685, Dar es Salaam	Plot No. 2360, Block "B", Goba area, Ubungo Municipality in Dar es Salaam Region.	Dar es Salaam	Ubungo	PRL-2022-027	31-Jan-22	Retail	New
228.	BAF Company Limited – Bunju of P.O Box 6794, Dar es Salaam	Plot No. 44, Block "13", Bunju area, Kinondoni Municipality in Dar es salaam Region	Dar es Salaam	Kinondoni	PRL-2022-028	31-Jan-22	Retail	New
229.	Hamisi Abdallah Livembe T/A Live Fuel and Service Station of P.O. Box 15711, Dar es Salaam	Plot No. 294, Block "A", Mitwero area, Lindi Municipality in Lindi Region	Lindi	Lindi	PRL-2022-029	31-Jan-22	Retail	New
230.	Acer Petroleum (T) Limited-Masasi of P.O. Box 78845, Dar es Salaam	Plot No. 236, Block 'A', Mkomaindo Area, Masasi Town Council in Mtwara Region.	Mtwara	Masasi	PRL-2022-030	31-Jan-22	Retail	New
231.	Prime Regional Supply Limited of P.O. Box 2873, Dar es Salaam	Plot No.99, Misugusugu area, Kibaha Municipality in Coast Region.	Coast	Kibaha	PRL-2022-031	31-Jan-22	Retail	New
232.	Oilcom (T) Ltd – Bunju of P.O. Box 20831, Dar es Salaam	Plot No. 88, Block '21', Bunju area, Kinondoni Municipality, Dar es salaam Region	Dar es Salaam	Kinondoni	PRL-2022-032	31-Jan-22	Retail	New
233.	Worldwide Oil Company Limited-Blue Parrot of P. O. Box 198, Korogwe	Kilole area, Korogwe Ward, Korogwe Town Council in Tanga Region	Tanga	Korogwe	PRL-2022-033	31-Jan-22	Retail	New
234.	Robert Francis Lowasa – Makuyuni of P.O BOX 15833, Arusha	Plot No 1, Block "D", Makuyuni Trading center area, Monduli District, Arusha Region.	Arusha	Monduli	PRL-2022-034	31-Jan-22	Retail	New
235.	Charles Mihayo Buzenganwa T/A Buzenganwa Filling Station of P.O. Box 13, Chato	Buseresere Area, Chato District in Geita Region	Geita	Chato	PRL-2022-035	31-Jan-22	Retail	New

S/N	NAME	Location	Region	District	Licence Number	Date of Issue	Type of Licence	Status
236.	Oryx Oil Company Limited - Oryx Njombe Service Station of P.O. Box 9540, Dar es Salaam	Plot No.337, Block "Z", Mjimwema, Njombe Urban Area in Njombe Region.	Njombe	Njombe	PRL-2022-036	31-Jan-22	Retail	New
237.	Amos Site Mabena – Mabena Petrol Station of P.O. Box 710, Songea	Plot No. 5 & 6, Block "Z", Mfaranyaki Area, Songea Municipality in Ruvuma Region.	Ruvuma	Songea	PRL-2022-037	31-Jan-22	Retail	New
238.	Said Sood Ally – SS OIL of P.O. Box 42, Sumbawanga	Plot No. 1039, Block "C", Nambogo Area, Sumbawanga Municipality in Rukwa Region.	Rukwa	Sumbawanga	PRL-2022-038	31-Jan-22	Retail	New
239.	Mansoor Industries Limited – Chimbuya of P.O. Box 80218, Dar es Salaam	Plot No. 1 & 2, Chimbuya Village, Mbozi District in Songwe Region.	Songwe	Mbozi	PRL-2022-039	31-Jan-22	Retail	New
240.	C.F. Ng'umbi Investment Company Limited – Mbalizi of P.O. Box 82, Mafinga	Plot No. 405, Block "D", Mbalizi Area, Mbeya District in Mbeya Region.	Mbeya	Mbalizi	PRL-2022-001	5-Jan-22	Retail	New
241.	C.F. Ng'umbi Investment Company Limited – Nzovwe of P.O. Box 82, Mafinga	Plot No. 1026, Block "R", Nzovwe Area in Mbeya City.	Mbeya	Mbeya	PRL-2022-002	5-Jan-22	Retail	New
242.	Ngamila Tanzania Limited of P.O. Box 80476, Dar es Salaam	Plot No. 5 & 6, Karasha – Mlowo Urban Area, Mbozi District in Songwe Region.	Songwe	Mbozi	PRL-2022-003	5-Jan-22	Retail	New
243.	Magema Filling Station Company Limited of P.O. Box 96, Geita.	Plot No. P6088, Kifuru Area in Ilala Municipality in Dar es Salaam Region.	Dar es Salaam	Ilala	PRL-2022-004	5-Jan-22	Retail	New
244.	Som Petroleum (T) Limited-Pingo of P.O. BOX 5784, Dar es Salaam	Plot No. 1, Pingo area, Chalinze District, Coast Region.	Coast	Chalinze	PRL-2022-005	5-Jan-22	Retail	New
245.	Amer Mohamed Mbarak Company Limited of P.O. Box 13656, Dar es Salaam	Plot No. 801, Block "F", Vijibweni area, Kigamboni Municipality in Dar es Salaam Region.	Dar es Salaam	Kigamboni	PRL-2022-006	5-Jan-22	Retail	New

S/N	NAME	Location	Region	District	Licence Number	Date of Issue	Type of Licence	Status
246.	Seif Juma Seif T/A SJS Oil of P.O. Box 72, Kyerwa	Plot No.1, Block "C", Mabira Trading Centre Area, Kyerwa District in Kagera Region.	Kagera	Kyerwa	PRL-2022-007	5-Jan-22	Retail	New
247.	Johnnelly Tz Company Limited of P.O. Box 1338, Mwanza	Kayenze Area, Ilemela District in Mwanza Region.	Mwanza	Ilemela	PRL-2022-008	5-Jan-22	Retail	New
248.	Itimba Trading Company Limited of P.O. Box 4, Shinyanga	Plot No.1, Tinde - Jomu area, Shinyanga District in Shinyanga Region.	Shinyanga	Shinyanga	PRL-2022-009	5-Jan-22	Retail	New
249.	GBP Tanzania Limited of P.O. Box 3728, Dar es Salaam	Plot No.377, Block "A", Nyasaka Low Density Area in Mwanza City.	Mwanza	Mwanza	PRL-2022-010	5-Jan-22	Retail	New
250.	Collins Oil Service Station Limited of P.O. Box 13316, Mwanza	Plot No.509, Block "K", Nyang'homango area, Usagara Ward, Misungwi District in Mwanza Region.	Mwanza	Misungwi	PRL-2022-011	5-Jan-22	Retail	New
251.	Total Ipogoro Petrol Station of P.O. Box 1503, Dar es salaam	Plot No. 16 Block "A" Ipogoro area along Mbeya Highway Road Iringa Township, Iringa Region.	Iringa	Iringa	PRL-2022-012	5-Jan-22	Retail	New
252.	Sumosa Filling Station and Company Limited of P. O. Box 84, Sikonge	Tutuo Area, Area, Sikonge district in Tabora Region.	Tabora	Sikonge	PRL-2022-013	5-Jan-22	Retail	New
253.	Ketumbeine Filling Station of P. O. Box 84, Longido	Armanie Village, Ketumbeine Ward, Longido District in Arusha Region.	Arusha	Longido	PRL-2022-014	5-Jan-22	Retail	New
254.	John Chagu Nkono T/A Chagu Filling Station Maswa of P.O. Box 194, Maswa	Plot No 1, Block "G", Lalago Trading Centre, Maswa District in Simiyu Region	Simiyu	Maswa	PRL-2022-227	26-Aug-22	Retail	New with conditions
255.	Hamidu Mohamed Mnyogopa T/A Tidu Oil of P.O Box 33, Kibiti	Plot No. 1, Block 'D', Bungu area, Kibiti District in Coast Region	Coast	Kibiti	PRL-2022-166	27-Jul-22	Retail	New with conditions

S/N	NAME	Location	Region	District	Licence Number	Date of Issue	Type of Licence	Status
256.	Chororoka Filling Center of P.O Box 17 Mafia	Vunjanazi Area, Along Kilindoni – Utende Road, Kilindoni, Mafia District in Coast Region	Coast	Mafia	PRL-2022-109	29-Apr-22	Retail	New with Conditions
257.	Juliana Mashaka Chapaulinge of P. O. Box 35 Mapogolo Chunya	Mapogolo Village, Chokaa Ward, Chunya District in Mbeya Region	Mbeya	Chunya	PRL-2022-077	28-Feb-22	Retail	New with Conditions
258.	Desire Petroleum of P.O. Box 250, Ifakara	Itongowa Village, Mlimba District in Morogoro Region.	Morogoro	Mlimba	PRL-2022-048	31-Jan-22	Retail	New with Conditions
259.	Yohana Edward Mtweve T/A Kiwangwa Pump Station of P.O. Box 118, Dar es salaam	Plot No. 3, Block “A”, Kiwangwa area, Chalinze District in Coast Region.	Coast	Chalinze	PRL-2022-049	31-Jan-22	Retail	New with Conditions
260.	Khamisi Isuja Gaga Petrol Station of P. O. Box 11, Kondo	Mitati Village, Kondo District in Dodoma Region.	Dodoma	Kondo	PRL-2022-050	31-Jan-22	Retail	New with Conditions
261.	Abdulkadir Ally Qullaten T/A Tash Oil of P.O. Box 10731, Dar es Salaam	Plot No. 58, Block “J”, Kilindoni Village, Mafia District in Coast Region	Coast	Mafia	PRL-2022-024	5-Jan-22	Retail	New with Conditions
262.	Gapco Tanzania Limited – Mbinga Service Station of P.O. Box 9103, Dar es Salaam	Plot No. 2 Block “K”, Mbinga Urban area, in Ruvuma Region.	Ruvuma	Mbinga	PRL-2022-340	29-Dec-22	Retail	Renewed
263.	Mexons Energy Limited – New Maendeleo Service Station of P.O. Box 38001, Dar es Salaam	Plot No. 7 & 8, Block “E”, Kwivaha area, Njombe urban area in Njombe Region	Njombe	Njombe	PRL-2022-341	29-Dec-22	Retail	Renewed
264.	Thomas Petrol station Company Limited of P.O. Box 1103, Moshi	Plot No. 2 and 5, Block “JJJ”, Sukari Road, Industrial area, Moshi municipality in Kilimanjaro region.	Kilimanjaro	Moshi	PRL-2022-342	29-Dec-22	Retail	Renewed
265.	Star Oil Petrol Station Kwa Sadala of P.O. Box 50054, Hai	Plot No. 1, Arusha - Moshi Road, kwa Sadala Area, Hai District in Kilimanjaro	Kilimanjaro	Hai	PRL-2022-343	29-Dec-22	Retail	Renewed

S/N	NAME	Location	Region	District	Licence Number	Date of Issue	Type of Licence	Status
266.	Ngara Oil (T) Ltd - Kabanga Petrol Station of P.O. Box 318, Ngara	Plot No. 95, Block "A" Kabanga Urban Area, Ngara District in Kagera Region.	Kagera	Ngara	PRL-2022-344	29-Dec-22	Retail	Renewed
267.	Ochele Service Station Company Limited of P. O. Box 469, Utegi	Plot No. 2 & 4, Block "A", Kanyama (Kisesa Trading Centre) Area, Magu District in Mwanza Region.	Mwanza	Magu	PRL-2022-345	29-Dec-22	Retail	Renewed
268.	JR Service Station Limited of P.O. Box 74, Muleba	Plot No.46, Block "H", Kamanengo – Muleba Urban area, Muleba District in Kagera Region.	Kagera	Muleba	PRL-2022-346	29-Dec-22	Retail	Renewed
269.	BM Apex (T) Limited of P.O. Box 1288, Kishapu	Plot No. 10&11, Block "B", Maganzo Urban Area, Kishapu District in Shinyanga Region.	Shinyanga	Kishapu	PRL-2022-347	29-Dec-22	Retail	Renewed
270.	Washington Jared Benasius T/A Mukendo Agrovvet & General Supply of P.O. Box 907, Tarime	Komaswa Area, Surubu Village, Tarime District in Mara Region	Mara	Tarime	PRL-2022-348	29-Dec-22	Retail	Renewed
271.	Petroafrica (T) Limited-Kahama Town Service Station of P.O. Box 4878, Dar es Salaam	Plot No. 75, Block "A" Clinic Street, Kahama Urban area in Shinyanga Region	Shinyanga	Kahama	PRL-2022-349	29-Dec-22	Retail	Renewed
272.	GP Global Energy Services (T) Limited of P.O. Box 7387, Dar es Salaam	Plot No.2, Block "T" Miwaleni Visiga Area, Kibaha Township in Coast Region	Coast	Kibaha	PRL-2022-350	29-Dec-22	Retail	Renewed
273.	Ismail Abdulaziz-Madina Filling Station of P.O. Box 93 Tandahimba	Plot No. 20, Block "D", Mji Mpya area, Tandahimba District in Mtwara Region	Mtwara	Tandahimba	PRL-2022-351	29-Dec-22	Retail	Renewed
274.	Petroafrica (T) Limited – Miomboni of P.O. Box 4878, Dar es Salaam	Plot No. 4, Miomboni Area/ Misugusugu Area, Kibaha District, Coast Region	Coast	Kibaha	PRL-2022-352	29-Dec-22	Retail	Renewed

S/N	NAME	Location	Region	District	Licence Number	Date of Issue	Type of Licence	Status
275.	South Mark Oil – Mkuranga of P.O. Box 100246, Kibaha	Plot No.7, Mwendapole Area, Kibaha District in Coast Region	Coast	Kibaha	PRL-2022-353	29-Dec-22	Retail	Renewed
276.	Puma Mwenge Service Station of P.O. Box 9043, Dar es salaam	Plot No. 86, Mlalakuwa Mwenge Area, Kinondoni Municipality in Dar es Salaam Region	Dar es Salaam	Kinondoni	PRL-2022-354	29-Dec-22	Retail	Renewed
277.	Kassim Mohamed Abdallah T/A Najma Petrol Station of P.O. Box 126, Lindi	Plot No. 445/1, Uhindini/Majengo area Masasi Street, Nachingwea district in Lindi Region	Lindi	Nachingwea	PRL-2022-355	29-Dec-22	Retail	Renewed
278.	Gapco Tanzania Limited-Oysterbay Service Station of P.O. Box 9103, Dar es salaam	Plot No. 3 and 4, Oysterbay Area, Kinondoni Municipality, in Dar es salaam Region	Dar es Salaam	Kinondoni	PRL-2022-356	29-Dec-22	Retail	Renewed
279.	Puma Kisasa Service Station of P.O. Box 9043, Dar es Salaam	Plot No. 59 Block “E”, B Kisasa Centre Area, Dodoma City	Dodoma	Dodoma	PRL-2022-303	24-Nov-22	Retail	Renewed
280.	Puma Hazina Service Station of P.O. Box 9043, Dar es Salaam	Plot No. 260 Block “27”, Iringa Street Hazina Area, Dodoma City	Dodoma	Dodoma	PRL-2022-304	24-Nov-22	Retail	Renewed
281.	Refuelling Solution (T) Limited - Dodoma Branch of P. O. Box. 5421, Morogoro	Plot No. 37 Block “B”, Kisasa B Centre Area, Dodoma City	Dodoma	Dodoma	PRL-2022-305	24-Nov-22	Retail	Renewed
282.	Total Energies Marketing (T) Ltd - Hazina Service Station of P.O. Box 1503, Dar es Salaam	Plot No. 342 Block “X”, Hazina Area, Dodoma City	Dodoma	Dodoma	PRL-2022-306	24-Nov-22	Retail	Renewed
283.	Salalah Petroleum Limited of P. O. Box 15778, Dar es Salaam	Plot No. 901, 903, 905 & 907, Block "Q", Nyasubi – Kahama Urban area, Kahama District in Shinyanga Region	Shinyanga	Kahama	PRL-2022-307	24-Nov-22	Retail	Renewed

S/N	NAME	Location	Region	District	Licence Number	Date of Issue	Type of Licence	Status
284.	Kitema Oil Investment – Kasulu of P.O. Box 280, Kasulu, Kigoma	Mwilamvya area, Kasulu Township, in Kigoma Region.	Kigoma	Kasulu	PRL-2022-308	24-Nov-22	Retail	Renewed
285.	Cross Road Filling Station of P.O. Box 230, Tunduru	Plot No. 122 Block “A”, Tunduru Urban area in Ruvuma Region.	Ruvuma	Songea	PRL-2022-309	24-Nov-22	Retail	Renewed
286.	Haiderali Hussein Gulamali Service Station of P.O. Box 1986, Dar es Salaam	Plot No. 12, Block “FF”, Industrial area, Msamala in Songea Municipality	Ruvuma	Songea	PRL-2022-310	24-Nov-22	Retail	Renewed
287.	Sunshine petrol station – Msaranga of P. O. Box 304, Moshi Municipality	Plot No. 529, Block “E”, Msaranga area, Moshi municipality in Kilimanjaro region	Kilimanjaro	Moshi	PRL-2022-311	24-Nov-22	Retail	Renewed
288.	Lake Oil Limited Himo Petrol Station of P.O. Box 5055, Dar es Salaam.	Plot No. 13, Block “C”, Himo Urban Area, Moshi Rural District, Kilimanjaro Region.	Kilimanjaro	Moshi Rural	PRL-2022-263	27-Oct-22	Retail	Renewed
289.	TANOIL Investment Limited – Segera Petrol station of P.O. Box 9393, Handeni	Plot No. 37 & 38, Segera area, Handeni District in Tanga Region.	Tanga	Handeni	PRL-2022-264	27-Oct-22	Retail	Renewed
290.	Neral Trading Co Ltd – Bomang’ombe Petrol Station of P. O. Box 44, Hai	Plot No. 343 and 344, Block “A”, Bomang’ombe urban area, Hai District in kilimanjaro Region	Kilimanjaro	Hai	PRL-2022-265	27-Oct-22	Retail	Renewed
291.	Sultanate Energy Company Limited of P.O. Box 23197 Dar es salaam	Plot No. 164, Block “A”, Darajani Machakos Area, Katesh Township, Hanang District in Manyara Region	Manyara	Hanang'	PRL-2022-266	27-Oct-22	Retail	Renewed
292.	Mremi Petrol Station Limited of P. O. Box 24, Moshi	Plot No. 336 Block “G” Himo Urban Area, Moshi District in Kilimanjaro Region	Kilimanjaro	Moshi	PRL-2022-267	27-Oct-22	Retail	Renewed

S/N	NAME	Location	Region	District	Licence Number	Date of Issue	Type of Licence	Status
293.	Bakari Mohamed Amanzi T/A Mbuyuni Petrol Station of P O Box 41, Ruangwa	Plot No. 198, Block "D", Mchangani area, Ruangwa District in Lindi Region.	Lindi	Ruangwa	PRL-2022-268	27-Oct-22	Retail	Renewed
294.	Puma Kihonda Service Station of P.O. Box 9043, Dar es Salaam	Plot No.311, Block "B", Kihonda-Dodoma Road, Morogoro District, Morogoro Region.	Morogoro	Morogoro	PRL-2022-269	27-Oct-22	Retail	Renewed
295.	National Oil (T) Limited – Mwendapole Service Station of P.O. Box 70048, Dar es salaam	Plot No.7, Mwendapole Area, Kibaha District in Coast Region.	Coast	Kibaha	PRL-2022-270	27-Oct-22	Retail	Renewed
296.	Ester Oil-Lipangalala Petrol Station of P.O Box 37, Mahenge	Plot No. 473, Block "N", Lipangalala area, Ifakara Town Council, Morogoro Region.	Morogoro	Ifakara Town	PRL-2022-271	27-Oct-22	Retail	Renewed
297.	Ester Steven Liyumba T/A Ester Oil - Lupiro Petrol Station of P.O. Box 44, Morogoro	Plot No. 146, Block "B" Lupiro area, Ulanga District in Morogoro Region.	Morogoro	Ulanga	PRL-2022-272	27-Oct-22	Retail	Renewed
298.	Ally Hamad Hillal of P.O. Box 1201, Shinyanga	Plot No. 3 Block "J" Sunzula Urban Area Igunga District in Tabora Region.	Tabora	Igunga	PRL-2022-273	27-Oct-22	Retail	Renewed
299.	Mogas Mafinga Retail Station of P.O. Box 70284, Dar es Salaam	Plot No.469, Block "J", Changarawe, Mafinga Urban Area, Mufindi District in Iringa Region.	Iringa	Mufindi	PRL-2022-274	27-Oct-22	Retail	Renewed
300.	Lake Oil Limited of P. O. Box 5055, Dar es Salaam	Plot No. 16, Block "A", Kabale – Kangaiza Area, Bukoba Municipality in Kagera Region	Kagera	Bukoba	PRL-2022-275	27-Oct-22	Retail	Renewed
301.	Starfuel Company Limited of P.O. Box 11223, Dar es Salaam	Makere Village, Kasulu District in Kigoma Region	Kigoma	Kasulu	PRL-2022-276	27-Oct-22	Retail	Renewed

S/N	NAME	Location	Region	District	Licence Number	Date of Issue	Type of Licence	Status
302.	Africa Energy Ltd of P. O. Box 22786, Dar es Salaam	Plot No. 138 & 139, Block 'D', Nyegezi, Mwanza City in Mwanza Region	Mwanza	Nyamagana	PRL-2022-277	27-Oct-22	Retail	Renewed
303.	NGS Petroleum Limited of P. O. Box 20, Bariadi.	Plot No 1, Block "D", Uyovu area, Bukombe District in Geita Region	Geita	Bukombe	PRL-2022-278	27-Oct-22	Retail	Renewed
304.	Saatatu Investment Limited - Service Station of P.O. Box 14, Mbozi	Plot No. 147, Block "OO", Hali ya Hewa Area in Sumbawanga Municipality in Rukwa Region.	Rukwa	Sumbawanga	PRL-2022-279	27-Oct-22	Retail	Renewed
305.	Energy Oil Company Limited Filling Station of P.O. Box 106254, Dar es Salaam	Plot No. 51, Block "K", Isunta Area, Namanyere Township, Nkasi District in Rukwa Region.	Rukwa	Nkasi	PRL-2022-280	27-Oct-22	Retail	Renewed
306.	Ruchoro Oil Service Station of P.O. Box 300, Sumbawanga	Plot No. "Plot No. 47, 48, 49 & 50, Block "A", Utengule Area, Sumbawanga Municipality in Rukwa Region.	Rukwa	Sumbawanga	PRL-2022-281	27-Oct-22	Retail	Renewed
307.	Lexo Energy Tanzania Limited – Lexo Mwanga of P. O. Box 76500, Mwanga	Plot No. 5, Block "B", Mwanga urban area, Mwanga district in Kilimanjaro Region	Kilimanjaro	Mwanga	PRL-2022-282	27-Oct-22	Retail	Renewed
308.	Africa Energy Ltd – KDC Kibolironi Petrol Station of P.O. Box 22786 Moshi	Plot No. 1, Block "A", Moshi Municipality in Kilimanjaro Region.	Kilimanjaro	Moshi	PRL-2022-246	29-Sep-22	Retail	Renewed
309.	Rashid Nassor Mohamed of P.O. Box 1019, Tanga	Plot No. 41,42,43 and 44, Korogwe Road Street, Tanga municipality in Tanga region.	Tanga	Tanga	PRL-2022-247	29-Sep-22	Retail	Renewed
310.	Emmanuel Munisi Angasa T/A Ebanow Investment –Magara of P.O Box 5102, Babati	Magara Area, Magara Ward, Babati District in Manyara Region	Manyara	Babati	PRL-2022-248	29-Sep-22	Retail	Renewed

S/N	NAME	Location	Region	District	Licence Number	Date of Issue	Type of Licence	Status
311.	Allyen Company Limited – Highway Service Station of P.O. Box 39, Mpanda	Plot No. 199, Block “Q”, Mpanda Urban Area, Mpanda District in Katavi Region.	Katavi	Mpanda Urban	PRL-2022-249	29-Sep-22	Retail	Renewed
312.	Mara General Ltd Usagara of P.O. Box 77578, Mwanza	Plot No. 26, Block "K" Usagara Area, Misungwi District in Mwanza Region	Mwanza	Mwanza	PRL-2022-250	29-Sep-22	Retail	Renewed
313.	New Bukoba Gapco Service Station of P.O. Box 1503, Bukoba	Plot No. 16 and 18, Block "F", Bukoba District in Kagera Region	Kagera	Bukoba	PRL-2022-251	29-Sep-22	Retail	Renewed
314.	Kija Dotto Ng'wani – Kishapu Filling Station of P.O. Box 1288 Kishapu	Plot No. 1, Block “A”, Petrol Service Station Mnada wa Zamani area, Mhunze Urban area, Kishapu District in Shinyanga Region	Shinyanga	Kishapu	PRL-2022-252	29-Sep-22	Retail	Renewed
315.	Oryx Energies Tanzania Limited - Masasi Service Station of P.O. Box 9540 Dar es Salaam	Plot No. 9 & 10, Block “A” Masasi Urban Area, in Mtwara Region	Mtwara	Masasi	PRL-2022-253	29-Sep-22	Retail	Renewed
316.	Oilcom Nanenane Tunji Morogoro Service Station of P.O Box 20831, Morogoro	Plot No. 119-124 Block “A”, Tunji Area, Morogoro Municipality in Morogoro Region.	Morogoro	Morogoro	PRL-2022-254	29-Sep-22	Retail	Renewed
317.	Mount Meru Petroleum Limited Ibadakuli Shinyanga of P.O. Box 7094, Arusha.	Farm No. 81, Ibadakuli Area in Shinyanga Municipality.	Shinyanga	Shinyanga	PRL-2022-230	9-Sep-22	Retail	Renewed
318.	Karagwe Oils Co. Ltd - Bwanga Petrol Station of P.O. Box 484, Karagwe.	Plot No. 1, Block “C”, Bwanga Trading Centre, Chato District in Geita Region.	Geita	Chato	PRL-2022-231	9-Sep-22	Retail	Renewed
319.	Luyeye General Supplies Company Limited of P.O. Box 855, Kahama.	Nyamilangano Area, Ushetu Distruct in Shinyanga Region.	Shinyanga	Ushetu	PRL-2022-232	9-Sep-22	Retail	Renewed

S/N	NAME	Location	Region	District	Licence Number	Date of Issue	Type of Licence	Status
320.	Salmo Oil Ltd-Ntovye Petrol Station of 732, Kigoma.	Plot No. 1163, Block, A' Kahabwa Area, Ujiji Municipality in Kigoma Region.	Kigoma	Ujiji	PRL-2022-233	9-Sep-22	Retail	Renewed
321.	Total Highland Service Station-Mafinga of P.O. Box 1503, Dar es Salaam.	Plot No.97, Block "A", Mafinga Urban Area, Mufindi District, Iringa Region.	Iringa	Mufindi	PRL-2022-234	9-Sep-22	Retail	Renewed
322.	Mek One Industries Ltd-Lupiro Petrol Station of P.O. Box 5055 Dar es salaam.	Plot No. 7 Block "A", Lupiro Area, Ulanga District Council, Morogoro Region.	Morogoro	Ulanga	PRL-2022-123	9-Sep-22	Retail	Renewed
323.	Manyanyas Oil Limited Petrol Station of P.O. Box 132, Tunduma	Plot No. 5, Block "K", Lubele-Ibanda Urban Area, Kyela District in Mbeya Region	Mbeya	Kyela	PRL-2022-218	26-Aug-22	Retail	Renewed
324.	GBP Tanzania Ltd – Katavi Service Station of P.O. Box 3728, Dar es Salaam	Plot No. Petrol Station, Block "P", Majengo Area, Mpanda Urban Area in Katavi Region	Katavi	Mpanda Urban	PRL-2022-219	26-Aug-22	Retail	Renewed
325.	Oryx Energies Tanzania Limited of P.O. Box 9540, Dar es Salaam	Plot No. 7, Block "P", Usagara Trading Centre, Misungwi District in Mwanza Region	Mwanza	Misungwi	PRL-2022-220	26-Aug-22	Retail	Renewed
326.	Ally Hamad Hillal of P.O. Box 15, Shinyanga	Plot No. 1, Sulagi, Kishapu District in Shinyanga Region.	Shinyanga	Kishapu	PRL-2022-221	26-Aug-22	Retail	Renewed
327.	Karagwe Oils Co. Ltd – Nkwenda Filling Station of P.O. Box 484, Karagwe	Plot No. 142, Block 'C', Nkwenda Trading Centre, Kyerwa District in Kagera Region	Kagera	Kyerwa	PRL-2022-222	26-Aug-22	Retail	Renewed
328.	Lake Oil Limited of P.O. Box 5055, Dar es Salaam	Plot No. 41, Block "Service Industry", Mkuyuni Area in Mwanza City	Mwanza	Ilemela	PRL-2022-223	26-Aug-22	Retail	Renewed

S/N	NAME	Location	Region	District	Licence Number	Date of Issue	Type of Licence	Status
329.	John Chagu Nkono of P. O. Box 194, Maswa	Plot No. 88, Block 'H' Nyalikungu Area, Maswa District in Simiyu Region.	Simiyu	Masasi	PRL-2022-224	26-Aug-22	Retail	Renewed
330.	Lake Oil Limited – Nyakato Mwanza of P. O. Box 5055, Dar es Salaam	Plot No. 667 & 668, Block 'HH', Nyakato, Mwanza City in Mwanza Region	Mwanza	Nyamagana	PRL-2022-225	26-Aug-22	Retail	Renewed
331.	Ngara Oil (T) Limited – Nyakanazi Petrol Station of P. O. Box 318, Ngara	Plot No. 1, Block 'A', Nyakanazi, Biharamulo District in Kagera Region	Kagera	Biharamuro	PRL-2022-226	26-Aug-22	Retail	Renewed
332.	Lake Oil Limited Katoro Petrol Station of P.O. Box 5055, Dar es Salaam	Plot No. 1, Block "P", Katoro - Nyamigota Area, Geita District in Geita Region	Geita	Geita	PRL-2022-229	26-Aug-22	Retail	Renewed
333.	Katarama Oil Co. Limited of P. O. Box 150, Sengerema	Plot No. 1049, Block "B", Isabageni – Sengerema Urban Area, Sengerema District in Mwanza Region	Mwanza	Sengerema	PRL-2022-205	10-Aug-22	Retail	Renewed
334.	Samwel Simbulya Mgendi of P.O. Box 1, Butiama	Plot No. 1, Block "A", Kiabakari Area, Butiama District in Mara Region	Mara	Butiama	PRL-2022-206	10-Aug-22	Retail	Renewed
335.	Jom Fuel Supplies Company Limited T/A Jom Fuel Supplies Filling Station of P. O. Box 54 Muheza	Plot No.148, Block "17", Muheza Urban Area, Muheza District in Tanga Region	Tanga	Muheza	PRL-2022-207	10-Aug-22	Retail	Renewed
336.	Acer Petroleum (T) Limited-Mahuta of P.O. Box 78845, Dar es Salaam	Plot No. 7, Mdaula area, Chalinze District in Coast Region	Coast	Chalinze	PRL-2022-167	27-Jul-22	Retail	Renewed
337.	Jameel Service Station-Nachingwea of P.O. Box 81 Nachingwea	Plot No. 195, Block "E", Ruponda Street, Nachingwea District in Lindi Region	Lindi	Nachingwea	PRL-2022-168	27-Jul-22	Retail	Renewed
338.	Sanda Hussein Sanda T/A Kipendaroho General Supplies	Plot No. 24, Visiga Area, Kibaha township in Coast Region	Coast	Kibaha	PRL-2022-169	27-Jul-22	Retail	Renewed

S/N	NAME	Location	Region	District	Licence Number	Date of Issue	Type of Licence	Status
	– Kipendaroho Petrol Station of P.O. Box 174, Chemba							
339.	Lake Oil Limited - Mnazi Mmoja Lindi of P. O. Box 5055, Dar es Salaam	Plot No. 1, Block “E”, Mnazi mmoja area, Lindi Region	Mbeya	Lindi	PRL-2022-170	27-Jul-22	Retail	Renewed
340.	Infinity Oil Company Limited – Soweto Petrol Station of P. O. Box 1280, Mbeya	Plot No. 45, Block “O”, TANZAM Highway in Mbeya City	Mbeya	Mbeya	PRL-2022-171	27-Jul-22	Retail	Renewed
341.	Petcom (T) Limited- Tunduma Petrol Station of P. O. Box 2720 Mbeya.	Plot No. 7, Mpemba Area, Momba District in Songwe Region	Songwe	Momba	PRL-2022-172	27-Jul-22	Retail	Renewed
342.	Lake Oil Limited – Tukuyu Petrol Station of P. O. Box 5055 Dar es Salaam	Plot No. 49 Block "A" Katumba Urban Area - Rungwe District in Mbeya Region	Mbeya	Rungwe	PRL-2022-173	27-Jul-22	Retail	Renewed
343.	Africa Energy Limited of P. O. Box 22786, Dar es Salaam	Plot No. 142, Uganda Road, Bukoba Municipality in Kagera Region.	Kagera	Bukoba	PRL-2022-174	27-Jul-22	Retail	Renewed
344.	Katarama Oil Co. Limited of P. O. Box 150, Sengerema	Plot No. 1, Block “S”, Nyamigota Area, Geita District in Geita Region.	Geita	Geita	PRL-2022-175	27-Jul-22	Retail	Renewed
345.	Amin Habib Punja - Matui Petrol Station	Plot No. 3, Matui village, Kiteto district in Manyara region.	Manyara	Kiteto	PRL-2022-176	27-Jul-22	Retail	Renewed
346.	Kifaru Oil Investment – Zaire petrol station OF P.O. Box 1851, Moshi	Zaire street, Mirerani area, Simanjiro district, Manyara region	Manyara	Simanjiro	PRL-2022-204	27-Jul-22	Retail	Renewed
347.	Kifaru Oil Investment Ltd - Misugusugu Petrol Station of P.O. Box 1851, Kibaha	Plot No. 28, Block “-”, Misugusugu Area, Kibaha district in coast region	Coast	Kibaha	PRL-2022-139	29-Jun-22	Retail	Renewed
348.	Omari Ramadhani Mtulia T/A Ikwiriri Traders Company of P.O. Box 45, Rufiji	Plot No. 1, Block “A” Ikwiriri Kusini Area, Rufiji District Council in Coast Region	Coast	Rufiji	PRL-2022-140	29-Jun-22	Retail	Renewed

S/N	NAME	Location	Region	District	Licence Number	Date of Issue	Type of Licence	Status
349.	Saidi Hamidu Mfaume T/A Hamidu Family Investment Filling Station - Kilwa Kivinje of P.O. Box 160, Kilwa Masoko	Plot No. 96, Block "B", Kilwa Kivinje Area, Kilwa district in Lindi Region	Lindi	Kilwa	PRL-2022-141	29-Jun-22	Retail	Renewed
350.	Alsaf Petroleum Company Limited – Kilwa Masoko of P.O. Box 17, Kilwa Masoko	Plot No. 31-34, Block "B", Kivinje Road, Kilwa Masoko Urban area in Lindi Region	Lindi	Kilwa	PRL-2022-142	29-Jun-22	Retail	Renewed
351.	Juma Yusuph Kishari - Mwaikisabe Petrol Station of P.O. Box 830, Chemba	Mwaikisabe Village, Chemba District in Dodoma Region	Dodoma	Chemba	PRL-2022-143	29-Jun-22	Retail	Renewed
352.	Juma Yusuph Kishari - Kidoka Petrol Station of P.O. Box 830, Chemba	Kidoka Area, Chemba District, Dodoma Region	Dodoma	Chemba	PRL-2022-144	29-Jun-22	Retail	Renewed
353.	Same Gapco Filling Station of P.O. Box 138, Same	Plot No.52, Block "K" Same urban area, Same district in Kilimanjaro region.	Kilimanjaro	Sam	PRL-2022-145	29-Jun-22	Retail	Renewed
354.	Perango Group Limited of P.O. Box 91, Lushoto	Plot No. 49, Block "F", Utondolo area, Lushoto district, Tanga region.	Tanga	Lushoto	PRL-2022-146	29-Jun-22	Retail	Renewed
355.	Africa Energy Ltd – Ngarenaro of P.O. Box 22786, Dar es Salaam	Plot No 47 & 53, Block "C", Ngarenaro area, Arusha municipality in Arusha region	Arusha	Arusha	PRL-2022-147	29-Jun-22	Retail	Renewed
356.	Mohamed Jama Saad of P. O. Box 44, Meatu	Plot No. 99, Block "A", Mwanhuzi Urban Area, Meatu District in Simiyu Region	Simiyu	Meatu	PRL-2022-148	29-Jun-22	Retail	Renewed
357.	James Marwa Anselem T/A Meko Oil of P.O. Box 3057, Mwanza	Plot No. 66, 68 & 70, Block "C", Nshamba Urban Area, Muleba District in Kagera Region.	Kagera	Muleba	PRL-2022-149	29-Jun-22	Retail	Renewed
358.	Kwekuyu Energy Tanzania Limited of P.O. Box 45370, Dar es Salaam	Plot No. 256, Block "C", Butambala Ushirombo	Geita	Bukombe	PRL-2022-150	29-Jun-22	Retail	Renewed

S/N	NAME	Location	Region	District	Licence Number	Date of Issue	Type of Licence	Status
		Urban Area, Bukombe District in Geita Region						
359.	Remigius Patrick Nshange of P.O. Box 881, Bukoba	Plot No. 2, Block "E", Kibeta Area, Bukoba District in Kagera Region	Kagera	Bukoba	PRL-2022-151	29-Jun-22	Retail	Renewed
360.	John Bahame Sabu – JBS Fuel Ltd of P. O. Box 29, Bariadi, Simiyu	Plot No. 91, 93, 95 & 97, Block 'G', Old Bariadi Urban area, Bariadi District in Simiyu Region.	Simiyu	Bariadi	PRL-2022-152	29-Jun-22	Retail	Renewed
361.	Hass Petroleum (T) Limited T/A Meserani Petrol Station of P.O. Box 78341 Dar es salaam	Plot No. 2, Block "A", Dukabovu Area, Meserani Ward, Monduli District, Arusha Region	Arusha	Monduli	PRL-2022-153	29-Jun-22	Retail	Renewed
362.	Mogas Tanzania Limited – Mkuranga Service Station of P.O. Box 7024, Dar es Salaam	Plot No. 54, Block "C" Kiguza Area, Mkuranga District Council in Coast Region	Coast	Mkuranga	PRL-2022-121	27-May-22	Retail	Renewed
363.	Mek One Industries Limited – Chang'ombe Petrol Station of P.O. Box 5055, Dar es Salaam	Plot No. 397, Block "17/18" Chang'ombe Area, Temeke Municipality in Dar es Salaam City	Dar es Salaam	Temeke	PRL-2022-122	27-May-22	Retail	Renewed
364.	RAK Energies Limited of P.O. Box 20999, Dar es Salaam	Plot No. 233 & 234, Bock "U", Rujewa urban area, Mbarali District in Mbeya Region	Mbeya	Mbarali	PRL-2022-124	27-May-22	Retail	Renewed
365.	Neral Trading Co. Ltd – Oryx Petrol station Kiboriloni Moshi of P. O. Box 44, Hai	Plot No. 68 and 69, Farm No. 125, Kiboriloni area, Moshi municipality in kilimanajaro region.	Kilimanjaro	Moshi	PRL-2022-115	9-May-22	Retail	Renewed
366.	Aula Investment Col Ltd T/A Aula Investment Col Ltd – Himo Filling Station of P.O. Box 50, Sanya Juu	Plot No. 4, 5 & 6, Block "H", Faru Hamlet Area, Njiapanda Ward, Himo	Kilimanjaro	Moshi	PRL-2022-116	9-May-22	Retail	Renewed

S/N	NAME	Location	Region	District	Licence Number	Date of Issue	Type of Licence	Status
		Urban Area, Moshi District, Kilimanjaro Region.						
367.	Gapco Tanzania Ltd - Gapco Maji Ya Chai Filling Station of P. O. Box 9103, Dar es Salaam	Farm No. 1118 Imbaseni Village Arumeru District in Arusha region.	Arusha	Arumeru	PRL-2022-117	9-May-22	Retail	Renewed
368.	Hass Petroleum (T) Ltd T/A Mbauda Petrol Station of P.O. Box 78341, Dar es salaam	Plot No. 241, Block "EE" Ngarenaro area Arusha city council in Arusha region.	Arusha	Arusha	PRL-2022-118	9-May-22	Retail	Renewed
369.	Hass Petroleum (T) Ltd T/A Kwaidd Petrol Station of P.O. Box 78341, Dar es salaam	Farm No.832, Kwa Iddi Ngaramtoni, Arumeru district in Arusha region	Arusha	Arumeru	PRL-2022-119	9-May-22	Retail	Renewed
370.	Cosmas Modest Aloyce T/A Mbikie Petrol Station -Chanika of P.O. Box 104620, Dar es Salaam	Plot No. 105, Block "B", Buyuni area, Ilala District in Dar es Salaam Region.	Dar es Salaam	Ilala	PRL-2022-120	9-May-22	Retail	Renewed
371.	Olasiti Investment Co. Ltd of P.O. Box 10275, Arusha.	Plot No. 46, Olasiti Area, Olasiti Ward, Arusha City, Arusha Region	Arusha	Arusha	PRL-2022-101	29-Apr-22	Retail	Renewed
372.	Shekha Said Khalifa Filling station of P. O. Box 38, B3070:B3072Handeni	Plot No. 1, Block "37" Ngamian area, Tanga Municipality in Tanga Region.	Tanga	Tanga	PRL-2022-102	29-Apr-22	Retail	Renewed
373.	Bamprass Petroleum Limited Karatu of P. O. Box 1210, Karatu	Plot No.914, Block "F" Karatu Urban Area, karatu District in Arusha Region.	Arusha	Karatu	PRL-2022-103	29-Apr-22	Retail	Renewed
374.	R.M Petrol Station – Kilindi of P.O. Box 18, Kilindi	Kwesitemba, Songe urban area, kilindi district in Tanga region.	Tanga	Kilindi	PRL-2022-104	29-Apr-22	Retail	Renewed
375.	Ashico Service Station – Nyashimo of P.O. Box 149, Magu.	Plot No. 2, Block "A", Nyashimo, Busega District, in Simiyu Region.	Simiyu	Busega	PRL-2022-105	29-Apr-22	Retail	Renewed

S/N	NAME	Location	Region	District	Licence Number	Date of Issue	Type of Licence	Status
376.	Safi Filling Station Limited of P.O. Box 2947, Mwanza	Plot No. 31, Block "F", Kasulu Urban area, in Kigoma Region.	Kigoma	Kasulu	PRL-2022-106	29-Apr-22	Retail	Renewed
377.	River Oil Petroleum (T) Limited of P.O. Box 10415, Mwanza	Murutilima Village, Kakukuru area, Ukerewe District in Mwanza Region.	Mwanza	Ukerewe	PRL-2022-107	29-Apr-22	Retail	Renewed
378.	Gudal Tanzania Company Limited – Bunju Petrol Station of P.O. Box 216, Dar es Salaam	Plot No. 2067, Block "F" Bunju Area, Kinondoni Municipality in Dar es Salaam City	Dar es Salaam	Kinondoni	PRL-2022-108	29-Apr-22	Retail	Renewed
379.	Rahisi Petroleum Limited of P.O. Box 7610, Moshi.	Songambebe Area, Mirerani Ward, Mirerani Township, Simanjiro District in Manyara Region	Manyara	Simanjiro	PRL-2022-078	31-Mar-22	Retail	Renewed
380.	Panone and Company Ltd – Kisongo Filling Station of P.O. Box 33285, Dar es salaam	Plot No. 3, Olasiti Area, Arumeru District in Arusha region.	Arusha	Arumeru	PRL-2022-079	31-Mar-22	Retail	Renewed
381.	Tilisho Petrol Station of P.O. Box 103, Mkuu - Rombo	Plot No. 1, Block C, Kibaoni - Tarakea Area in Rombo District, Kilimanjaro Region	Kilimanjaro	Rombo	PRL-2022-080	31-Mar-22	Retail	Renewed
382.	Nkuhungu Total Service Station of P.O. Box 9070, Dar es Salaam.	Plot No. 5 – Western Industrial Area –Kizota in Dodoma City	Dodoma	Dodoma	PRL-2022-081	31-Mar-22	Retail	Renewed
383.	Mohamed African Limited of P.O. Box 16624, Dar es Salaam	Plot No. 165, Block "A" Kilolo Urban Area, Kilolo District, Iringa Region	Iringa	Kilolo	PRL-2022-082	31-Mar-22	Retail	Renewed
384.	Njombe Filling Station – Mbalizi, Mbeya of P. O. Box 411. Njombe	Plot No. 149,166,282 & 283, Block "D", Mbalizi Urban Area, Mbeya District in Mbeya Region	Mbeya	Mbeya	PRL-2022-083	31-Mar-22	Retail	Renewed
385.	ATN Petroleum Company Limited – Kinyerezi of P.O. Box 683, Morogoro	Plot No. 1449, Block "A" Kinyerezi Area, Ilala Municipality in Dar es Salaam city.	Dar es Salaam	Ilala	PRL-2022-084	31-Mar-22	Retail	Renewed

S/N	NAME	Location	Region	District	Licence Number	Date of Issue	Type of Licence	Status
386.	GBP Tanzania Limited- Dar es Salaam Airport of P.O. Box 3728, Dar es Salaam	Plot No. 235/1, Kipawa Commercial area, Ilala Municipal Council in Dar es Salaam City.	Dar es Salaam	Ilala	PRL-2022-085	31-Mar-22	Retail	Renewed
387.	State Oil Tanzania Limited- Mdaula Filling Station of P.O. Box 15950, Dar es Salaam.	Plot No. 7, Mdaula area, Chalinze District in Coast Region	Coast	Chalinze	PRL-2022-086	31-Mar-22	Retail	Renewed
388.	Olympic Petroleum – Kanoni of P.O. Box 6185, Mwanza	Plot No. 8, Block “L”, Uganda Road, Bukoba Municipality in Kagera Region	Kagera	Bukoba	PRL-2022-087	31-Mar-22	Retail	Renewed
389.	Emerging Energy Limited of P.O. Box 107, Itilima.	Plot No. 1, Block “A” Lagangabilili area, Itilima District in Simiyu Region	Simiyu	Itilima	PRL-2022-088	31-Mar-22	Retail	Renewed
390.	Simon Lemeya Tukai T/A Lemeya Petrol Station of P.O. Box 9503, Orkesumet.	Plot No. 20, Block “B”, Orkesumet Township, Simanjiro District, Manyara Region	Manyara	Simanjiro	PRL-2022-096	31-Mar-22	Retail	Renewed
391.	Transcrap (T) Ltd – Kibaigwa Petrol Station of P.O. Box 106148, Dar es Salaam	Kibaigwa Area Kongwa District in Dodoma Region.	Dodoma	Kongwa	PRL-2022-066	28-Feb-22	Retail	Renewed
392.	Lake Oil Ltd - Ilula Petrol Station of P.O. Box 5055, Dar es Salaam	Plot No 11 Masukanzi Area, Ilula Township, Kilolo District in Iringa Region.	Iringa	Kilolo	PRL-2022-067	28-Feb-22	Retail	Renewed
393.	Magema Filling Station Company Limited of P. O. Box 96, Geita	Plot No. 99, Block “C” Mwatulole, Geita Urban Area in Geita Region	Geita	Geita	PRL-2022-068	28-Feb-22	Retail	Renewed
394.	Nyarugusu Filling Station Limited – Geita of P. O. Box 71, Geita	Plot No. 235, Block “A” Tambukareli, Geita Urban Area in Geita Region	Geita	Geita	PRL-2022-069	28-Feb-22	Retail	Renewed
395.	Star Oil Tanzania Limited of P.O. Box 50054, Dar es Salaam	Plot No. 20 & 28, Block “G”, Matela-Nyanguge Area, Magu District, Mwanza Region.	Mwanza	Magu	PRL-2022-070	28-Feb-22	Retail	Renewed

S/N	NAME	Location	Region	District	Licence Number	Date of Issue	Type of Licence	Status
396.	Nyarugusu Filling Station Limited of P.O. Box 71, Geita	Plot No. 2, Block "A", Bugayambelele Area – Katoro Township Geita District, Geita Region	Geita	Geita	PRL-2022-071	28-Feb-22	Retail	Renewed
397.	Elias Henry Rupia – Segese Petrol Station of P.O. Box 84, Bukombe, Shinyanga	Plot No. 9, Block "C", Masabi – Busungo Ntobo Urban area, Msalala District in Geita Region	Geita	Msalala	PRL-2022-072	28-Feb-22	Retail	Renewed
398.	Alinda's Transport and Oil Products Ltd – Kyerwa Petrol Station of P.O. Box 72, Nkwenda, Kagera	Plot No. 30, Block "C", situated at Ruberwa, Nkwenda District, in Kagera Region	Kagera	Nkwenda	PRL-2022-073	28-Feb-22	Retail	Renewed
399.	Khalifa Musa Mpehe – Zai Petrol Station of P.O. Box 5, Malinyi	Plot No.31, Block "C" Malinyi Area,Ulanga District in Morogoro Region.	Morogoro	Ulanga	PRL-2022-074	28-Feb-22	Retail	Renewed
400.	Mount Meru Petroleum Ltd – Kinyerezi II of P.O Box 78845, Dar es Salaam	Plot No. 99, Block B, Kinyerezi area, Ilala Mncipality, Dar es salaam Region	Dar es Salaam	Ilala	PRL-2022-075	28-Feb-22	Retail	Renewed
401.	A & A Oils and Lubricants Company Limited of P.O. Box 8527, Dar es Salaam	Plot No. 768, Kibiti Area, Rufiji District in Coast region	Coast	Rufiji	PRL-2022-076	28-Feb-22	Retail	Renewed
402.	Quick Service Station Co. Ltd – Muleba of P.O. Box 34, Muleba	Plot No. 129, Block "B", Biharamulo Road, Muleba Urban Area in Kagera Region.	Kagera	Muleba	PRL-2022-040	31-Jan-22	Retail	Renewed
403.	Total (T) Limited - Makuyuni Service Station of P.O Box 1503, Dar es salaam	Plot No. 22, Block "E", Makuyuni Trading Center area, Monduli District in Arusha Region.	Arusha	Monduli	PRL-2022-041	31-Jan-22	Retail	Renewed
404.	Ramadhan Bakari Ndengu - Mwanzo Oil Petrol Station of P.O Box 3, Ikwiriri	Plot No. 2, Block "A", Mwarusembe area, Mkuranga District in Coast Region.	Coast	Mkuranga	PRL-2022-042	31-Jan-22	Retail	Renewed

S/N	NAME	Location	Region	District	Licence Number	Date of Issue	Type of Licence	Status
405.	Haji Mohamed Lingindo T/A Wangindo Filling Station of P.O Box 152, Liwale	Plot No. 150, Block “E”, Liwale Urban area, Liwale District in Lindi Region	Lindi	Liwale	PRL-2022-043	31-Jan-22	Retail	Renewed
406.	Elias Henry Rupia - Luguruni Filling Station of P.O. Box 84, Kubombe	Plot No. 369, Luguruni Area, Ubungo Municipality in Dar es salaam city region.	Dar es Salaam	Ubungo	PRL-2022-044	31-Jan-22	Retail	Renewed
407.	MOGAS Tanzania Limited – Songea Service Station of P.O. Box 70284, Dar es Salaam	Plot No. 50, Block “F”, Sido Street, Songea Municipality in Ruvuma Region.	Ruvuma	Songea	PRL-2022-045	31-Jan-22	Retail	Renewed
408.	Haleluya Wilfred Kessy T/A GP 88 Petrol Station of P.O. Box 3073, Dodoma	Plot No. 282, Msalato Area, Dodoma Municipality, Dodoma Region.	Dodoma	Dodoma	PRL-2022-046	31-Jan-22	Retail	Renewed
409.	Hope Service Station – Igumbilo of P.O. Box 839 Iringa	Plot No. 317, Block “BB”, Igumbilo Area, Iringa Municipality in Iringa Region.	Iringa	Iringa	PRL-2022-047	31-Jan-22	Retail	Renewed
410.	Raulian B. Katarama – Nkome Filling Station of P.O. Box 1752, Mwanza	Plot No. 1, Block “D”, Makurugusi – Nkome Village, Geita District in Geita Region.	Geita	Geita	PRL-2022-015	5-Jan-22	Retail	Renewed
411.	Magema Filling Station Co. Ltd – Buseresere of P.O. Box 96, Geita	Plot No. 1, Block “A”, Buseresere Area, Chato District in Geita region.	Geita	Chato	PRL-2022-016	5-Jan-22	Retail	Renewed
412.	Olympic Petroleum (T) Limited of P.O. Box 872, Musoma	Plot No. 8, Block “K”, Bunda Urban Area, Bunda District in Mara Region.	Mara	Bunda	PRL-2022-017	5-Jan-22	Retail	Renewed
413.	Rulenge Filling Station of P.O. Box 50, Rulenge - Ngara	Plot No. 14967, Rulenge Minor Settlement, Ngara District in Kagera Region.	Kagera	Ngara	PRL-2022-018	5-Jan-22	Retail	Renewed
414.	Kondoa Star Petroleum Company Ltd of P.O. Box 23, Kondoa	Plot No. 204, Block “W” Mnarani Area, Kondoa District in Dodoma Region.	Dodoma	Kondoa	PRL-2022-019	5-Jan-22	Retail	Renewed

S/N	NAME	Location	Region	District	Licence Number	Date of Issue	Type of Licence	Status
415.	Yunus Hassan Mfalla T/A Mnarani Petrol Station of P.O. Box 23, Kondoa	Plot No. 203, Block "W" Mnarani Area, Kondoa District in Dodoma Region.	Dodoma	Kondoa	PRL-2022-020	5-Jan-22	Retail	Renewed
416.	Songea Road Filling Station of P.O. Box 230 Tunduru	Plot No. 9 & 10, Nakayaya Area, Tunduru Urban Area in Ruvuma Region.	Ruvuma	Tunduru Urban	PRL-2022-021	5-Jan-22	Retail	Renewed
417.	Sadi Investment Company Limited of P.O. Box 69, Songea	Plot No. 100, Ruhuwiko Area, Songea Municipality in Ruvuma Region.	Ruvuma	Songea	PRL-2022-022	5-Jan-22	Retail	Renewed
418.	GBP Service Station – Mpanda of P.O. Box 3728, Dar es Salaam	Plot No. 48 & 49, Block "E", Madukani Area, Mpanda Urban Area in Katavi Region.	Katavi	Mpanda Urban	PRL-2022-023	5-Jan-22	Retail	Renewed
419.	Oryx – Jambo Petroleum Products Limited of P.O. Box 71, Shinyanga	Plot No. 91C, Block 'S', Uzunguni area, Shinyanga Municipality, Shinyanga Region	Shinyanga	Shinyanga	PRL-2022-314	24-Nov-22	Retail	Renewed with conditions
420.	Difre And Associates Limited of P.O. Box 3633, Dar es Salaam	Plot No.1189, Rose Garden Road, Mikochei area, Kinondoni Municipality, Dar es salaam Region	Dar es Salaam	Kinondoni	PWL-2022-030	29-Dec-22	Petroleum Wholesale	New
421.	Bustemma Universal Traders Ltd of P.O. Box 3633, Dar es Salaam	Plot No.694, Kivulini, Sinza area, Ubungo District, Dar es salaam Region	Dar es Salaam	Ubungo	PWL-2022-031	29-Dec-22	Petroleum Wholesale	New
422.	Stateoil Tanzania Limited of P.O. Box 15950, Dar es Salaam	Plot no. 13, Masaki area, Rufiji Street in Kinondoni Municipality	Dar es Salaam	Kinondoni	PWL-2022-028	24-Nov-22	Petroleum Wholesale	New
423.	East African Gasoil TZ Limited of P.O. Box 5123, Dar es Salaam	Plot No. 344, Oysterbay Area, Kinondoni Municipality in Dar es salaam Region	Dar es Salaam	Kinondoni	PWL-2022-025	29-Sep-22	Petroleum Wholesale	New
424.	Hared Petroleum Limited of P.O. Box 5123, Dar es Salaam	Buza kanisani Area, Temeke Municipality in Dar es salaam Region.	Dar es Salaam	Temeke	PWL-2022-026	29-Sep-22	Petroleum Wholesale	New

S/N	NAME	Location	Region	District	Licence Number	Date of Issue	Type of Licence	Status
425.	Infinity Oil Company Limited of P.O. Box 1280, Mbeya	Plot No. 45, Block "T", Soweto Area in Mbeya City.	Mbeya	Mbeya	PWL-2022-027	29-Sep-22	Petroleum Wholesale	New
426.	Mazal Energy Limited of P. O. Box 3476, Dar es Salaam	Plot No.69, Slipway Road, Masaki area, Kinondoni Municipality in Dar es salaam Region	Dar es Salaam	Kinondoni	PWL-2022-022	26-Aug-22	Petroleum Wholesale	New
427.	Amer Mohamed Mbarak Company Limited of P.O. Box 13656, Dar es Salaam	Plot no. 1028, Block "Y", Sokota Area, Temeke Municipality in Dar es Salaam Region	Dar es Salaam	Temeke	PWL-2022-019	10-Aug-22	Petroleum Wholesale	New
428.	NGS Petroleum Limited of P.O. Box 20, Bariadi	Plot. No 39, Block A, Building No. 1 Majahida Street, Isanga Ward, Bariadi Township in Simiyu Region	Simiyu	Bariadi	PWL-2022-020	10-Aug-22	Petroleum Wholesale	New
429.	Sereniva Company Limited of P.O. Box 872, Musoma	Plot. No 1-9, Block A, Bondeni Street, Nyakato Ward, Musoma Municipality in Mara Region	Mara	Musoma	PWL-2022-021	10-Aug-22	Petroleum Wholesale	New
430.	Lyawere Company Limited of P.O. Box 1013, Kahama,	Plot No. 1302, Block 1, Mbulu area, Kahama Municipality in Shinyanga Region.	Shinyanga	Kahama	PWL-2022-016	27-Jul-22	Petroleum Wholesale	New
431.	Primefuels Tanzania Limited of P.O. Box 2873 Dar es Salaam	Plot No. 39 Block '1' along Nyerere road, Kipawa area, Ilala Municipality in Dar es Salaam Region	Dar es Salaam	Ilala	PWL-2022-017	27-Jul-22	Petroleum Wholesale	New
432.	UNO Petroleum Tanzania Limited of P.O. Box 2860 Dar es salaam	Mwenge area, Kijitonyama ward, Kinondoni Municipal District Council in Dar es Salaam Region.	Dar es Salaam	Kinondoni	PWL-2022-014	29-Jun-22	Petroleum Wholesale	New
433.	Evosha Trading Company Limited of P.O. Box 13134, Dar es Salaam	Moringe Street, Mbagala Rangi Tatu area, Temeke	Dar es Salaam	Temeke	PWL-2022-015	29-Jun-22	Petroleum Wholesale	New

S/N	NAME	Location	Region	District	Licence Number	Date of Issue	Type of Licence	Status
		Municipality in Dar es Salaam Region.						
434.	Allyen Company Limited of P.O. Box 106254, Dar es salaam	Plot no.4, Block "A", Kisiwani Street, Buguruni Area, Ilala Municipality in Dar es salaam Region	Dar es Salaam	Ilala	PWL-2022-010	27-May-22	Petroleum Wholesale	New
435.	Lugeye Oil Company Limited of P.O. Box 11624, Dar es salaam	Golden Jubilee tower, Posta Area, Ilala District Council in Dar es salaam Region.	Dar es Salaam	Ilala	PWL-2022-011	27-May-22	Petroleum Wholesale	New
436.	Asas Energies Limited of P.O. Box 562, Iringa	Plot No. 51, Kibwabwa Industrial Area, in Iringa Municipality, Iringa.	Iringa	Iringa	PWL-2022-002	28-Feb-22	Petroleum Wholesale	New
437.	M & R Petroleum Company Limited of P.O. Box 195003, Dar es Salaam	Plot No. 38, Block "B", Bwawani Street, Makumbusho Ward, Kinondoni Municipality in Dar es salaam Region.	Dar es Salaam	Kinondoni	PWL-2022-003	28-Feb-22	Petroleum Wholesale	New
438.	Hero Energy Limited of P.O. Box 313197, Dar es salaam	Plot No.369, Block "A", Oysterbay, Kinondoni Municipality in Dar es salaam City.	Dar es Salaam	Kinondoni	PWL-2022-004	28-Feb-22	Petroleum Wholesale	New
439.	Sultanate Energy Company Limited of P.O. Box 23197, Dar es salaam	1st Floor, Kimbiji House, 344, Ghuba Road, Msasani area, Kinondoni Municipality in Dar es salaam City	Dar es Salaam	Kinondoni	PWL-2022-001	31-Jan-22	Petroleum Wholesale	New
440.	GM and Company (T) Limited of P.O. Box 7788, Dar es Salaam	Plot No. 1555, Block "A", Tuari Road, Kawe Ward, Kinondoni Municipality in Dar es Salaam Region	Dar es Salaam	Kinondoni	PWL-2022-032	29-Dec-22	Petroleum Wholesale	Renewed
441.	Munio Petrol Station Limited of P.O. Box 160, Himo – Moshi	Plot No. 1, Ghona Village, Chekereni Ward, Moshi	Kilimanjaro	Moshi	PWL-2022-029	24-Nov-22	Petroleum Wholesale	Renewed

S/N	NAME	Location	Region	District	Licence Number	Date of Issue	Type of Licence	Status
		Rural District in Kilimanjaro Region						
442.	TotalEnergies Marketing Tanzania Ltd of P.O. Box 1503, Dar es Salaam	Plot No. 1720, Haile Selassie, Kinondoni Municipality in Dar es Salaam Region	Dar es Salaam	Kinondoni	PWL-2022-024	9-Sep-22	Petroleum Wholesale	Renewed
443.	Puma Energy Tanzania Limited of P.O. Box 9043, Dar es salaam	Plot No. 1/1A/2/3/ & 2A Kurasini Area, Mafuta Road, Temeke Municipality in Dar es Salaam Region	Dar es Salaam	Temeke	PWL-2022-023	26-Aug-22	Petroleum Wholesale	Renewed
444.	Petrofuel Tanzania Limited of P.O. Box 14525, Dar es salaam	Plot No. 10932/3 Block No. "41", Mbagala Area, Temeke Municipality in Dar es Salaam Region	Dar es Salaam	Temeke	PWL-2022-018	27-Jul-22	Petroleum Wholesale	Renewed
445.	Mount Meru Petroleum Limited of P.O. Box 7094, Dar es salaam	Plot No 13, GMC Heights - 6th Floor, Gerezani Area, Ilala Municipality in Dar es Salaam Region.	Dar es Salaam	Ilala	PWL-2022-012	27-May-22	Petroleum Wholesale	Renewed
446.	Tanoil Investment Limited of P.O. Box 2274, Dar es salaam	Plot No. 10, Block 'A', TPDC Undali Flats, Mikocheni Estate Area, Kinondoni Municipality in Dar es Salaam Region.	Dar es Salaam	Kinondoni	PWL-2022-013	27-May-22	Petroleum Wholesale	Renewed
447.	Acer Petroleum (T) limited of P.O. Box 78845, Dar es Salaam	Plot No. 13 Block "B", GMC Height 7th Floor, Gerezani Area, Ilala Municipality in Dar es Salaam Region.	Dar es Salaam	Ilala	PWL-2022-007	20-Apr-22	Petroleum Wholesale	Renewed
448.	Dalbit Petroleum Tanzania Ltd of P.O. Box 9122, Dar es Salaam	3rd Floor Jamana House, Pugu Road, Temeke Municipality in Dar es Salaam Region.	Dar es Salaam	Temeke	PWL-2022-008	20-Apr-22	Petroleum Wholesale	Renewed
449.	Admire Oil Limited of P.O. Box 7494, Dar es Salaam	Plot No. 7 Block "75", Nasra Tower Swahili/Makamba Street	Dar es Salaam	Ilala	PWL-2022-009	20-Apr-22	Petroleum Wholesale	Renewed

S/N	NAME	Location	Region	District	Licence Number	Date of Issue	Type of Licence	Status
		Kariakoo, 4th Flour, Ilala Municipality in Dar es Salaam Region						
450.	Camel Oil (T) Limited Petroleum of P.O. Box 2278, Dar es Salaam	Plot No 365 & 366, Mandela Road Kurasini Industrial Area, Temeke Municipality in Dar es Salaam Region	Dar es Salaam	Temeke	PWL-2022-005	31-Mar-22	Petroleum Wholesale	Renewed
451.	Vivo Energy Tanzania Limited of P.O. Box 78470, Dar es Salaam	Plot No 263, Block 'D', Kurasini Industrial Area, Temeke Municipality, Dar es Salaam Region	Dar es Salaam	Temeke	PWL-2022-006	31-Mar-22	Petroleum Wholesale	Renewed
452.	Oryx Oil Company Limited of P.O. Box 9540, Dar es Salaam	Plot No. 2, Nelson Mandela Road, Kurasini Industrial area, Temeke District in Dar es Salaam	Dar es Salaam	Temeke	PSBL-2022-002	28-Feb-22	Petroleum Storage	New
453.	Polot Commercial Investment Company Limited T/A Polot Energies of P. O. Box 196, Morogoro	Plot No. 37, Block "I", Uwanja wa Taifa Area, Morogoro Municipal Council in Morogoro Region	Morogoro	Morogoro	PSBL-2022-001	5-Jan-22	Petroleum Storage	New
454.	GBP Tanzania Limited – Tanga Terminal of P.O. Box 3728, Dar es Salaam	Plot No. 181, Block "KBXVI", Raskazone Area, Central Ward, Tanga City, Tanga Region	Tanga	Tanga	PSBL-2022-004	29-Sep-22	Petroleum Storage	Renewed
455.	Hass Terminal (T) Ltd of P.O. Box 70284, Dar es salaam	Plot No. 29 & 31, Vijibweni Industrial Area, Kigamboni District in Dar es Salaam Region	Dar es Salaam	Kigamboni	PSBL-2022-003	26-Aug-22	Petroleum Storage	Renewed
456.	Kobil Tanzania Limited of P.O. Box 70284, Dar es salaam	Plot No. 1, Block "E", Mkuza in Kibaha Municipality in Coast Region.	Coast	Kibaha	PLWB-2022-007	26-Aug-22	Lubricant Wholesale	New

S/N	NAME	Location	Region	District	Licence Number	Date of Issue	Type of Licence	Status
457.	KNY Chemicals Limited of P. O. Box 279, Geita	Plot No. 1, Block "A", Geita Urban area, Geita Region.	Geita	Geita	PLWB-2022-008	26-Aug-22	Lubricant Wholesale	New
458.	Nile Fishnet Motors Company Limited of P. O. Box 683, Mwanza	Plot No. 48, Nyakato Industrial area, Mwanza Municipality, Mwanza Region.	Mwanza	Mwanza	PLWB-2022-009	26-Aug-22	Lubricant Wholesale	New
459.	Mosan Company Limited of P.O Box 25298, Dar es Salaam	Plot No. 2086, Kunduchi RTD – Salasala Madukani Industrial area, Kinodoni Municipality in Dar es salaam Region.	Dar es Salaam	Kinondoni	PLWB-2022-004	29-Jun-22	Lubricant Wholesale	New
460.	Swala Solutions Limited of P. O. Box 10429, Dar es Salaam	Plot No. 54 & 53, Mbagala area, Temeke Municipality in Dar es salaam Region.	Dar es Salaam	Temeke	PLWB-2022-005	29-Jun-22	Lubricant Wholesale	New
461.	Barwaaq Investments Limited of P.O. Box 42577, Dar es Salaam	Plot No. 137, Block "G", Ngarambe street, Temeke Mwisho area, Temeke Municipality in Dar es Salaam Region	Dar es Salaam	Temeke	PLWB-2022-003	27-May-22	Lubricant Wholesale	New
462.	Hass Terminal Limited of P. O. Box 78341, Dar es Salaam.	Block No. 29 & 31, Vijibweni Industrial Area in Dar es Salaam City.	Dar es Salaam	Kigamboni	PLWB–2022-001	31-Jan-22	Lubricant Wholesale	New
463.	Galaxy Auto Center Limited of P.O. Box 1101, Arusha.	Plot No. 147/1, Moshono Kati street in Arusha City	Arusha	Arusha	PLWB–2022-002	31-Jan-22	Lubricant Wholesale	New
464.	AGL International Limited of P. O. Box 21755, Dar es Salaam	Plot No. 2187/206/1, Keko Mwanga, Temeke Municipality in Dar es salaam	Dar es Salaam	Temeke	PLWB-2022-006	27-Jul-22	Lubricant Wholesale	Renewed
465.	Kobil Tanzania Limited of P.O. Box 16351, Dar es Salaam	Plot No. 19, Block "A", Delina Apartment Plaza, Sinza Mori, Kinondoni Municipality in Dar es Salaam	Dar es Salaam	Kinondoni	LPGW–2022-004	27-Jul-22	LPG Wholesale Licence	New

S/N	NAME	Location	Region	District	Licence Number	Date of Issue	Type of Licence	Status
466.	M-Gas Cooking Limited of P.O. Box 20999, Dar es Salaam	Plot No. 500, Block "500", Salasala IPTL Area, Kinondoni Municipality in Dar es Salaam city	Dar es Salaam	Kinondoni	LPGW–2022-003	27-May-22	LPG Wholesale Licence	New
467.	Las Trading Company Limited	Plot No. 158 Block 129 Building No. 158/6, along Samora Road, Ilala Municipality in Dar es Salaam Region	Dar es Salaam	Ilala	LPGW–2022-002	18-May-22	LPG Wholesale Licence	New
468.	Puma Energy Tanzania Limited of P.O. Box 9043 Dar es Salaam	Plot No. 1,1A, 2, 2A & 3, along Bandari Road, Kurasini area, Temeke Municipality in Dar es Salaam Region	Dar es Salaam	Temeke	LPGW–2022-001	9-May-22	LPG Wholesale Licence	New
469.	Taifa Gas Tanzania Ltd - Kigamboni of P.O. Box 77578, Dar es Salaam	Plot No. 47-49, Vijibweni Kigamboni District in Dar es Salaam Region	Dar es Salaam	Kigamboni	LPGW–2022-005	29-Sep-22	LPG Wholesale Licence	Renewed
470.	Mwanahawa Issa Msisiri of P.O. Box 25, Lembeni Tanga	Lembeni Area, Mwanza District in Kilimanjaro Region.	Kilimanjaro	Mwanza	LPGD–2022-016	29-Dec-22	LPG Distribution	New
471.	Seba Enterprises and General Supplies of P.O. Box 320, Masasi	Plot No. 38, Block "G", Bariadi District in Simiyu Region	Simiyu	Bariadi	LPGD–2022-017	29-Dec-22	LPG Distribution	New
472.	Fredrick Arbogast Chami T/A Mkucha General Enterprises of P.O. Box 320, Masasi	Plot No 1513, Block B, Mtandi area, Masasi Urban Area, Mtwara Region.	Mtwara	Masasi	LPGD–2022-013	24-Nov-22	LPG Distribution	New
473.	Kayonza Limited of P.O. Box 972, Mwanza	Plot No. 229, Block "B", Nyegezi Area in Mwanza City.	Mwanza	Nyamagana	LPGD–2022-014	24-Nov-22	LPG Distribution	New
474.	Great Kigera Company Limited of P.O Box 8494, Dar es Salaam	Plot No. 67/1, Bahari Beach area, Kinondoni Municipality in Dar es salaam Region	Dar es Salaam	Kinondoni	LPGD–2022-012	17-Oct-22	LPG Distribution	New

S/N	NAME	Location	Region	District	Licence Number	Date of Issue	Type of Licence	Status
475.	Canobal Services Limited of P.O. Box 3032, Dar es Salaam	Changanyikeni area, Kinondoni Municipality in Dar es Salaam Region	Dar es Salaam	Kinondoni	LPGD–2022-010	26-Aug-22	LPG Distribution	New
476.	Leontina F. Ngoroma of P.O. Box 130, Mpanda	Plot No. 150, Block “B”, Nsemulwa Area, Mpanda Township in Katavi Region.	Katavi	Mpanda Urban	LPGD–2022-011	26-Aug-22	LPG Distribution	New
477.	Gia Investment of P.O. Box 5000 Simanjiro	Plot No. 111, Block “A”, Mirerani Area, Simanjiro district in Manyara Region	Manyara	Simanjiro	LPGD–2022-009	10-Aug-22	LPG Distribution	New
478.	Wemerick Company Limited of P.O. Box 2812, Dar es Salaam	Plot No. 61/2, Block “Kizota” Dodoma Municipality in Dodoma Region.	Dodoma	Dodoma	LPGD–2022-005	27-Jul-22	LPG Distribution	New
479.	Southern Zone Gas Distributors Limited of P.O. Box 78, Mtwara	Plot No. 36, Block “10”, Aga Khan Road, Mtwara Municipality in Mtwara Region.	Mtwara	Mtwara	LPGD–2022-006	27-Jul-22	LPG Distribution	New
480.	Pison Investments Limited of P.O. Box 76957 Dar es Salaam	Ugombolwa Street, Tabata Segerea Area, Ilala Municipality in Dar es Salaam Region	Dar es Salaam	Ilala	LPGD–2022-007	27-Jul-22	LPG Distribution	New
481.	Katoro Oil of P.O. Box 627, Bukoba	Plot No. 345, Block “B”, Kagondo Area, Bukoba Municipality in Kagera Region	Kagera	Bukoba	LPGD–2022-008	27-Jul-22	LPG Distribution	New
482.	Emanuel Alfred Shirima of P.O. Box 7011, Arusha	Mlimani Area, Sinoni Ward, Arusha City Council in Arusha Region.	Arusha	Arusha	LPGD–2022-003	29-Jun-22	LPG Distribution	New
483.	Mudathir Suleiman Athuman of P.O. Box 6070, Mwanza	Kanyama Area, Kisesa Ward, Magu District in Mwanza Region.	Mwanza	Magu	LPGD–2022-004	29-Jun-22	LPG Distribution	New
484.	Yogi Products Ltd of P.O. Box 1135, Tanga	Plot No. 37, Block KBV Light Industrial Area, Chumbageni Ward, Tanga	Tanga	Tanga	LPGD–2022-002	31-Mar-22	LPG Distribution	New

S/N	NAME	Location	Region	District	Licence Number	Date of Issue	Type of Licence	Status
		District Council in Tanga Region						
485.	Midlight Mathayo Minja, P.O. Box 7593, Mwanza	Kanyama Village, Kisesa Ward, Magu District in Mwanza Regio	Mwanza	Magu	LPGD–2022-001	5-Jan-22	LPG Distribution	New
486.	Mwanza Gaz Limited of P.O. Box 5142, Mwanza	Plot No. 4, Block “L”, Usagara Area, Misungwi District in Mwanza Region	Mwanza	Misungwi	LPGD–2022-015	29-Dec-22	LPG Distribution	Renewed
487.	AIM Steel Limited of P.O. Box 60693, Dar es Salaam	Plot No. 4, Mbezi Industrial Area, Kinondoni Municipality in Dar es Salaam region	Dar es Salaam	Kinondoni	PCIOL-2022-012	24-Nov-22	Consumer installation	New
488.	Tanmag Quarries Limited of P.O. Box 11908, Dar es Salaam	Plot No. 2, Block 'A', Mbwewe Area, Bagamoyo District in Coast Region	Coast	Bagamoyo	PCIOL-2022-013	24-Nov-22	Consumer installation	New
489.	Sayona Chemicals Limited of P.O. Box 5478 Tanga	Plot No. 24, Block “F”, Amboni Industrial Area, Tanga City Council, Tanga Region	Tanga	Tanga	PCIOL-2022-014	24-Nov-22	Consumer installation	New
490.	Neelkanth Chemicals Limited of P.O. Box 5478, Tanga	Plot No. 6, Block “C”, Amboni Industrial Area, Tanga City Council, Tanga Region	Tanga	Tanga	PCIOL-2022-011	17-Oct-22	Consumer installation	New
491.	Kerai Construction Limited of P.O. Box 2193, Arusha	Plot No.100, Block “DD”, Sombetini area, Arusha Municipality in Arusha region	Arusha	Arusha	PCIOL-2022-009	26-Aug-22	Consumer installation	New
492.	Yapi Merkezi Insaat Ve Sanayi Anonim Sirketi – Kilosa of P.O Box 79317, Dar es salaam.	Magomeni area, Kilosa district in Morogoro Region.	Morogoro	Kilosa	PCIOL-2022-004	31-Jan-22	Consumer installation	New

S/N	NAME	Location	Region	District	Licence Number	Date of Issue	Type of Licence	Status
493.	Sun Shine Mining Limited of P.O Box 31299, Dar es salaam.	Shelui area, Iramba district in Singida Region.	Singida	Iramba	PCIOL-2022-005	31-Jan-22	Consumer installation	New
494.	Lake Cement Limited of P.O. Box 2545, Dar es salaam	Plot No. 266, Kimbiji area, Kigamboni Municipality in Dar es salaam	Dar es Salaam	Kigamboni	PCIOL-2022-006	31-Jan-22	Consumer installation	New
495.	Nile Perch Fisheries Limited of P. O. Box 1753, Mwanza	Plot No.1/2, Nyakato Industry Area in Mwanza City.	Mwanza	Mwanza	PCIOL-2022-001	5-Jan-22	Consumer installation	New
496.	Amboni Plantations Limited of P.O. Box 5023, Tanga	Mwera Estate, Mwera Ward, Pangani District in Tanga Region.	Tanga	Pangani	PCIOL-2022-002	5-Jan-22	Consumer installation	New
497.	Amboni Plantations Limited of P.O. Box 5023, Tanga	Sakura Estate, Sakura Ward, Pangani District in Tanga Region.	Tanga	Pangani	PCIOL-2022-003	5-Jan-22	Consumer installation	New
498.	A One Products and Bottlers Limited of P.O. Box 22196, Dar es Salaam	Plot No. 73, Kiwalani Industrial area in Ilala Municipality in Dar es Salaam Region.	Dar es Salaam	Ilala	PCIOL-2022-008	26-Aug-22	Consumer installation	New with conditions
499.	APM Terminals Tanzania Limited of P.O. Box 80491, Dar es Salaam	Plot No. 115, Kurasini Area, Temeke Municipality in Dar es Salaam Region.	Dar es Salaam	Temeke	PCIOL-2022-010	26-Aug-22	Consumer installation	New with conditions
500.	Modern Flexible Packaging Ltd P.O BOX 9958	Plot No 109 A, Mbozi Road, Chang'ombe Area, Temeke Municipality, Dar es Salaam City	Dar es Salaam	Temeke	PCIOL-2022-007	5-Jan-22	Consumer installation	New with Conditions
501.	Ramamoha Company Limited of P.O. Box 355, Dar es salaam	Vikindu Area, Mkuranga District in Coast Region	Coast	Mkuranga	PCDL-2022-002	10-Aug-22	Condensate Dealership	New
502.	Knit, Camaraderie And, Harmonious Group Limited of P.O. Box 33012, Dar es Salaam	Plot No. 26, Ndumbwi - Mbezi Beach Industrial Area, Kinondoni District in Dar es salaam Region	Dar es Salaam	Kinondoni	PCDL-2022-001	20-Apr-22	Condensate Dealership	New

S/N	NAME	Location	Region	District	Licence Number	Date of Issue	Type of Licence	Status
503.	ES & S Company Limited of P.O Box 21960, Dar es Salaam	Mabibo Area, Kinondoni Municipality in Dar es salaam Region	Dar es Salaam	Kinondoni	PBL-2022-001	29-Dec-22	Bunkers Licence	New

Appendix 7: List of applicants that were granted construction approvals in year 2022

S/N	Name	Location/Address	Construction Approval Number	Region	Date of Approval	Type of Construction Approval
1.	Taifa Gas (T) Ltd Mwanga LPG Storage and Filling Station of P.O. Box 77578, Dar es Salaam	Kifaru Village, Kileo Ward, Mwanga District, Kilimanjaro Region	BLPGCA-2022-002	Kilimanjaro	5-Jan-22	LPG Storage and Filling Plant
2.	EACOP Limited of P.O. Box 23139, Dar es Salaam	The wayleave of 1147 km long and 30m wide from Mtukula village in Kagera region to Chongoleani in Tanga region	PPSCA-2022-001	Dar es Salaam	29-Sep-22	Pipeline System
3.	VAG Contractors Limited of P.O. Box 170, Mbinga	Plot No. 20, Block "A", Lusaka Mwembe Area, Mbinga Urban Area in Ruvuma Region.	PSCA-2022-001	Ruvuma	5-Jan-22	Retail outlet
4.	Chrive Petroleum of P.O. Box 168, Kyela	Ngyekye Village, Kyela District in Mbeya Region.	PSCA-2022-002	Mbeya	5-Jan-22	Retail outlet
5.	Afroil Investment Limited – Sumbawanga of P.O. Box 38383, Dar es Salaam	Plot No. 5, Block "A", Chanji Area, Sumbawanga Municipality in Rukwa Region.	PSCA-2022-003	Rukwa	5-Jan-22	Retail outlet
6.	Nuhu Hebel Mdeka – Nuhem of P.O. Box 70, Chimala	Kapunga Village, Mbarali District in Mbeya Region.	PSCA-2022-004	Mbeya	5-Jan-22	Retail outlet
7.	Farid Ahmed Bazar T/A Fab International Limited of P.O. Box 70419, Dar es salaam	Plot No. 1 Block "D", Pera, Chalinze Urban District Council in Coastal Region.	PSCA-2022-005	Coast	5-Jan-22	Retail outlet

S/N	Name	Location/Address	Construction Approval Number	Region	Date of Approval	Type of Construction Approval
8.	Farid Ahmed Bazar T/A Fab International Limited Magome of P.O Box 70419, Dar es salaam	Plot No. 2 Block "B", Magome, Chalinze urban District Council in Coastal Region.	PSCA-2022-006	Coast	5-Jan-22	Retail outlet
9.	Clement Augustino Kimweri T/A CAK Petrol Station of P.O Box 19965, Dar es Salaam	Plot No. 1 Block 'B', Fulwe Mikese Area, Morogoro District Council in Morogoro Region.	PSCA-2022-007	Morogoro	5-Jan-22	Retail outlet
10.	Yakub Mabruk Salim Petrol Station of P.O Box 03, Tandahimba	Plot No. 9 Block 'A', Nakayaka Area, Tandahimba District in Mtwara Region.	PSCA-2022-008	Mtwara	5-Jan-22	Retail outlet
11.	Vivo Energy Tanzania Limited of P.O Box 78470, Dar es Salaam	Plot No. 24 Block "31a", Kigamboni Area, Kigamboni Municipality in Dar es Salaam Region.	PSCA-2022-009	Dar es Salaam	5-Jan-22	Retail outlet
12.	Allyen Company Limited-Mjimwema Filling Station of P.O Box 36105, Dar es salaam	Plot No. 897 Block B, Mjimwema area, Kigamboni Municipality in Dar es Salaam Region.	PSCA-2022-010	Dar es Salaam	5-Jan-22	Retail outlet
13.	Ester Oil Ngajengwa of P.O Box 44, Mahenge	Ngajengwa Village, Mlimba District in Morogoro Region.	PSCA-2022-011	Morogoro	5-Jan-22	Retail outlet
14.	Top Oil – Yombo of P.O Box 42445, Dar es salaam	Plot No. P707, Yombo Vituka Area, Temeke Municipality in Dar es Salaam Region.	PSCA-2022-012	Dar es Salaam	5-Jan-22	Retail outlet
15.	FLY Filling Station of P. O. Box 200, Mpwapwa	Tambi Village, Matomondo Ward, Mpwapwa District, Dodoma Region.	PSCA-2022-013	Dodoma	5-Jan-22	Retail outlet

S/N	Name	Location/Address	Construction Approval Number	Region	Date of Approval	Type of Construction Approval
16.	Leonard Kasoni Manaha Petrol Station of P. O. Box 101, Nzega	Nata Village, Nata Ward, Nzega District in Tabora Region.	PSCA-2022-014	Tabora	5-Jan-22	Retail outlet
17.	Petroline Dynamics Ltd of P.O. Box 580, Singida	Plot No. 16 & 18 Block "BB" at Kibaoni Area, in Singida Municipality in Singida Region.	PSCA-2022-015	Singida	5-Jan-22	Retail outlet
18.	Olympic Petroleum Dodoma of P. O. Box 16484, Dar es Salaam	Plot No. 1 Block "CD", Nzunguni Ward, Dodoma Municipality in Dodoma Region	PSCA-2022-016	Dodoma	5-Jan-22	Retail outlet
19.	Bageni Company Limited of P.O. Box 586, Kahama	Plot No. 73, Block "Q" Low Density, Nyasubi, Kahama Urban area in Shinyanga Region.	PSCA-2022-017	Shinyanga	31-Jan-22	Retail outlet
20.	Jamali Juma Rajabu of P.O. Box 284, Bukoba	Plot No. 252, Block "A", Magoti Street, Bukoba Municipality in Kagera Region.	PSCA-2022-018	Kagera	31-Jan-22	Retail outlet
21.	Nzagamba Fuel of P.O. Box 84, Kahama	Sangilwa Area, Mondo Ward, Kahama Municipality in Shinyanga Region.	PSCA-2022-019	Shinyanga	31-Jan-22	Retail outlet
22.	Arobogast Sililo Lulila T/A AS Filling Station of P.O. Box 1842, Mwanza	Plot No. 90, Block "A", Izigo area, Muleba District in Kagera Region.	PSCA-2022-020	Kagera	31-Jan-22	Retail outlet
23.	Blue Wave Emporium Limited of P.O. Box 11624, Mwanza	Plot No. 982, Block "B", Bulale, Mwanza City,	PSCA-2022-021	Mwanza	31-Jan-22	Retail outlet
24.	AUDAX of P.O Box 77906, Dar es Salaam	Plot No. P7531, Mbezi Msakuzi Area, Ubungo	PSCA-2022-022	Dar es Salaam	31-Jan-22	Retail outlet

S/N	Name	Location/Address	Construction Approval Number	Region	Date of Approval	Type of Construction Approval
		Municipality in Dar es Salaam Region.				
25.	Rodrick Hezron Barongo of P.O Box 10207, Dar es salaam	Plot No. 1 Block "23", Kibada Area, Kigamboni Municipality in Dar es Salaam Region	PSCA-2022-023	Dar es Salaam	31-Jan-22	Retail outlet
26.	Olympic Petroleum Buza of P.O Box 16484, Dar es salaam	Plot No. P10362 Block "1", Buza Area, Temeke Municipal Council in Dar es Salaam Region	PSCA-2022-024	Dar es Salaam	31-Jan-22	Retail outlet
27.	Nicholaus George Ngassa T/A Galaxy Petroleum of P.O. Box 19, Igunga	Plot No. 236 Block "B" Hanshani "B" Igunga Urban Area in Igunga District, Tabora Region	PSCA-2022-025	Tabora	31-Jan-22	Retail outlet
28.	Olympic Petroleum (T) Limited – Iwambi of P. O. Box 16484, Dar es Salaam	Plot No.1099, Block "F", Iwambi Area in Mbeya City	PSCA-2022-026	Mbeya	31-Jan-22	Retail outlet
29.	Olympic Petroleum (T) Limited – Iwambi of P.O. Box 586, Kahama	Plot No. 178, Block "A", Bugayambelele "A" – Katoro, Geita District in Geita Region	PSCA-2022-027	Geita	31-Jan-22	Retail outlet
30.	Elizabeth Simon Mtani of P.O. Box 105, Ushirombo	Plot No. 75, Block "C", situated at Rumasa Village, Chato District in Geita Region	PSCA-2022-028	Geita	31-Jan-22	Retail outlet
31.	Pimaz Company Limited of P.O. Box 59, Misenyi	Plot No. 63, Block "D", Mtukula Area, Misenyi District in Kagera Region	PSCA-2022-029	Kagera	31-Jan-22	Retail outlet

S/N	Name	Location/Address	Construction Approval Number	Region	Date of Approval	Type of Construction Approval
32.	Mipawa Kasiga Lukamaja of P.O. Box 11156, Mwanza.	Busolwa Village, Busolwa Ward, Nyang'wale District in Geita Region	PSCA-2022-030	Geita	31-Jan-22	Retail outlet
33.	Werema William Mwita – Mhoji Petrol Service Station of P.O. Box 7619, Mwanza	Litundu Village, Wanging'ombe Ward, Wanging'ombe District in Njombe Region	PSCA-2022-031	Njombe	31-Jan-22	Retail outlet
34.	Blue Coast Investment Limited of P.O. Box 605, Geita	Plot No. 176, Block "E", Ihayabuyaga, Geita Urban area, Geita Region.	PSCA-2022-032	Geita	28-Feb-22	Retail outlet
35.	City Oilex Co. Ltd of P.O. Box 173, Karagwe	Plot No. 22 & 23, Block "E", Kayanga Urban area, Karagwe District in Kagera Region.	PSCA-2022-033	Kagera	28-Feb-22	Retail outlet
36.	Manase Benjamin Kinda T/A Lalago Filling Station of P.O. Box 48, Maswa	Lalago Village, Lalago Ward, Maswa District in Simiyu Region.	PSCA-2022-034	Simiyu	28-Feb-22	Retail outlet
37.	Summer Estate Limited of P.O. Box 702, Mbeya	Plot No.94 and 96, Block "AA", Kyela Urban Area, Kyela District in Mbeya Region.	PSCA-2022-035	Mbeya	28-Feb-22	Retail outlet
38.	Vincent Fire Mwamakimbula of P.O. Box 102, Kyela	Tenende Village, Mwaya Ward, Kyela District in Mbeya Region.	PSCA-2022-036	Mbeya	28-Feb-22	Retail outlet
39.	Jeventina Melick Mwabena of P.O. Box 93, Makambako	Plot No. 28, Block "E", Mtwango Area, Njombe District in Njombe Region.	PSCA-2022-037	Njombe	28-Feb-22	Retail outlet
40.	Philemon Nickson Mgina of P.O. Box 51, Songwe	Plot No. 12, Block "BB", Mkwajuni – Songwe Urban	PSCA-2022-038	Songwe	28-Feb-22	Retail outlet

S/N	Name	Location/Address	Construction Approval Number	Region	Date of Approval	Type of Construction Approval
		Area, Songwe District in Songwe Region.				
41.	Isaack Michael Kabogo T/A Eagle Service Station of P. O. Box 1006, Iringa	Plot No. 18 Block "A", Lundamatwe road, Kilolo District in Iringa Region.	PSCA-2022-039	Iringa	28-Feb-22	Retail outlet
42.	Leonard Kasoni Manaha Petrol Station of P. O. Box 101, Nzega	Nata Village, Nata Ward, Nzega District in Tabora Region.	PSCA-2022-040	Tabora	28-Feb-22	Retail outlet
43.	Afroil Investment Limited Ihumwa of P. O. Box 38383, Dar es Salaam	Plot No. 260 & 261, Block "TC", Ihumwa Area, Dodoma Municipality in Dodoma Region.	PSCA-2022-041	Dodoma	28-Feb-22	Retail outlet
44.	Relax Petroleum Limited of P. O. Box 25195, Dar es Salaam	Plot No. 1, Block "A", Bumbwaa Itigi Area, Manyoni District, Singida Region.	PSCA-2022-042	Singida	28-Feb-22	Retail outlet
45.	Mature Logistics and General Supply Ltd of P.O. Box 4189, Dar es salaam	Plot No. 3 Block "A" at Ugwachanya Area, Iringa District in Iringa Region.	PSCA-2022-043	Iringa	28-Feb-22	Retail outlet
46.	Walter Mosi Petrol Station of P.O. Box 50, Babati	Plot No. 79, Block "MM", Maisaka Katani Area, Maisaka Ward, Babati, Babati Urban Area, Babati District, Manyara Region.	PSCA-2022-044	Manyara	28-Feb-22	Retail outlet
47.	Loti Energy Company Limited of P.O. Box 19134, Arusha	Plot No. 32, Block "E", Terat Area, Terat Ward, Arusha City Council, Arusha Region.	PSCA-2022-045	Arusha	28-Feb-22	Retail outlet

S/N	Name	Location/Address	Construction Approval Number	Region	Date of Approval	Type of Construction Approval
48.	Olympic Petroleum – Njiro of P.O. Box 16484, Dar es salaam	Plot No. 695, Block “F”, Njiro Area, Arusha City Council, Arusha Region.	PSCA-2022-046	Arusha	28-Feb-22	Retail outlet
49.	Ibrahim Mohamed Shayo T/A Ibraline Filling Station of P.O. Box 10036, Moshi	Plot No. 9, Block “JJJ”, Viwandani Area, Korongoni Ward, Moshi Municipality in Kilimanjaro Region.	PSCA-2022-047	Kilimanjaro	28-Feb-22	Retail outlet
50.	Lerimo Filling Station Limited of P.O. Box 47 Tarakea	Kikelewa Village, Tarakea Ward, Rombo District in Kilimanjaro Region.	PSCA-2022-048	Kilimanjaro	28-Feb-22	Retail outlet
51.	ATN Petroleum Co Ltd – Kichangani of P.O Box 683, Morogoro	Plot No. 5, Kichangani Area in Morogoro Municipality.	PSCA-2022-049	Morogoro	28-Feb-22	Retail outlet
52.	Redav Exraw Company Limited of P.O Box 16317, Dar es Salaam	Plot No. 21 Block “A”, Ubena Senge Village in Ubena Ward, Chalinze District Council in Coast Region.	PSCA-2022-050	Coast	28-Feb-22	Retail outlet
53.	Olympic Petroleum Mwandege of P.O Box 16484, Dar es Salaam	Plot No. 11 Block “B”, Mwandege Village, Mkuranga District Council in Coast Region.	PSCA-2022-051	Coast	28-Feb-22	Retail outlet
54.	Feisal Fadhil Kipata T/A Kipatas Petrol Station of P.O Box 10, Utete	Mkongo Kaskazini Village, Rufiji District Council in Pwani Region.	PSCA-2022-052	Coast	28-Feb-22	Retail outlet
55.	Josephat Steven Madinga T/A Ester Oil Mvuti of P.O Box 44, Mahenge	Plot No. P8900, Mvuti Area, Ilala Municipal Council in Dar es Salaam Region.	PSCA-2022-053	Dar es Salaam	28-Feb-22	Retail outlet
56.	Barrel Petro Energy - Mikwambe Service	Plot No. 13 Block “D”, Mikwambe Area, Temeke	PSCA-2022-054	Dar es Salaam	28-Feb-22	Retail outlet

S/N	Name	Location/Address	Construction Approval Number	Region	Date of Approval	Type of Construction Approval
	Station of P.O Box 21420, Dar es Salaam	Municipality in Dar es salaam Region.				
57.	Peter Ebiat Mwalongo of P.O Box 8121, Dar es Salaam	Plot No. P894, Kinyerezi Kifuru Area, Ilala Municipal Council in Dar es Salaam Region.	PSCA-2022-055	Dar es Salaam	28-Feb-22	Retail outlet
58.	Nelson Anania Makweta T/A Seneoil of P.O Box 70, Kilombero	Plot No. 313 Block "Q", Kikwawila, Ifakara Urban Area, Kilombero District Council in Morogoro Region.	PSCA-2022-056	Morogoro	28-Feb-22	Retail outlet
59.	Vicent August Ngowi of P.O Box 67315, Dar es Salaam	Plot No. P16510, Kimara, Ubungo Municipal Council in Dar es Salaam Region.	PSCA-2022-057	Dar es Salaam	28-Feb-22	Retail outlet
60.	Intelligence Securico Limited of P.O. Box 14893, Arusha.	Plot No. 44, Block "A", Nambala Village, Kikwe Ward, Arumeru District in Arusha Region	PSCA-2022-058	Arusha	31-Mar-22	Retail outlet
61.	Wiya Company Limited of P.O. Box 66, Mlowo.	Plot No.553, Block "A", Singiwe-Matai Urban Area, Kalambo District Council in Rukwa Region	PSCA-2022-059	Rukwa	31-Mar-22	Retail outlet
62.	Vincent Fire Mwamakimbula of P.O. Box 102, Kyela.	Ipyana Village, Kyela District in Mbeya Region	PSCA-2022-060	Mbeya	31-Mar-22	Retail outlet
63.	Laban Mgina Petrol Station of P.O. Box 77, Mkwajuni – Songwe.	Plot No. 161, Block "Z", Chudeko Village, Mkwajuni Ward, Songwe District in Songwe Region	PSCA-2022-061	Songwe	31-Mar-22	Retail outlet
64.	Petroafrica (T) Ltd – Seed Farm Service Station of	Plot No.296, Block "M", Seed Farm Area, Songea	PSCA-2022-062	Ruvuma	31-Mar-22	Retail outlet

S/N	Name	Location/Address	Construction Approval Number	Region	Date of Approval	Type of Construction Approval
	P.O. Box 93, Makambako.	Municipal Council in Ruvuma Region				
65.	Vincent Fire Mwamakimbula of P.O. Box 102, Kyela.	Mwela Village, Kandete Ward, Rungwe District in Mbeya Region	PSCA-2022-063	Mbeya	31-Mar-22	Retail outlet
66.	Vincent Fire Mwamakimbula of P.O. Box 102, Kyela.	Mwandibe Area, Lusanje Village, Mpombo Ward, Rungwe District in Mbeya Region	PSCA-2022-064	Mbeya	31-Mar-22	Retail outlet
67.	Felix Maneno Mallya Service Station of P.O. Box 4191, Dodoma.	Plot No. 6A situated at Miyuji South, in Dodoma Municipality, Dodoma Region	PSCA-2022-065	Dodoma	31-Mar-22	Retail outlet
68.	Machafu Andrea Machafu of P.O. Box 62, Mpanda.	Mnange Area Mwendakulima Village, Kaliua district in Tabora Region	PSCA-2022-066	Tabora	31-Mar-22	Retail outlet
69.	Mount Meru Petroleum Ltd-Msalato Dodoma Municipality of P.O. Box 7094, Arusha.	Plot No.752, Block "C" situated at Msalato area in Dodoma Region	PSCA-2022-067	Dodoma	31-Mar-22	Retail outlet
70.	Lugeye Oil Limited of P.O. Box 11624, Mwanza.	Plot No. 290, Block "A", Wita (Kisesa Trading Centre) Area, Magu District in Mwanza Region	PSCA-2022-068	Mwanza	31-Mar-22	Retail outlet
71.	Jaffar Mohammed Sleyim of P.O. Box 1323, Mwanza.	Buhingo Village, Misungwi District in Mwanza Region	PSCA-2022-069	Mwanza	31-Mar-22	Retail outlet

S/N	Name	Location/Address	Construction Approval Number	Region	Date of Approval	Type of Construction Approval
72.	Mohamed Hamis Mkonda of P.O. Box 200, Magu.	Natta-Mbiso Village, Serengeti District in Mara Region	PSCA-2022-070	Mara	31-Mar-22	Retail outlet
73.	Laurent Jackson Mabamba of P.O. Box 116, Chato.	Plot No. 74, Block "C", situated at Rumasa, Chato District in Geita Region.	PSCA-2022-071	Geita	31-Mar-22	Retail outlet
74.	Bluewave Emporium Limited of P.O. Box 11624, Mwanza.	Plot No. 1877, 1878, 1879 & 1880, Block 'B', Kiseke, Ilemela Municipality in Mwanza Region.	PSCA-2022-072	Mwanza	31-Mar-22	Retail outlet
75.	Elias Magere Nyaitara of P.O. Box 377, Bunda.	Idara ya Maji Street, Bunda Stoo Ward, Bunda District in Mara Region	PSCA-2022-073	Mara	31-Mar-22	Retail outlet
76.	Mizingo Filling Station of P.O. Box 328, Kahama.	Plot No. 2186, Block 'A', Sokola, Kahama Township in Shinyanga Region.	PSCA-2022-074	Shinyanga	31-Mar-22	Retail outlet
77.	Mohamed Gulam Yassin T/A Gulam Filling Station of P.O Box 5297, Tandahimba.	Kitama Shuleni Village, Tandahimba District Council, Mtwara Region.	PSCA-2022-075	Mtwara	31-Mar-22	Retail outlet
78.	Witharo Jared Witharo of P.O Box 67315, Dar es Salaam.	Plot No. 154, Block "C", Mapinga Area, Bagamoyo Urban Area in Coast Region	PSCA-2022-076	Coast	31-Mar-22	Retail outlet
79.	Mudhihiri Ahmadi Swalehe of P.O Box 85, Mafia.	Kilindoni Village, Mafia District Council in Coast Region.	PSCA-2022-077	Coast	31-Mar-22	Retail outlet
80.	Abdillahi Mahmoud Othman of P.O Box 46343, Dar es Salaam.	Plot No. P13128, Mtoni Madafu Area, Temeke Municipal Council in Dar es Salaam Region.	PSCA-2022-078	Dar es Salaam	31-Mar-22	Retail outlet

S/N	Name	Location/Address	Construction Approval Number	Region	Date of Approval	Type of Construction Approval
81.	Olympic Petroleum (T) Limited-Kilungule of P. O. Box 16484, Dar es Salaam.	Plot No. P23514, Kilungule Area, Kinondoni Municipal Council in Dar es Salaam Region.	PSCA-2022-079	Dar es Salaam	31-Mar-22	Retail outlet
82.	Rebman Gerson Massam of P.O. Box 71746, Dar es Salaam.	Plot No. 405, Block 5, Mwanagati area in Ilala Municipality in Dar es Salaam Region.	PSCA-2022-080	Dar es Salaam	31-Mar-22	Retail outlet
83.	Rosemary Ruwaichi Mosha T/A Rosemary Petrol Station of P.O. Box 40388, Dar es Salaam.	Plot No. 1681 & 1682 Block "A", Bonyokwa Area, Ilala Municipal Council in Dar es Salaam City	PSCA-2022-081	Dar es Salaam	31-Mar-22	Retail outlet
84.	Mwanza Huduma Company Limited of P.O. Box 403, Dar es Salaam.	Plot No. 32 Block "D", Boko Area, Kinondoni Municipal Council in Dar es Salaam Region	PSCA-2022-082	Dar es Salaam	31-Mar-22	Retail outlet
85.	Innocent August Ngowi of P.O. Box 67315, Dar es Salaam.	Plot No. 2558 Block "A", Kimara Matangini Area, Ubungo Municipal Council in Dar es Salaam Region	PSCA-2022-083	Dar es Salaam	31-Mar-22	Retail outlet
86.	Herryad Malewo Petrol Service Station of P.O. Box 13903 Dar es salaam	Plot No. P16181, Mbezi Msakuzi area, Ubungo Municipality, in Dar es salaam Region.	PSCA-2022-084	Dar es Salaam	29-Apr-22	Retail outlet
87.	Emmanuel Wilfred Matsinde Service Station of P.O. Box 3073, Dodoma	Plot No. 33 Block "AC" Medeli Area in Dodoma City,	PSCA-2022-085	Dodoma	29-Apr-22	Retail outlet
88.	Richard Cherd Kafyulilo of P.O. Box 497 Mufindi	Plot No. 97 Block "AA" Kinyanambo, Mafinga Urban	PSCA-2022-086	Iringa	29-Apr-22	Retail outlet

S/N	Name	Location/Address	Construction Approval Number	Region	Date of Approval	Type of Construction Approval
		Area Mufindi District in Iringa Region				
89.	Furahisha France Msigwa Singida of P.O Box 497, Mafinga	Plot No.20, Block “EE”, Unyakumi Area, Singida District in Singida Region	PSCA-2022-087	Singida	29-Apr-22	Retail outlet
90.	Washington Jared Benasius T/A Mukendo Agrovet & General Supply of P.O. Box 907, Butiama	Biatika Village, Buhemba Ward, Butiama District in Mara Region	PSCA-2022-088	Mara	29-Apr-22	Retail outlet
91.	Panone & Company Limited- Bonite of P.O. Box 33285, Dar es salaam	Plot No. 1707, Block “KKK”, Bonite Area, Shirimatunda Ward, Moshi Municipality in Kilimanjaro Region.	PSCA-2022-089	Kilimanjaro	29-Apr-22	Retail outlet
92.	Boniphace Maregesi Mwikala of P.O. Box 12, Sanya Juu	Mendai Village, Karansi Ward, Siha District in Kilimanjaro Region.	PSCA-2022-090	Kilimanjaro	29-Apr-22	Retail outlet
93.	Rashidi Saidi Khalifa T/A KSK Filling Station of P.O. Box 381, Handeni	Plot No. 79, Block “E”, East Mkata Village, Mkata East Ward in Handeni District in Tanga Region.	PSCA-2022-091	Tanga	29-Apr-22	Retail outlet
94.	Erick Benjamini Mahenge of P.O. Box 377, Makete	Iwawa Area, Makete District in Njombe Region.	PSCA-2022-092	Njombe	29-Apr-22	Retail outlet
95.	Mohamood Mohamed Duale Transporter Ltd of P.O. Box 3260, Dar es Salaam	Plot No. 76, Visiga, Kibaha Township in Coast Region	PSCA-2022-093	Coast	29-Apr-22	Retail outlet
96.	Maswi Chogo Marwa of P.O Box 80826, Dar es salaam	Plot No. P29829, Kigogo Mkwajuni area, Kinondoni	PSCA-2022-094	Dar es Salaam	27-May-22	Retail outlet

S/N	Name	Location/Address	Construction Approval Number	Region	Date of Approval	Type of Construction Approval
		Municipality in Dar es Salaam Region				
97.	George Sostenes Kanyomoza of P.O. Box 340, Karagw+C1028e	Rukole Village, Chonyonyo ward, Karagwe District in Kagera Region	PSCA-2022-095	Kagera	27-May-22	Retail outlet
98.	Olympic Petroleum (T) Limited of P.O. Box 6185, Mwanza	Plot No.3596 Block "C", Wigehe Area in Kahama Township, Kahama District in Shinyanga Region	PSCA-2022-096	Shinyanga	27-May-22	Retail outlet
99.	Mazoya Kambeja Masanja of P.O. Box 472, Kahama, Shinyanga	Plot No. 86, Block 'A', Busungu Village, Segese Ward, Msalala District in Shinyanga Region.	PSCA-2022-097	Shinyanga	27-May-22	Retail outlet
100.	Saidi Hussein Kapiga of P.O. Box 3160, Mwanza	Plot No. 2494, Block 'A', situated at Mkolania area, Mwanza City in Mwanza Region.	PSCA-2022-098	Mwanza	27-May-22	Retail outlet
101.	Elizabeth Simon Mtani of P.O. Box 105, Ushirombo, Geita	Lamadi Village, Busega District in Simiyu Region	PSCA-2022-099	Simiyu	27-May-22	Retail outlet
102.	Charles Olesakiti Lukumay of P.O. Box 23, Monduli	Lolkisale Village, Lolkisale Ward, Monduli District in Arusha Region.	PSCA-2022-100	Arusha	27-May-22	Retail outlet
103.	George Abraham Mwalongo of P.O. Box 681 Songea	Plot No.9, Block "D", Mageuzi Area, Namtumbo District in Ruvuma Region.	PSCA-2022-101	Ruvuma	27-May-22	Retail outlet
104.	Kilimanjaro Truck Company Limited T/A Kilimanjaro Service	Plot No. 9, Block 'B', Visiga Madafu Area, Kibaha Township Council in Coast Region	PSCA-2022-102	Coast	27-May-22	Retail outlet

S/N	Name	Location/Address	Construction Approval Number	Region	Date of Approval	Type of Construction Approval
	Station of P.O. Box 80478 Dar es Salaam					
105.	Charles Pius Tungu T/A Maganzo Filling Station of P.O Box 59, Shinyanga	Plot No. 33 Block “5”, Bunju area, Kinondoni Municipality in Dar es Salaam Region	PSCA-2022-103	Dar es Salaam	27-May-22	Retail outlet
106.	Afroil Investment Limited of P.O Box 38383, Dar es salaam	Plot No. 343, Block “B”, Kichangani area, Morogoro Municipality.	PSCA-2022-104	Morogoro	27-May-22	Retail outlet
107.	Hassan Hezron Kibona T/A Chambo Petrol Station of P.O Box 16126, Dar es salaam	Madamu Village, Mkuyuni Ward, Morogoro District Council in Morogoro Region.	PSCA-2022-105	Morogoro	27-May-22	Retail outlet
108.	Top Oil Petroleum Limited of P.O Box 16126, Dar es salaam	Plot No. 422 & 424 Block “A”, Mbezi Luis Area, Ubungo Municipality in Dar es Salaam Region	PSCA-2022-106	Dar es Salaam	27-May-22	Retail outlet
109.	Selestin Benedict Mhagama of P.O. Box 40556, Dar es Salaam	Plot No.700, Block “Y”, Mjimwema – Njombe Urban Area, Njombe District in Njombe Region.	PSCA-2022-107	Njombe	29-Jun-22	Retail outlet
110.	Mwanjalis Oil Company Limited of P.O. Box 132, Songwe	Plot No.50, Block “K”, Mpemba – Tunduma Urban Area, Momba District in Songwe Region.	PSCA-2022-108	Songwe	29-Jun-22	Retail outlet
111.	Mushi and Nelly Company Limited of P.O. Box 1922, Mbeya	Mwashwawala Village, Iwindi Ward, Mbeya District in Mbeya Region.	PSCA-2022-109	Mbeya	29-Jun-22	Retail outlet
112.	Ric Energy Ltd – Sumbawanga of P.O. Box 106027, Dar es Salaam	Plot No.4, Block “SS”, Izia Area, Sumbawanga	PSCA-2022-110	Rukwa	29-Jun-22	Retail outlet

S/N	Name	Location/Address	Construction Approval Number	Region	Date of Approval	Type of Construction Approval
		Municipality in Rukwa Region.				
113.	Perango Group Limited of P.O. Box 381,Handeni	Plot No. 5, Block “A”, Kwemakame – Lukozi Village, Kwai Ward, Lushoto District, Tanga Region	PSCA-2022-111	Tanga	29-Jun-22	Retail outlet
114.	Athumani Jafari Kitomari T/A Suma filling station of P.O. Box 9596, Simanjiro – Manyara	Nyumba ya Mungu village, Ngorika ward, Simanjiro district in Manyara region.	PSCA-2022-112	Manyara	29-Jun-22	Retail outlet
115.	Speed Way Petrol Station Limited of P.O. Box 11781, Arusha	Plot No. 1131 Block “DD” Ngusero area Osunyai Ward Arusha city Arusha region.	PSCA-2022-113	Arusha	29-Jun-22	Retail outlet
116.	TOM Petrol Station of P.O Box 45166, Kibaha	Saleni Village, Lugoba Area, Bagamoyo District in Coast Region.	PSCA-2022-114	Coast	29-Jun-22	Retail outlet
117.	Lake Oil Mwananyamala of P.O Box 5055, Dar+B1037:B1059 es Salaam	Plot No. P23732, Mwananyamala, Kinondoni District in Dar es Salaam Region.	PSCA-2022-115	Dar es Salaam	29-Jun-22	Retail outlet
118.	Barrel Petro Energy Co. Ltd – Kinondoni of P.O Box 21420, Dar es salaam	Plot No.621, Block 40, Kinondoni Area, Kinondoni Municipality in Dar es Salaam region.	PSCA-2022-116	Dar es Salaam	29-Jun-22	Retail outlet
119.	Lake Oil Ukonga of P.O Box 5055, Dar es salaam	Plot No.2005 & 2006, Block “D” Ukonga Area, Ilala Municipality in Dar es Salaam Region	PSCA-2022-117	Dar es Salaam	29-Jun-22	Retail outlet

S/N	Name	Location/Address	Construction Approval Number	Region	Date of Approval	Type of Construction Approval
120.	Discount Oil Mbezi Luis of P.O Box 42445, Dar es salaam	Plot No. P13610, Mbezi Luis area, Ubungo Municipality in Dar es salaam Region.	PSCA-2022-118	Dar es Salaam	29-Jun-22	Retail outlet
121.	Lake Oil Kurasini Police Dar es Salaam of P.O Box 5055, Dar es salaam	Plot No. 24, Kurasini Area, Temeke Municipal Council in Dar es Salaam Region.	PSCA-2022-119	Dar es Salaam	29-Jun-22	Retail outlet
122.	Amosi Site Mabena – Miembesaba of P.O Box 710, Songea	Plot No.29, Miembesaba area Kibaha Township council in Coast region	PSCA-2022-120	Coast	29-Jun-22	Retail outlet
123.	Bustemma Universal Traders Limited of P.O Box 22408, Dar es Salaam	Plot No. 1080 & 1082, Block “B”, Mbweni Area, Kinondoni Municipal Council in Dar es Salaam Region	PSCA-2022-121	Dar es Salaam	29-Jun-22	Retail outlet
124.	Abdallah Juma Songoro of P.O Box 8623, Dar es salaam	Plot No. P9406, Kilungule Area, Temeke Municipal Council in Dar es Salaam Region.	PSCA-2022-122	Dar es Salaam	29-Jun-22	Retail outlet
125.	ATN Petroleum Company Ltd of P.O Box 683, Morogoro	Plot No. P18358, Kitunda area, Ilala Municipality in Dar es Salaam Region.	PSCA-2022-123	Dar es Salaam	29-Jun-22	Retail outlet
126.	ATN Petroleum Company Ltd of P.O Box 683, Morogoro	Plot No. P15635, Manzese area, Ubungo municipality in Dar es Salaam Region.	PSCA-2022-124	Dar es Salaam	29-Jun-22	Retail outlet
127.	Bustemma Universal Traders Limited of P.O Box 22408, Dar es Salaam	Plot No. P.15070, Block “-”, Kimara Area, Ubungo District in Dar es Salaam City	PSCA-2022-125	Dar es Salaam	29-Jun-22	Retail outlet
128.	Moses Mixon Simbeye T/A Loflyp Simbeye Investment Limited of P.O	Plot No. P880, Kimara Temboni Area, Ubungo	PSCA-2022-126	Dar es Salaam	29-Jun-22	Retail outlet

S/N	Name	Location/Address	Construction Approval Number	Region	Date of Approval	Type of Construction Approval
	Box 16126, Dar es Salaam	Municipal Council in Dar es Salaam City				
129.	Olympic Petroleum (T) Limited – Mabwepande of P.O Box 16484, Dar es Salaam	Plot No.45 Block “11”, Mabwepande Area, Kinondoni Municipal Council in Dar es Salaam Region	PSCA-2022-127	Dar es Salaam	29-Jun-22	Retail outlet
130.	Aref Abdallah Bakhamis of P.O Box 106093, Dar es Salaam	Plot No. P13493, Kivukoni Kigamboni area in Kigamboni Municipality Dar es Salaam Region	PSCA-2022-128	Dar es Salaam	29-Jun-22	Retail outlet
131.	Gibaso Holding Co. Limited-Mohoro of P.O Box 8623, Dar es salaam	Shela village, Mohoro Ward, Rufiji District Council in Coast Region.	PSCA-2022-129	Coast	29-Jun-22	Retail outlet
132.	Chinguwile Ajibseif Malekanya of P.O Box 335, Mtwara	Plot No.18, Block “A” MwengeMtapika area, Masasi Town Council Mtwara Region.	PSCA-2022-130	Mtwara	29-Jun-22	Retail outlet
133.	Fountain Petroleum Limited of P.O Box 826, Lindi	Madangwa village,Sudi Ward in Mtama District in Lindi Region	PSCA-2022-131	Lindi	29-Jun-22	Retail outlet
134.	Salum Almasi Uliza of P.O Box 5490, Kisarawe	Kurui-Chole, Chole Ward in Kisarawe District Coast Region.	PSCA-2022-132	Coast	29-Jun-22	Retail outlet
135.	A.S. Company Ltd of P.O Box 15711, Dar es Salaam	Plot No.62, Block “K”, Kitopeni area, Bagamoyo District in Coast Region	PSCA-2022-133	Coast	29-Jun-22	Retail outlet
136.	Boniface Akko Narri of P.O Box 893, Singida	Plot No.14, Block “DD”, Unyakumi Area, Singida District in Singida Region	PSCA-2022-134	Singida	29-Jun-22	Retail outlet

S/N	Name	Location/Address	Construction Approval Number	Region	Date of Approval	Type of Construction Approval
137.	Khalid Salum Said of P.O Box 80, Kigoma	Plot No.38, Block "C", Sanzula Area, Igunga District in Tabora Region	PSCA-2022-135	Tabora	29-Jun-22	Retail outlet
138.	GBP Tanzania Limited of P.O Box 3728, Dar es Salaam.	Plot No.146, Block "TT", Ipuli Area, Tabora Municipality, Tabora Region	PSCA-2022-136	Tabora	29-Jun-22	Retail outlet
139.	Njombe Filling Station Mafinga of P.O Box 411, Njombe	Plot No.823, Block "D", Mafinga Urban Area, Mufindi District in Iringa Region	PSCA-2022-137	Iringa	29-Jun-22	Retail outlet
140.	Salum Amour Salum Igunga of P.O Box 126, Igunga	Plot No. 57 & 59 Block "F", Igunga Urban Area, Igunga District in Tabora Region	PSCA-2022-138	Tabora	29-Jun-22	Retail outlet
141.	Bustemma Universal Traders Ltd of P.O Box 32604, Dar es Salaam	Plot No. 50 Block "JJ" Unyankhae area, Singida Municipality in Singida Region	PSCA-2022-139	Singida	29-Jun-22	Retail outlet
142.	Said Maulid Irunga of P.O. Box 1, Kondoa	Plot No. 4 Block "G" at Bereko Village, Kondoa District in Dodoma Region.	PSCA-2022-140	Dodoma	29-Jun-22	Retail outlet
143.	Ngusa Mashauri Kazi of P.O. Box 526, Bariadi	Plot No. 2, Block "C", Kidulya – Bariadi Urban Area, Bariadi District in Simiyu Region.	PSCA-2022-141	Simiyu	29-Jun-22	Retail outlet
144.	Kalist Stanslaus Mboya of P.O. Box 93, Ngara	Plot No. 5, Block "B", Nyachonga Area, Ngara District in Kagera Region	PSCA-2022-142	Kagera	29-Jun-22	Retail outlet
145.	Bageni Company Limited of P.O. Box 586, Kahama, Shinyanga	Plot No. 611, Block "L", Nyankumbu, Geita District in Geita Region.	PSCA-2022-143	Geita	29-Jun-22	Retail outlet

S/N	Name	Location/Address	Construction Approval Number	Region	Date of Approval	Type of Construction Approval
146.	Umuliza General Supplies Company Limited of P.O. Box 1208, Bukoba	Plot No. 1, Block "A", Lukindo, Bukoba District in Kagera Region.	PSCA-2022-144	Kagera	29-Jun-22	Retail outlet
147.	Lusia Mswage Ntagera of P.O. Box 73, Kasulu	Rusesa Village, Rusesa Ward, Kasulu District in Kigoma Region.	PSCA-2022-145	Kigoma	29-Jun-22	Retail outlet
148.	Laurian Burukadi Katarama of P.O. Box 150, Sengerema	Mawe Matatu Area, Idetemya Village, Usagara Ward, Misungwi District in Mwanza Region	PSCA-2022-146	Mwanza	29-Jun-22	Retail outlet
149.	Lufunyo Lubero Mvungi T/A Kahe Filling Station of P.O. Box 35024 Moshi	Oria village, Kahe ward, Moshi District council in Kilimanjaro region.	PSCA-2022-147	Kilimanjaro	27-Jul-22	Retail outlet
150.	Limeck Works Limited T/A Limeck Service Station of P.O. Box 142 Hai	Plot No. 11, Block "B", Munge Street, Ormelili Ward, Siha district in Kilimanjaro Region	PSCA-2022-148	Kilimanjaro	27-Jul-22	Retail outlet
151.	Deo I. Assenga Company Limited of P.O. Box 8570, Dar es Salaam	Plot No. 7, Block "A", Mjohoroni area, Moshi district in Kilimanjaro region.	PSCA-2022-149	Kilimanjaro	27-Jul-22	Retail outlet
152.	Ashura Athumani Ditopile T/A Mwasonga Petrol Station of P.O Box 6613, Dar es Salaam	Plot No. P15501, Mwasonga area, Kigamboni Municipal Council in Dar es Salaam Region	PSCA-2022-150	Dar es Salaam	27-Jul-22	Retail outlet
153.	Olympic Petroleum (T) Limited – Boko of P.O Box 16484, Dar es Salaam	Plot No. P25808, Boko area, Kinondoni Municipality in Dar es Salaam Region	PSCA-2022-151	Dar es Salaam	27-Jul-22	Retail outlet

S/N	Name	Location/Address	Construction Approval Number	Region	Date of Approval	Type of Construction Approval
154.	Lake Oil Toangoma Temeke of P.O Box 5055, Dar es Salaam	Plot No. P11767, Toangoma, Temeke Municipal Council in Dar es Salaam Region.	PSCA-2022-152	Dar es Salaam	27-Jul-22	Retail outlet
155.	Bustemma Universal Traders Limited of P.O Box 32604, Dar es salaam	Plot No. P23587, Vingunguti area, Ilala municipality in Dar es Salaam Region	PSCA-2022-153	Dar es Salaam	27-Jul-22	Retail outlet
156.	Lake Oil Biafra Kinondoni of P.O Box 5055, Dar es salaam	Plot No.P29164, Kinondoni area in Kinondoni Municipality Dar es Salaam Region.	PSCA-2022-154	Dar es Salaam	27-Jul-22	Retail outlet
157.	Master One Limited of P.O Box 25164, Dar es salaam	Plot No. 002ULG/MBE/353, Miembeni street, Mavimba Village, Ulanga district council, Morogoro region	PSCA-2022-155	Morogoro	27-Jul-22	Retail outlet
158.	Godfrey Jafary Chaula of P.O Box 80476, Dar es Salaam	Plot No.10, Vigwaza area, Chalinze District Council in Coast Region.	PSCA-2022-156	Coast	27-Jul-22	Retail outlet
159.	Master Petrol Station of P.O Box 22565, Dar es salaam	Plot No.5 Block "X", Mwasonga Area, Kigamboni Municipal Council in Dar es Salaam Region.	PSCA-2022-157	Dar es Salaam	27-Jul-22	Retail outlet
160.	Trix Company Limited of P.O Box 92, Lindi.	Misufini Area, Kibutuka Village, Liwale District in Lindi Region.	PSCA-2022-158	Lindi	27-Jul-22	Retail outlet
161.	Gabriel Nelson Mwangosi of P.O Box 11491, Dar es salaam	Plot No. P5338, Block "P", Buyuni Kigezi Area, Ilala Municipal Council in Dar es Salaam City.	PSCA-2022-159	Dar es Salaam	27-Jul-22	Retail outlet

S/N	Name	Location/Address	Construction Approval Number	Region	Date of Approval	Type of Construction Approval
162.	Hozable Oilcom Limited of P.O Box 19767, Dar es salaam	Plot No. P21433, Madale area in Kinondoni Municipality in Dar es Salaam Region.	PSCA-2022-160	Dar es Salaam	27-Jul-22	Retail outlet
163.	Lake Oil Biafra Kinondoni Dar es Salaam of P.O Box 5055, Dar es Salaam	Plot No. P29164, Kinondoni area in Kinondoni Municipality Dar es Salaam Region.	PSCA-2022-161	Dar es Salaam	27-Jul-22	Retail outlet
164.	Amjumas Oil Limited of P.O Box 36205, Dar es Salaam	Plot No. P11390, Kibada area, Kigamboni Municipal Council in Dar es Salaam Region.	PSCA-2022-162	Dar es Salaam	27-Jul-22	Retail outlet
165.	Jeventura Melick Mwabena of P.O. Box 91, Makambako	Mtwivila "B" Village Bomalang'ombe ward, Kilolo District in Iringa region	PSCA-2022-163	Iringa	27-Jul-22	Retail outlet
166.	Janes Ezra Ong'ete of P.O BOX 3036, Mwanza	Plot No.25, Block "FF", Manga Area, Singida District, Singida Region	PSCA-2022-164	Singida	27-Jul-22	Retail outlet
167.	Abdi Hassan Jama of P.O Box 55, Igunga	Plot No.5, Block "A", Jineri Mtaa, Igunga District, Tabora Region	PSCA-2022-165	Tabora	27-Jul-22	Retail outlet
168.	Jackson Cosmas Mukundane of P.O. Box 340, Kyerwa	Kigorogoro Village, Kyerwa District in Kagera Region	PSCA-2022-166	Kagera	27-Jul-22	Retail outlet
169.	Charles Buchard Rwabutondogoro of P.O. Box 558, Karagwe	Kasulo Village, Kasulo Ward, Ngara District in Kagera Region.	PSCA-2022-167	Kagera	27-Jul-22	Retail outlet
170.	Huruma Paschal Kabika of P.O. Box 294, Karagwe	Plot No. 2, Block 'A', situated at Kahaza, Rusumo, Ngara District in Kagera Region.	PSCA-2022-168	Kagera	27-Jul-22	Retail outlet

S/N	Name	Location/Address	Construction Approval Number	Region	Date of Approval	Type of Construction Approval
171.	Olasiti Investment Co. Ltd of P.O. Box 10275, Arusha	Plot No. 988, Block 'B', situated at Igombe, Ilemela Municipality in Mwanza Region.	PSCA-2022-169	Mwanza	27-Jul-22	Retail outlet
172.	Sindano William Machumu of P.O. Box 472, Kahama	Plot No. 12, Block 'H', situated at Kahama Urban area, Kahama Municipality in Shinyanga Region.	PSCA-2022-170	Shinyanga	27-Jul-22	Retail outlet
173.	Poa Energies Limited of P.O. Box 63344, Dar es Salaam.	Tindingoma Village, Chitete Ward, Momba District in Songwe Region	PSCA-2022-171	Songwe	27-Jul-22	Retail outlet
174.	Lukundo Enterprises Limited of P. O. Box 1166, Makambako	Plot No.699, Block "UU", Lyamkena, Makambako Urban Area, Njombe District in Njombe Region	PSCA-2022-172	Njombe	27-Jul-22	Retail outlet
175.	Njombe Filling Station Company Ltd – Sumbawanga of P. O. Box 411, Njombe	Plot No.450, Block "A", Utengule Area in Sumbawanga Municipality	PSCA-2022-173	Rukwa	27-Jul-22	Retail outlet
176.	Summer Estate Limited of P. O. Box 702, Mbeya.	Plot No. 2, Block 'A', Busokelo District Council in Mbeya Region	PSCA-2022-174	Mbeya	27-Jul-22	Retail outlet
177.	Fredrick Kijana Tweve of P. O. Box 1340, Dar Es Salaam	Plot No.1004, Block "D", Mbalizi Area, Mbeya District in Mbeya Region	PSCA-2022-175	Mbeya	27-Jul-22	Retail outlet
178.	Jabir Abid Patwa T/A Usambara Filling Station of P.O. Box 54, Mombo	Plot No.146, Block "A", Kwehangala Area, Mpalai Village, Dule "B" Ward, Bumbuli District in Tanga Region.	PSCA-2022-178	Tanga	26-Aug-22	Retail outlet

S/N	Name	Location/Address	Construction Approval Number	Region	Date of Approval	Type of Construction Approval
179.	Hasfat Ally Msuya T/A Alham Petrol Station of P.O. Box 15416, Dar es Salaam	Koresa village, Kirua Vunjo Kusini Ward, Moshi district council in Kilimanjaro region.	PSCA-2022-179	Kilimanjaro	26-Aug-22	Retail outlet
180.	Michael Israel Lema T/A Kifinga Filling Station of P.O Box 50, Kidatu	Plot No.1, Block "A" Kifinga area, Kilosa District in Morogoro Region	PSCA-2022-180	Morogoro	26-Aug-22	Retail outlet
181.	Elias Henry Rupia T/A Henry Filling Station Stop Over of P.O Box 84, Bukombe	Along Morogoro Road at Kimara stop over area, Ubungo Municipality in Dar es Salaam Region.	PSCA-2022-181	Dar es Salaam	26-Aug-22	Retail outlet
182.	Christopher Letison Mgalla of P.O Box 25266, Dar es salaam	Plot No. P22815, Bonyokwa area, Ilala Municipality in Dar es Salaam Region.	PSCA-2022-182	Dar es Salaam	26-Aug-22	Retail outlet
183.	Erondy Elikana Malekia T/A Malekia Filling Station of P.O Box 198, Morogoro	Kichangani Village, Mvomero District in Morogoro Region.	PSCA-2022-183	Morogoro	26-Aug-22	Retail outlet
184.	Juma Waziri Ndiyumviye Bahi of P.O BOX 3482, Dodoma	Plot No.6, Block "L", Mpamantwa Village, Bahi District, Dodoma Region	PSCA-2022-184	Dodoma	26-Aug-22	Retail outlet
185.	Mesoil Company Limited of P.O BOX 18, Urambo	Plot No.167, Block "A", Kasunga Airport Area, Kaliua District, Tabora Region	PSCA-2022-185	Tabora	26-Aug-22	Retail outlet
186.	Meryvicky Group of Companies Limited of P.O. Box 78, Kahama	Isagehe Village, Kahama District in Shinyanga Region	PSCA-2022-186	Shinyanga	26-Aug-22	Retail outlet
187.	Michael Deus Siyantemi of P.O. Box 20, Misungwi	Mbarika Village, Misungwi District in Mwanza Region	PSCA-2022-187	Mwanza	26-Aug-22	Retail outlet

S/N	Name	Location/Address	Construction Approval Number	Region	Date of Approval	Type of Construction Approval
188.	Faiza Khalfan Kainamula of P.O. Box 45, Biharamulo	Plot No. 7, Block "B", Lusahunga Area, Biharamulo District in Kagera Region	PSCA-2022-188	Kagera	26-Aug-22	Retail outlet
189.	Antonia Zakaria Co. Limited of P.O. Box 450, Tarime	Plot No. 2, Block "D", Sirari Minor Settlement Area, Tarime District in Mara Region.	PSCA-2022-189	Mara	26-Aug-22	Retail outlet
190.	Sumve Oil Company Limited of P.O. Box 33806, Mwanza	Nkalalo Village, Kwimba District in Mwanza Region	PSCA-2022-190	Mwanza	26-Aug-22	Retail outlet
191.	John Lutogisha Milanga of P.O. Box 194, Sengerema	Lushamba Village, Bulyaheke Ward, Buchosa - Sengerema District in Mwanza Region	PSCA-2022-191	Mwanza	26-Aug-22	Retail outlet
192.	Shukran Sebe Samweli T/A Hinya Filling Station of P.O. Box 176, Mugumu	Nyamihuru Village, Busawe Ward, Serenget District in Mara Region.	PSCA-2022-192	Mara	26-Aug-22	Retail outlet
193.	Mbwilo FM Company Limited of P.O. Box 124, Chunya	Chalangwa Village, Chalangwa Ward, Chunya District in Mbeya Region.	PSCA-2022-193	Mbeya	26-Aug-22	Retail outlet
194.	Vincent Fire Mwamakimbula of P. O. Box 102, Kyela	Chalangwa Village, Chalangwa Ward, Chunya District in Mbeya Region.	PSCA-2022-194	Mbeya	26-Aug-22	Retail outlet
195.	Acer Petroleum (T) Limited- Uyole of P.O. Box 78845, Dar es Salaam.	Plot No.125, Block "A", Ishinga Area in Mbeya City.	PSCA-2022-196	Mbeya	26-Aug-22	Retail outlet

S/N	Name	Location/Address	Construction Approval Number	Region	Date of Approval	Type of Construction Approval
196.	Vincent Fire Mwamakimbula of P. O. Box 102, Kyela	Chemichemi Area, Chalangwa Village, Chunya District in Mbeya Region.	PSCA-2022-197	Mbeya	26-Aug-22	Retail outlet
197.	Barrel Energy Co. Ltd - Mpemba, Tunduma of P.O. Box 21420, Dar es Salaam	Plot No. 2, Block "A", Mpemba Area, Tunduma Township in Songwe Region.	PSCA-2022-198	Songwe	26-Aug-22	Retail outlet
198.	Yusuph Ismail Hure of P.O. Box 243, Arusha.	Plot No.415, Block "A", Mringa Area, Oloirieni Ward, Arusha District Council in Arusha Region.	PSCA-2022-199	Arusha	9-Sep-22	Retail outlet
199.	Alam Mpalila Begeze Petrol Station of P. O. Box 4510, Mbeya	Kakozi Village, Ndalambo Ward, Momba District in Songwe Region.	PSCA-2022-200	Songwe	9-Sep-22	Retail outlet
200.	Lake Oil Limited Mbezi Beach Goigi Dar Es Salaam of P.O Box 5055, Dar es salaam	Plot No. 276, Block "D" Mbezi Medium Density Area, Kinondoni Municipality in Dar es Salaam City.	PSCA-2022-201	Dar es Salaam	9-Sep-22	Retail outlet
201.	Gwandise Jumanne Kalege of P. O. Box 1034 Mwanza	Plot No. 602, Block "H" Luchelele Area, Ilemela in Mwanza Region	PSCA-2022-202	Mwanza	29-Sep-22	Retail outlet
202.	Shauli Jafari Luhitana of P. O. Box 10015 Mwanza	Plot No. 2006, Block "B" Kayenze Ndogo Area, Bugongwa Ward, Ilemea in Mwanza Region	PSCA-2022-203	Mwanza	29-Sep-22	Retail outlet
203.	John Pantaleo Minja T/A Marangu Wood Metal Works Limited of P. O. Box 68213 Dar es Salaam	Plot No. P29890, Tegeta Wazo Area, Kinondoni Municipality in Dar es Salaam Region	PSCA-2022-204	Dar es Salaam	29-Sep-22	Retail outlet

S/N	Name	Location/Address	Construction Approval Number	Region	Date of Approval	Type of Construction Approval
204.	Kwekuyu Energy Tanzania Limited Chamazi of P. O. Box 45370 Dar es Salaam	Plot No. P13968, Chamazi Area, Temeke Municipality in Dar es Salaam Region	PSCA-2022-205	Dar es Salaam	29-Sep-22	Retail outlet
205.	Reyleza Shisulo of P.O. Box 139, Chunya	Ifumbo Village, Chunya District in Mbeya Region.	PSCA-2022-206	Mbeya	27-Oct-22	Retail outlet
206.	Raphael Group Limited of P.O. Box 1540, Mbeya.	Plot No. 135, Block "BB" Uyole Area in Mbeya City	PSCA-2022-207	Mbeya	27-Oct-22	Retail outlet
207.	Eden Wilfred Chonjo of P.O. Box 7390, Arusha.	Farm No. 1940, Ngorbob Village, Arumeru District in Arusha Region.	PSCA-2022-208	Arusha	27-Oct-22	Retail outlet
208.	Hassan Athuman Mrutu of P.O. Box 1740, Moshi	Oria village, Kahe ward, Moshi District in Kilimanjaro region.	PSCA-2022-209	Kilimanjaro	27-Oct-22	Retail outlet
209.	Juma Misonga Ng'wala T/A Juma Misonga Petrol Service Station of P.O. Box 170, Maswa, Simiyu	Plot No. 2, Block 'A', situated at Ilula, Maswa District in Simiyu Region	PSCA-2022-210	Simiyu	27-Oct-22	Retail outlet
210.	Jhness Mwita Chacha T/A Misiota Filling Station of P.O. Box 145, Tarime, Mara.	Plot No. 203 (Low Density) Block "A", situated at Nyamwaga area, Tarime District in Mara Region	PSCA-2022-211	Mara	27-Oct-22	Retail outlet
211.	Dharma Hetal Vithlani of P.O. Box 11415, Mwanza.	Plot No. 765, Block "B", Nyamhongolo Area, Ilemela Municipality in Mwanza Region	PSCA-2022-212	Mwanza	27-Oct-22	Retail outlet
212.	Jafar Ramadhani Idavas T/A BJ Oil of P.O Box 1139, Dar es Salaam	Kigamboni Area, Kimamba "B" Village, Kilosa District in Morogoro Region	PSCA-2022-213	Morogoro	27-Oct-22	Retail outlet

S/N	Name	Location/Address	Construction Approval Number	Region	Date of Approval	Type of Construction Approval
213.	Mayunga Tito Hezroni of P.O Box 433, Dar es Salaam	Plot No. 249, Block "B", Mkundi area, Morogoro Municipality in Morogoro Region.	PSCA-2022-214	Morogoro	27-Oct-22	Retail outlet
214.	Hamud Salum Said T/A Easy Shellcom Oil of P.O Box 72217, Dar es Salaam	Plot No. 22, Block "A", Chamakweza area, Chalinze District Council in Coast Region	PSCA-2022-215	Coast	27-Oct-22	Retail outlet
215.	Bhoke Mhere Marwa of P.O. Box 74, Iramba	Plot No. 3 Block "GK" situated at Nala Chigongwe Area, in Dodoma Region	PSCA-2022-216	Dodoma	27-Oct-22	Retail outlet
216.	Yusuph Mohamed Kondo of P.O. Box 11560, Arusha	Plot No. 4142, Block "C", Mlimani Area, Muriet Ward, Arusha City Council, Arusha Region	PSCA-2022-217	Arusha	29-Dec-22	Retail outlet
217.	Farid Ahmed Bazar T/A Fab International Limited of P.O. Box 40667, Tanga	Plot No.738,740 and 742, Block "N", Pongwe Kati mtaa ,Pongwe ward, Tanga City Council in Tanga region	PSCA-2022-218	Tanga	29-Dec-22	Retail outlet
218.	Karim Aziz Bhanji of P.O. Box 2271, Dodoma	Plot No. 158 Block ZB situated at Mtumba, in Dodoma City, Dodoma Region	PSCA-2022-219	Dodoma	29-Dec-22	Retail outlet
219.	Afroil Investment Limited of P.O Box 38383, Dar es Salaam	Plot No. 182, Block "LD" Unyakumi Area, Singida Municipality in Singida Region	PSCA-2022-220	Singida	29-Dec-22	Retail outlet
220.	Ally Hemed Salum of P.O Box 219, Tabora	Plot No. 2, Block "B" Itetemia situated at Kipalapala Area in Tabora Region	PSCA-2022-221	Tabora	29-Dec-22	Retail outlet

S/N	Name	Location/Address	Construction Approval Number	Region	Date of Approval	Type of Construction Approval
221.	Nicodemus Henry Maganga of P.O Box 22, Mbogwe	Plot No. 2, Block "CD" Dodoma city, Dodoma Region	PSCA-2022-222	Dodoma	29-Dec-22	Retail outlet
222.	Ramadhani Hassani Kuteya of P.O Box 522, Singida	Itungukia Area, Singida Municipality in Singida Region	PSCA-2022-223	Singida	29-Dec-22	Retail outlet
223.	C.F. Ngumbi Investment Company Limited of P.O Box 82, Mafinga	Plot No. 2, block "X" situated at Kinyanambo Mafinga Urban Area in Mufindi District, Iringa Region.	PSCA-2022-224	Iringa	29-Dec-22	Retail outlet
224.	Seif Hassan Kawaye of P.O Box 610, Tabora	Nkiniziwa, Uyui District in Tabora Region	PSCA-2022-225	Tabora	29-Dec-22	Retail outlet
225.	Davmo Company Limited of P.O Box 6958, Dar es Salaam	Plot No. 52 & 53 Block "C" Mwegamile Village, Buigiri Ward, Chamwino District, Dodoma Region	PSCA-2022-226	Dodoma	29-Dec-22	Retail outlet
226.	John Wilbard Shirima of P.O Box 919, Singida	Plot No. 267 Block "HH" Mwenge Mtaa, Majengo Ward Singida Municipality, Singida Region	PSCA-2022-227	Singida	29-Dec-22	Retail outlet
227.	Wenda Service Station of P.O Box 1019, Iringa	Plot No.3, Block "A" situated at Wenda Village Iringa District, Iringa Region	PSCA-2022-228	Iringa	29-Dec-22	Retail outlet
228.	Vincent Fire Mwamakimbula of P.O. Box 102, Kyela	Kimande Village, Itunundu Ward, Iringa Vijijini, Iringa Region	PSCA-2022-229	Iringa	29-Dec-22	Retail outlet
229.	Wilbert Augustin Ibuge of P.O. Box 72788, Dar es Salaam	Plot No. 1, Block "A", Kilabela – Sengerema Urban Area, Sengerema District in Mwanza Region	PSCA-2022-230	Mwanza	29-Dec-22	Retail outlet

S/N	Name	Location/Address	Construction Approval Number	Region	Date of Approval	Type of Construction Approval
230.	Emmanuel Yeroboam Silaa of P.O. Box 367, Geita	Ntinachi village, Nyamilimilwa Ward, Geita District in Geita Region	PSCA-2022-231	Geita	29-Dec-22	Retail outlet
231.	Mwesiga Anacleth William of P.O. Box 72, Kyerwa	Nyamiyaga Village, Bugomora Ward, Kyerwa District in Kagera Region	PSCA-2022-232	Kagera	29-Dec-22	Retail outlet
232.	Salum Hashill Mahona T/A SFR Petrol Station of P.O. Box 80, Kigoma	Plot No. 234, Block "B", Msimba Area, Kigoma District in Kigoma Region	PSCA-2022-233	Kigoma	29-Dec-22	Retail outlet
233.	Damian Leonard Maginga T/A Nzera Energy Point of P.O. Box 1684, Mwanza	Nzera Village, Nzera Ward, Geita District in Geita Region	PSCA-2022-234	Geita	29-Dec-22	Retail outlet
234.	Masero Chacha Mwita of P.O. Box 291, Tarime	Kerende Village, Kemambo Ward, Tarime District in Mara Region	PSCA-2022-235	Mara	29-Dec-22	Retail outlet
235.	Ibrahimu Joseph Ochieng of P.O. Box 1207, Butiama	Mwibagi Village, Kyanyari Ward, Butiama District in Mara Region	PSCA-2022-236	Mara	29-Dec-22	Retail outlet
236.	Chacha Marwa Wambura T/A Ogunya Service Station of P.O. Box 1369, Musoma	Plot No. 68 & 70, Block – Medium Density, Bweri area, Musoma Municipality in Musoma Region	PSCA-2022-237	Mara	29-Dec-22	Retail outlet
237.	Comforty Solution Company Limited T/A Comforty Filling Station of P.O. Box 176, Mugumu	Ngararambe Village, Nyakahura Ward, Biharamulo District in Kagera Region	PSCA-2022-238	Kagera	29-Dec-22	Retail outlet
238.	Frester Investment Co. Ltd of P.O. Box 1369, Musoma	Plot No. 315, Block 'P', Mhongolo Ward, Kahama District in Shinyanga Region	PSCA-2022-239	Shinyanga	29-Dec-22	Retail outlet

S/N	Name	Location/Address	Construction Approval Number	Region	Date of Approval	Type of Construction Approval
239.	Lapin Company Limited of P.O. Box 7, Misungwi.	Mwasonge Village, Idetemya Ward, Misungwi District in Mwanza Region	PSCA-2022-240	Mwanza	29-Dec-22	Retail outlet
240.	Saloni Mbilinyi of P.O. Box 1124, Makambako	Plot No. 1, Block "M", Idofi, Makambako Urban Area in Njombe District.	PSCA-2022-241	Njombe	29-Dec-22	Retail outlet
241.	Lotar Marselin Nkondola of P. O. Box 143 Ruvuma	Plot No. 1, Block "A" Mkurusi, Kingosera Area in Mbinga District	PSCA-2022-242	Ruvuma	29-Dec-22	Retail outlet
242.	Afroil Investment Limited of P.O Box 38383, Dar es salaam	Plot No. P28455, Kwembe Area, Ubungo Municipality, Dar es salaam	PSCA-2022-243	Dar es Salaam	29-Dec-22	Retail outlet
243.	Alfred Arobogast Tarimo of P.O Box 7878, Dar es salaam	Plot No. P21348, Kiluvya Area, Ubungo Municipality, Dar es salaam	PSCA-2022-244	Dar es Salaam	29-Dec-22	Retail outlet
244.	Flavianus Momba Mahiti of P.O Box 77897, Dar es salaam	Plot No. P218945, Kinyerezi Area, Ilala Municipality, Dar es salaam	PSCA-2022-245	Dar es Salaam	29-Dec-22	Retail outlet
245.	Gobsan Company Limited of P.O Box 32164, Dar es salaam	Plot No. 29, Block K, Kiguza area, Mkuranga District, Coast Region	PSCA-2022-246	Coast	29-Dec-22	Retail outlet
246.	Delphina Augustino Ngowi of P.O Box 67315, Dar es salaam	Plot No. P21971, Tegeta `A` area, Ubungo Municipality in Dar es Salaam Region	PSCA-2022-247	Dar es Salaam	29-Dec-22	Retail outlet
247.	BWB Energies Limited of P.O Box 104, Dar es Salaam	Sagamaganga Village, Ifakara Area, Kilombero District Council, in Morogoro Region	PSCA-2022-248	Morogoro	29-Dec-22	Retail outlet
248.	Ponsian Bayona T/A Bayona Filling Station of	Plot No. 367 & 368, Block "G", Bunju Area, Kinondoni	PSCA-2022-249	Dar es Salaam	29-Dec-22	Retail outlet

S/N	Name	Location/Address	Construction Approval Number	Region	Date of Approval	Type of Construction Approval
	P.O Box 68068, Dar es Salaam	Municipality in Dar es Salaam Region				
249.	Asif Karim Dhalla T/A Nufast Deliveries of P.O Box 68068, Dar es Salaam	Plot No.1, Block “DD”, Chamakweza Area, Chalinze District Council in Coast Region	PSCA-2022-250	Coast	29-Dec-22	Retail outlet
250.	ATN Mwanagati of P.O Box 683, Dar es Salaam	Plot No. 23, Block “6”, Mwanagati Area, Ilala Municipality in Dar Es Salaam Region	PSCA-2022-251	Dar es Salaam	29-Dec-22	Retail outlet
251.	Mustapha Abdallah Abdul T/A California Shop of P.O Box 10, Kilwa	Plot No.5, Block “A”, Kisangi area, Kilwa District in Lindi Region.	PSCA-2022-252	Lindi	29-Dec-22	Retail outlet
252.	ATN Barakuda of P.O Box 683 Dar es Salaam	Plot No.2067 & 2068, Block “C”, Tabata Barakuda Area, Ilala Municipality in Dar es Salaam Region	PSCA-2022-253	Dar es Salaam	29-Dec-22	Retail outlet
253.	Karimu Liputa Mwahali of P.O Box 45, Mtwara	Plot No.1, Block “B”, Mangamba Area, Mtwara Municipality in Mtwara Region	PSCA-2022-254	Mtwara	29-Dec-22	Retail outlet

Appendix 8: List of petroleum facilities constructed without construction approvals in year 2022

S/N	Name of Facility	Location	Facility Type
1.	Delldelta Refueling Petrol Station	Mbinga -Ruvuma	Consumer Installation
2.	Delvine Transportation and Supply	Vianzini Village - Mkuranga - Coast Region	Consumer Installation
3.	National Housing Corporation	Arusha	Consumer Installation
4.	Said Salim Bakharesa and CO. Ltd -Kurasini Parking Area	Dar es Salaam	Consumer Installation
5.	Abas Amir Kapinga - Mpetembe Oil Petrol Station	Songea	Retail Outlet
6.	Abdi Mbaraka Pemba Petrol Station	Losirwa Village -Monduli - Arusha	Retail Outlet
7.	Africa Energy Limited – Temeke Petrol Station	Dar es Salaam	Retail Outlet
8.	Ahmed Abdallah Bongi - King Junior Petrol Station	Mtwara	Retail Outlet
9.	Aminata Mafuta Processing Industry Co. Limited	Kisarawe - Coast Region	Retail Outlet
10.	Darpc Energy Limited - Kunduchi Petrol Station	Dar es Salaam	Retail Outlet
11.	DEM Petrol Station - Mlimwa, South	Dodoma	Retail Outlet
12.	Domician Nyambi Mkufu Filling Station	Ntinachi Village -Geita	Retail Outlet
13.	Eliud Loitu Mollel Filling Station	Engarenaibor Village -Longido - Arusha	Retail Outlet
14.	Gapco Tanzania Limited – Uyole Petrol Station	Mbeya	Retail Outlet
15.	George Simbachawene Petrol Station	Dodoma	Retail Outlet
16.	Gift Ndanshau Petrol Station	Nkwini Village -Same - Kilimanjaro	Retail Outlet

S/N	Name of Facility	Location	Facility Type
17.	Ima Oil Co. Ltd Filling Station	Kifuri Village -Mwanga - Kilimanjaro	Retail Outlet
18.	Jamal Abdallah Tamimu Filling Station	Mabamba Village, Kibondo - Kigoma	Retail Outlet
19.	Kitema Oil Investment - Muyama Filling Station	Muyama Village -Buhigwe - Kigoma	Retail Outlet
20.	Kuringe Transport Company Ltd T/A Kuringe Engarenaibor Petrol Station	Engarenaibor Village -Longido - Arusha	Retail Outlet
21.	Kuringe Transport Company Ltd T/A Kuringe Mundarara Petrol Station	Mundarara Village -Longido - Arusha	Retail Outlet
22.	Lake Oil Holding - Muleba Petrol Station	Muleba Kagera	Retail Outlet
23.	Lake Oil Limited - Msasani Village Petrol Station	Dar es Salaam	Retail Outlet
24.	Lake Oil Limited - Salasala Petrol Station	Dar es Salaam	Retail Outlet
25.	Lake Oil Limited - Tandika Petrol Station	Dar es Salaam	Retail Outlet
26.	Lake Oil Limited - Tegeta-Wazo Petrol Station	Dar es Salaam	Retail Outlet
27.	Lake Oil Ltd - Mbezi Luis Petrol Station	Dar es Salaam	Retail Outlet
28.	Lake Oil Ltd -Buguruni Mataa Petrol Station	Dar es Salaam	Retail Outlet
29.	Leonia Joseph Makubi Petrol Station	Kabita Village, Kabita Ward-Busega District in Simiyu Region	Retail Outlet
30.	Marwa William Matiku - Williamson Filling Station	Simiyu Village Itilima - Simiyu	Retail Outlet
31.	Mcharo Filling Station	Hedaru - Same - Kilimanjaro	Retail Outlet

S/N	Name of Facility	Location	Facility Type
32.	Mkombozi Lusana- Mkombozi Nangemelo Petrol Station, Nyamwage Village, Rufiji	Coast Region	Retail Outlet
33.	Mount Meru Petroleum Ltd - Mbezi Luis Petrol Station	Dar es Salaam	Retail Outlet
34.	Mtweve Oil Ltd - Ifumbo Petrol Station	Ifumbo Village -Chunya - Mbeya	Retail Outlet
35.	Musa Mungo Chole - Maganzo Petrol Station	Shinyanga	Retail Outlet
36.	Nasser Abdullah Saeed Energy Limited Petrol Station	Dar es Salaam	Retail Outlet
37.	Petroafrica (T) Limited - Makambako Service Station	Makambako - Njombe	Retail Outlet
38.	Puma Energy Tanzania Limited - Seronera Service Station	Serengeti National Park - Mara	Retail Outlet
39.	Richard Juma Manyilizu Filling Station	Muda Village, Nyaguge Ward-Magu District in Mwanza Region	Retail Outlet
40.	Rosemary Ludovick Kimaro-Nditiye Filling Station	Busunzu Village, Busunzu Ward, Kibondo District Kigoma Region	Retail Outlet
41.	Safari Masesa Masasi - Nyamilembe Filling Station	Nyamilembe Village Chato - Geita	Retail Outlet
42.	Samira Khalfan Amour Filling Station	Kikoma Village, Lusahunga Ward, Biharamulo District in Kagera Region	Retail Outlet
43.	Semeni Saidi Ulanga Semeni Filling Station	Dar es Salaam	Retail Outlet

S/N	Name of Facility	Location	Facility Type
44.	Sindano Daniel Salima Petrol Station	Murangi Village, Musoma Rural District, Mara Region	Retail Outlet
45.	Tryphone Shilekelo Male Petrol Station	Sengerema - Mwanza	Retail Outlet
46.	Tumaini Josia Busiliye & Jusilu Tanada Bihahazo Enterprises Filling	Vikindu - Coast Region	Retail Outlet

Appendix 9: Summary of Petroleum HSE Incidents Investigated in 2022

SN	Incident and Location	Incident Description	Incident Impact(s)	Corrective Actions
1	1. Petroleum road tanker with registration number T723 DPJ/ T980 CQD owned by Lake Trans Limited overturned on 16th April 2022 at River Kiwira, Kiwira Area, Rungwe District in Mbeya Region and caused spillage of petroleum products	An incident was caused loss of control by the driver due to sharp corner and steep slope at the area that resulted to overturn of fuel road tanker at a bridge of river Kiwira	Impacts are: (a) Loss of diesel product (33,000 litres of diesel); (b) Environmental Pollution; and (c) Death of tanker driver and one passenger.	The Authority ordered the owner of the consignment: (i) to consult NEMC for guidance on cleaning up and restoration of the polluted area to its original state; and (ii) to inform the Authority after cleaning the site by submitting supporting evidence to show that clean-up of the polluted area has been done and is complete
2	2. Petroleum road tanker with registration number BCD3176ZM/BCD3222ZM owned by Dalbit Petroleum Ltd was involved in an accident on 20 th May 2022 at Misugusugu area, Kibaha District in Coast Region.	(The incident involved a road fuel tanker with Registration No. BCD3176ZM/BCD3222ZM carrying PMS that was being transited from Dar es Salaam to Congo. The truck collided with another truck which was parked along Morogoro road	Impacts are: (a) Loss of petrol product (quantity was not established); (b) Environmental Pollution; and (c) The truck was completely burnt	The Authority ordered the owner of the consignment: (i) to consult NEMC for guidance on cleaning up and restoration of the polluted area to its original state; and (ii) to inform the Authority after cleaning the site by submitting supporting evidence to show that

SN	Incident and Location	Incident Description	Incident Impact(s)	Corrective Actions
				clean-up of the polluted area has been done and is complete
3	3. A road fuel tanker with Reg. No. T409 CQF / T812 CKY was involved in an accident at Mwakibete area in Mbeya City. The tanker was loaded with diesel to be offloaded at a retail outlet in Chapwa area – Tunduma, Momba district in Songwe region.	The tanker was loaded with diesel to be offloaded at a retail outlet in Chapwa area – Tunduma, Momba district in Songwe region. The loaded product belonged to Olympic Petroleum Tanzania Limited who was also the transporter of the cargo.	Impacts are: (a) Minor injuries to the driver; (b) Loss of products 12,700 litres of AGO; (c) Environmental pollution due to oil spillages; and (d) Damage to the road fuel tanker truck.	The Authority informed NEMC and LATRA about the accident and also ordered the owner of the consignment to: (i) consult NEMC for guidance on cleaning and restoration of the polluted area back to its original state; and (ii) once clean-up completed, should inform the Authority by submitting supporting evidence that

SN	Incident and Location	Incident Description	Incident Impact(s)	Corrective Actions
				clean-up of the polluted area has been done as required.
4	4. Fire incident occurred on 03rd June 2022 at Mansoor Industries Limited (MOIL) fuel storage depot located on Plot no. 64-67, Vijibweni Industrial Area, Kigamboni District in Dar Es Salaam Region	During an operation that took place day and night for long hours as the company was having about six hundred (600) orders to load products and delivery to their respective customers, fire incident occurred. The source of the fire is ball bearings getting extreme heat that caused it to fail to move around and dissipates heat in a shaft connected to a fuel pump of AGO that has a device to prevent fuel leakage (mechanical seal).	The loss caused by the incident was not established	The Authority ordered MOIL to: (i) remove temporary timber roofing structure surrounding pump house and combustible material; and (ii) improve housekeeping inside the tank farm and at pump house and not to use Pump No.1 until proper maintenance is done to the pump including adhering to safe instructions

SN	Incident and Location	Incident Description	Incident Impact(s)	Corrective Actions
5	5. The incident occurred at Majawanga area, Chiwe Ward, Mlali Division, Kongwa District in Dodoma. It involved a road fuel tanker owned by GBP Tanzania Ltd with Reg. No. T870 DDW/T853 AGS carrying diesel that was being transported to Mwanza. There was no harm to property and the driver sustained minor injuries	The fuel tanker owned by GBP Tanzania Ltd with Registration No. T870DDW/T853AGS had loaded 40,000 L of diesel (AGO) from Tanga Port that was being transited to Mwanza. Oil spills ranging to about 52 m long and 39 m wide along the Dodoma – Morogoro Road were found at the scene.	Impacts are: (a) Loss of diesel product (quantity was not established); and (b) Environmental Pollution due to spillage	The Authority informed NEMC and LATRA about the accident and also ordered the owner of the consignment to: (i) consult NEMC for guidance on cleaning and restoration of the polluted area back to its original state; and (ii) once clean-up completed, should inform the Authority by submitting supporting evidence that clean-up of the polluted area has been done as required.