



THE UNITED REPUBLIC OF TANZANIA
MINISTRY OF ENERGY

ENERGY AND WATER UTILITIES
REGULATORY AUTHORITY
(EWURA)



THE MID AND DOWNSTREAM PETROLEUM SUB SECTOR PERFORMANCE REVIEW REPORT FOR YEAR 2021





THE UNITED REPUBLIC OF TANZANIA
MINISTRY OF ENERGY

**ENERGY AND WATER UTILITIES
REGULATORY AUTHORITY
(EWURA)**




**THE MID AND DOWNSTREAM PETROLEUM
SUB SECTOR PERFORMANCE REVIEW
REPORT FOR YEAR 2021**

Energy and Water Utilities Regulatory Authority,
EWURA House, Plot No 3, Block AD, Medeli West,
P.O. Box 2857, Dodoma, Tanzania.
Tel: +255 (0) 26 232 9002/3,
Fax: +255 (0) 26 232 9005,

TABLE OF CONTENTS

CHAIRMAN'S STATEMENT	v
FOREWORD	vi
ABBREVIATIONS AND ACRONYMS.....	vii
EXECUTIVE SUMMARY	viii
1. INTRODUCTION	1
1.1 Regulatory Instruments and Standards	1
1.1.1 Legislations	1
1.1.2 Petroleum Products and Infrastructure Standards	1
1.1.3 Petroleum Products Standards.....	2
1.1.4 Petroleum Infrastructure Standards.....	2
2. LIQUID PETROLEUM PRODUCTS INFRASTRUCTURE.....	3
2.1 Offloading/Receiving Facilities.....	3
2.2 Petroleum Storage Terminals.....	3
2.2.1 Receiving terminals.....	3
2.2.2 Inland storage depot.....	4
2.3 TAZAMA Receiving Terminal.....	4
2.4 Transportation Infrastructure.....	4
2.5 Petrol Stations.....	4
3. LIQUID PETROLEUM PRODUCTS SUPPLY AND CONSUMPTION.....	6
3.1 Importation of Petroleum Products through the Bulk Procurement System	6
3.2 Quantities of Imported Liquid Petroleum Products	7
3.3 Consumption of Liquid Petroleum Products.....	9
3.3.1 Petrol Station Sales.....	9
3.3.2 Aviation Fuel Consumption and Distribution.....	10
3.4 Stock Availability	11
4. PRICES OF LIQUID PETROLEUM PRODUCTS.....	13
4.1 Trend of World Prices for Petroleum Products.....	13
4.1.1 World Market Crude Oil Prices.....	13
4.1.2 World Refined Petroleum Products Market Prices	14
4.2 Domestic Petroleum Product Prices.....	15
4.2.1 Exchange Rate.....	18
4.2.2 Demurrage Costs	20
4.2.3 Relationship between FOB prices and Local pump prices.....	23
4.3 Market Share of Oil Marketing Companies.....	24
5. INFRASTRUCTURE AND SUPPLY OF LIQUEFIED PETROLEUM GAS	26
5.1 LPG Facilities	26
5.2 LPG Imports.....	26
5.3 Monitoring Market Share of Liquefied Petroleum Gas Marketing Companies	27
6. SUPPLY OF LUBRICANTS	30
7. LICENSING ACTIVITIES	32

8. COMPLIANCE MONITORING AND ENFORCEMENT	33
8.1 Monitoring Compliance to Petroleum Infrastructure Standards	33
8.2 Monitoring Compliance to Petroleum Products Quality	33
8.3 Monitoring Compliance with Fuel Marking Programs.....	34
8.4 Compliance Monitoring of Fuel Marker Concentration Levels	36
8.5 Monitoring Compliance with the Price Setting Rules	37
8.6 Monitoring Facilities Constructed Without Construction Approvals.....	37
8.7 Monitoring Compliance to HSE in Petroleum Operations and Transportation	38
9. ENVIRONMENTAL IMPACT ASSESSMENT AND AUDIT REVIEW	42
10. INCIDENT INVESTIGATIONS	43
11. KEY ACHIEVEMENTS, CHALLENGES AND WAY FORWARD	45
12. CONCLUSION.....	46



CHAIRMAN'S STATEMENT


On behalf of the EWURA Board of Directors, I am delighted to present the eighth Mid and Downstream Petroleum Subsector Performance Report for the year 2021. The report provides information on relevant matters in the sub-sector, including legal instruments governing the subsector, available infrastructure, licensed operators and importation and distribution of petroleum products in the country.

This report identifies potential areas of investment to ensure sufficient supply of petroleum products throughout the country. As a regulatory body, EWURA continued to oversee all matters related to importation of petroleum products to ensure there is security of supply; and conducted monitoring activities to ensure that petroleum facilities meet the required standards and products that are distributed meet the set quality standards. EWURA also developed and oversaw implementation of regulatory tools and guidelines that facilitate distribution of petroleum products in a manner that is compliant to health, safety and environmental standards. This includes regulatory tools that promote construction of petrol stations in rural areas and safe distribution of LPG so as to reduce the use of traditional energy sources that have a negative impact on human health and the environment.

It is worth noting that in the period under review, the subsector recorded significant achievements in various areas, such as continued stability of the security of supply of petroleum products in the country; improved petroleum infrastructure and petroleum products quality; petroleum products pump prices being kept in line with the trend of world market prices; and an increase in the number of petrol stations in rural areas that ensured sustainable supply of petroleum products in those areas.

I would like to extend my gratitude to the Ministry of Energy, the Ministry of Water and all stakeholders in the mid and downstream petroleum subsector for their continued support and co-operation.

Finally, I take this opportunity to congratulate my colleagues, the EWURA Board members, Management and Staff for their commitment, dedication and insightful contributions aimed at developing this very important subsector.



Ahmad Kilima
DEPUTY BOARD CHAIRMAN
April, 2022

FOREWORD

EWURA is mandated to regulate the mid and downstream petroleum subsector in mainland Tanzania pursuant to the Petroleum Act, Cap 392 together with the Energy and Water Utilities Regulatory Authority (EWURA) Act, Cap 414. The Authority accomplishes its regulatory roles by undertaking technical, economic and safety regulatory functions.

This report provides information and data regarding the performance of the mid and downstream petroleum subsector in mainland Tanzania. Importation of petroleum products for local consumption increased by 11% from 3.56 billion litres in the year 2020 to 3.96 billion litres in 2021, while petroleum imports for transit to neighbouring countries increased by 40% from 2.22 billion litres in year 2020 to 3.11 billion litres in 2021. In total, imports of petroleum products in 2021 amounted to 7.07 billion litres, which is an increase of 22% from 5.78 billion litres imported in 2020. The rise in petroleum imports is attributed to increased economic activities in 2021 after a slowdown in 2020 particularly in neighbouring countries that imposed lockdowns for some months due to the outbreak of the coronavirus pandemic.

LPG importation also continued to grow, with imports reaching 248,216 metric tonnes (MT) in the year 2021, which is a 28% increase from 194,597 MT imported in 2020. The Government and LPG marketing companies will continue to build awareness to the public on the importance and advantages of using LPG as a cleaner energy source. The lubricants market also grew by 7% with total imports and blended quantities reaching 55.52 million litres, having increased from 51.77 million litres that were imported and blended in 2020.

In the year under review, global crude oil prices increased by 63% to an average price of 70.76 USD/BBL compared to an average price of 43.34 USD/BBL recorded in the year 2020. Consequently, the FOB prices of refined products and local pump prices also increased. The increase in crude oil prices was due to low supply of petroleum products while demand for the products increased after most countries eased or ended lockdowns following availability of COVID-19 vaccinations.

EWURA has continued to regulate the mid and downstream petroleum subsector by ensuring the subsector is streamlined. EWURA ensured there is security of supply throughout the year and continued to undertake inspections to ensure petroleum operations are conducted in compliance to the applicable laws, standards and best petroleum industry practices.

I hope that this report will provide useful information to guide investors on areas of opportunities for investment so that petroleum products are made available throughout the country in a manner that is most efficient and effective while adhering to health, safety and environmental concerns.



Eng. Godfrey H. Chibulunje
ACTING DIRECTOR GENERAL
April, 2022

ABBREVIATIONS AND ACRONYMS

AGO	Automotive Gasoil
BPS	Bulk Procurement System
BoT	Bank of Tanzania
BBL	Barrel
CIF	Cost, Insurance and Freight
DWT	Dead Weight Tonnage
EA	Environmental Audit
EIA	Environmental Impact Assessment
EWURA	Energy and Water Utilities Regulatory Authority
FOB	Free on Board
GFI	Global Fluid International
GIS	Geographic Information System
GN	Government Notice
HFO	Heavy Furnace Oil
HSE	Health, Safety and Environment
IDO	Industrial Diesel Oil
IK	Illuminating Kerosene
IEA	International Energy Agency
KOJ ₁	Kurasini Oil Jetty 1
KOJ ₂	Kurasini Oil Jetty 2
LPG	Liquefied Petroleum Gas
L	Litres
m ³	Cubic metres
MoE	Ministry of Energy
MT	Metric Ton
NEMC	National Environment Management Council
OMCs	Oil Marketing Companies
OPEC	Organization of Petroleum Exporting Countries
PBPA	Petroleum Bulk Procurement Agency
PMS	Petroleum Motor Spirit
SBM	Single Buoy Mooring
TAZAMA	Tanzania Zambia Oil Pipeline
TBS	Tanzania Bureau of Standards
TIPER	Tanzania International Petroleum Reserve
TPA	Tanzania Ports Authority
TPDC	Tanzania Petroleum Development Corporation
TRA	Tanzania Revenue Authority
TShs	Tanzania Shillings
TZS	Tanzania Shillings
USD	United States Dollar
%	Per cent

EXECUTIVE SUMMARY

Section 30(1) of the Petroleum Act, Cap 392 mandates EWURA to perform technical, economical and safety regulatory functions in respect to mid and downstream petroleum activities in mainland Tanzania. In discharging its functions, EWURA is required to regulate the subsector in an effective, efficient and transparent manner. In that regard, EWURA prepares annual performance reports which provide data and information on the petroleum subsector for public consumption.

This is the eighth Mid and Downstream Petroleum Subsector Performance Report highlighting key information regarding the subsector. The report includes the regulatory tools governing the subsector, applicable standards and the performance of the subsector in the year 2021.

Infrastructure

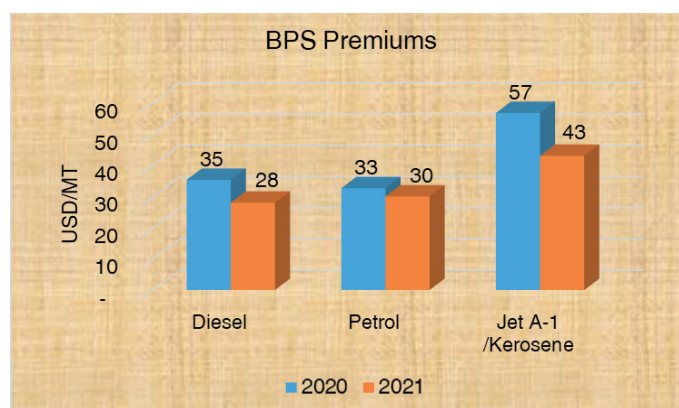
Key petroleum infrastructures in the mid and downstream subsector are: berthing facilities at Dar es Salaam, Tanga and Mtwara ports, petroleum products receiving and storage terminals and distribution facilities.

Tanzania mainland has 23 operational petroleum receiving terminals located around Dar es Salaam, Tanga and Mtwara ports with a total storage capacity of 1,409,244 cubic metres. There are six Liquefied Petroleum Gas (LPG) storage facilities with a total storage capacity of 15,750 MT. By the end of 2021, there were 1,997 operating petrol stations whereby 279 are located in rural areas.

Berthing Facility	Maximum Vessel Capacity (DWT)
Single Buoy Mooring (SBM) at Dar es Salaam port	150,000
Kurasini Oil Jetty 1 (KOJ ₁) at Dar es Salaam port	45,000
Kurasini Oil Jetty 2 (KOJ ₂) at Dar es Salaam port	5,000
Tanga	40,000
Mtwara	38,000

Bulk Procurement System (BPS)

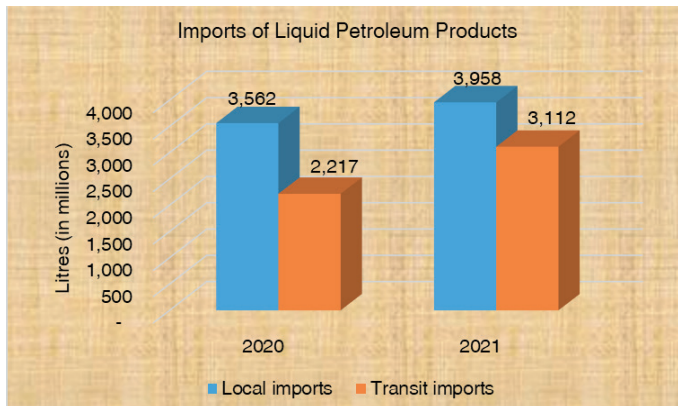
Bulk Procurement System (BPS) continued to be the means of procuring the main liquid petroleum products which are petrol, diesel, kerosene and Jet A-1 with products being imported through Dar es Salaam, Tanga and Mtwara ports. During the period under review, the Petroleum Bulk Procurement Agency (PBPA) awarded 107 BPS contracts to suppliers that won BPS tenders for supply of petroleum products to Tanzania.



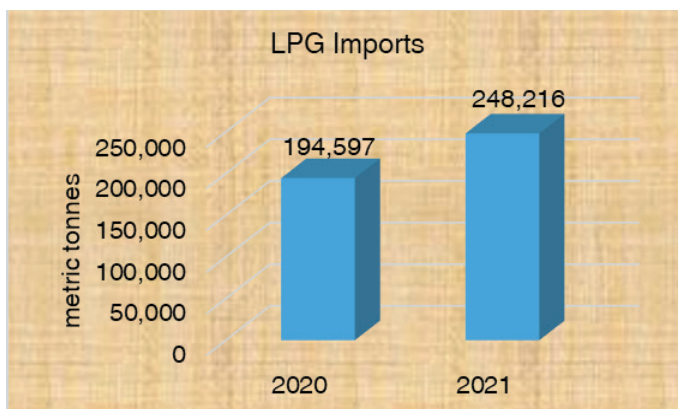
The weighted average of the premium tendered by suppliers that won the BPS tenders in year 2021 were 28 USD/MT for diesel, 30 USD/MT for petrol and 43 USD/MT for Jet A1/Kerosene. The weighted average premium for diesel, petrol and Jet A-1/ kerosene in the year 2021 decreased by 20%, 9% and 25% respectively compared the weighted average premiums of the products in 2020.

Importation of Petroleum Products

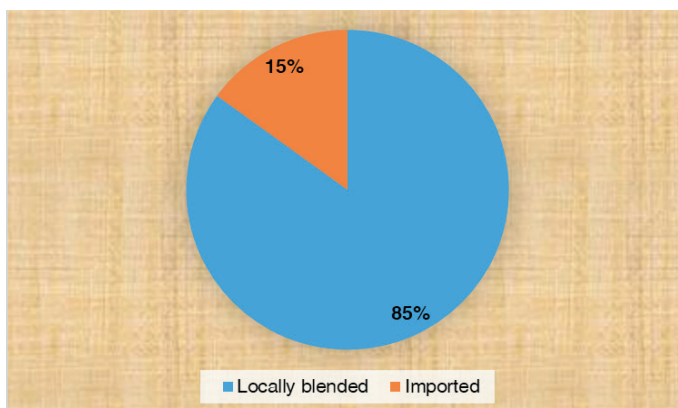
Importation of liquid petroleum products increased by 22% from 6.15 billion litres imported in 2020 to 7.07 billion litres imported in 2021. Local imports increased by 11% while transit imports increased by 40%. The increase is mainly attributed to increased economic activities, particularly in neighbouring countries that ended lockdowns implemented in 2020 due to the coronavirus outbreak.



LPG importation increased by 28% from 194,597 MT imported in 2020 to 248,216 MT imported in 2021 due to efforts done by the Government and LPG marketing companies (LMCs) to create awareness to the public on the importance of using LPG as a cleaner alternative to traditional fuels such as charcoal, firewood and kerosene coupled with market promotions done by LMCs.

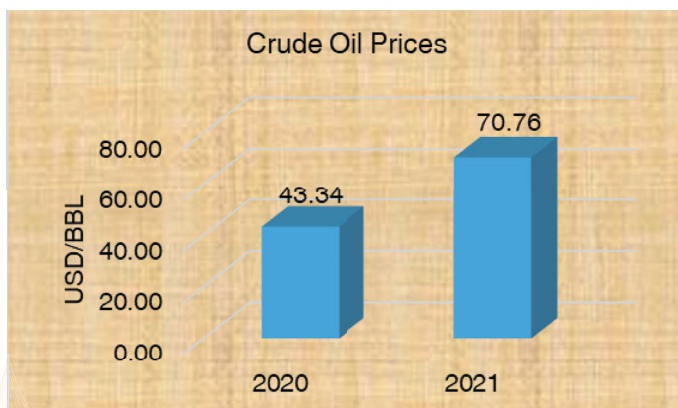


In the year under review, the quantity of lubricants supplied into the market was 55.52 million litres which is a 7% increase from 51.77 million litres supplied in 2020. Out of the quantity that was supplied in 2021, 85% was from locally blended products and the remaining quantity was from imports.

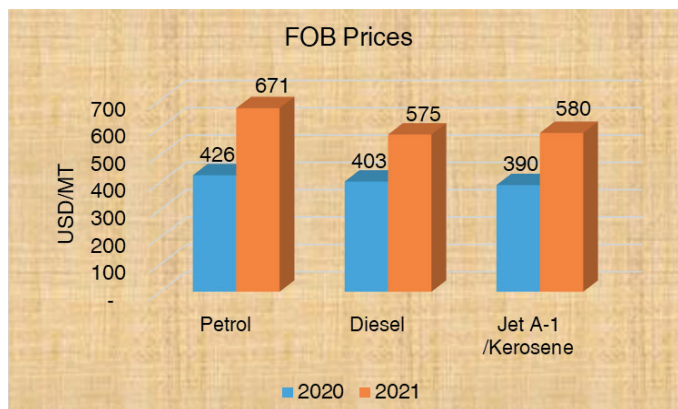


Petroleum Prices

The average crude oil price in 2021 was 70.76 USD/BBL which is an increase of 63% compared to the average crude oil price of 43.34 USD/BBL in the year 2020. The increase in global crude oil prices was due to low supply of petroleum products while demand increased after the ease or end of lockdowns which were implemented in many countries in 2020 to curb the outbreak of coronavirus pandemic.



The increase in crude oil prices also subsequently led to the increase in prices of refined products. In the year under review, the FOB prices of petrol, diesel and kerosene/ Jet A-1 increased by 58%, 43% and 49% respectively compared to the average FOB prices recorded in 2020.



Compliance Monitoring of Petroleum Facilities

During the period under review, EWURA inspected 809 petroleum facilities in mainland Tanzania to check compliance to applicable laws, licence terms and conditions, standards and best petroleum industry practices. Out of the inspected petroleum facilities, 495 facilities, equivalent to 61%, complied with all requirements at the time of inspection, which is a decline from the compliance level of 71% attained in 2020. The Authority took legal action against operators whose facilities were found to be non-compliant, including closure of the facilities until the respective operators rectified the observed anomalies. The Authority will continue to conduct regular compliance monitoring and enforcement in order to ensure all petroleum facilities comply with the applicable laws, standards and best petroleum industry practices.

Monitoring of the Quality of Petroleum Products Distributed in the market

During the period under review, EWURA collected 942 samples from petroleum facilities in order to check conformity to quality standards. Out of the collected samples, 58 samples, equivalent to 6.16%, did not conform to standards. This is an improvement from the non-compliance level of 12.19% attained in 2020. Legal action was taken against operators that were found with non-conforming products.

Investigations into Illegal Petroleum Operations

During the period under review, eight (8) operators were found to be undertaking petroleum activities in a manner that is detrimental to HSE requirements. Out of those operators, five (5) were found conducting illegal re-filling of LPG cylinders while three (3) were found storing LPG cylinders in confined stores. Legal action was taken against the persons found undertaking illegal operations.

Challenges in the Petroleum Mid and Downstream Subsector

The main challenges that still face the subsector are: lack of a Single Receiving Terminal (SRT) for white petroleum products so as to ensure products are received within a short period of time and hence reduce demurrage costs; limited capacity of LPG offloading facility at the ports; inadequate investments in petrol stations in rural areas; smuggling of petroleum products from neighbouring countries; high starter pack cost which limits the increase of users of LPG, especially low income earners; and continued illegal re-filling of LPG cylinders.



1. INTRODUCTION

The Mid and Downstream Petroleum Subsector Performance Report is published by the Energy and Water Utilities Regulatory Authority (EWURA) on an annual basis. In the series, this is the eighth edition since the first report was published in 2014. The report provides data and information regarding the regulatory tools used in regulating the subsector, available petroleum infrastructure, petroleum products importation, movement of petroleum products and prices in the world and local market, performance of the fuel marking program and operators' compliance to various legislation, including supply of products that meet national quality standards as provided by the Tanzania Bureau of Standards (TBS).

1. Regulatory Instruments and Standards

The mid and downstream petroleum subsector is regulated using various legal instruments and standards. These instruments include: The National Energy Policy 2015, the Petroleum Act 2015 Cap 392, EWURA Act, Cap 414 and other cross-cutting regulatory instruments.

1.1.1 Legislation

In addition to the aforementioned legislative tools, there are various subsidiary legislation that are used in regulating the mid and downstream petroleum subsector. These include:

- (i) The Petroleum (General) Regulations, 2011 GN. No. 163
- (ii) The Petroleum (Bulk Procurement) Regulations, 2017 GN. No. 198
- (iii) The Petroleum (Wholesale, Storage, Retail and Customer Installation Operations) Rules, 2020 GN. No. 817
- (iv) The Petroleum (Retail Operations in Townships and Villages) Rules, 2020 GN. No. 818
- (v) The Petroleum (Liquefied Petroleum Gas Operations) Rules, 2020 GN. No. 825
- (vi) The Petroleum (Marine Loading and Offloading) Rules, 2018 GN. No. 379
- (vii) The Petroleum (Refinery Operations) Rules, 2018 GN. No. 378
- (viii) The Petroleum (Lubricants Operations) Rules, 2020 GN. No. 50
- (ix) The Petroleum (Waste Recycling) Rules, 2017 GN. No. 220
- (x) The Petroleum (Sampling and Testing) Rules, 2010 GN. No. 211
- (xi) The Petroleum (Marking and Quality Control) Rules, 2010 GN. No. 210
- (xii) The Petroleum (Pipeline Operations) Rules, 2015 GN No. 477
- (xiii) The Petroleum (Licensing Fees) Rules, 2020 GN. No. 816
- (xiv) The Petroleum (Bitumen and Petcoke Operations) Rules, 2016 GN. No. 99
- (xv) The Energy and Water Regulatory Authority (Petroleum Products Price Setting) (Amendment) Rules, 2022 GN. No. 5 and its subsequent amendments;
- (xvi) Energy and Water Utilities Regulatory Authority (Compounding of Offences) Regulations, 2020 GN. No. 397; and
- (xvii) The Petroleum (Condensate Operations) Rules 2021 GN. 395.

1.1.2 Petroleum Products and Infrastructure Standards

Pursuant to section 30(2) (b) of the Petroleum Act, Cap. 392, EWURA is mandated to monitor the quality and standards of petroleum products. In performing its regulatory activities, the Authority ensures that petroleum products and infrastructure comply with standards, whereby the Tanzania

Bureau of Standards (TBS) is the statutory body in mainland Tanzania whose main responsibility, among others, include formulation of standards. In developing Tanzanian standards related to petroleum products and facilities, TBS involves key stakeholders, including EWURA. International standards are used in the absence of national standards. The list of applicable national standards is as shown below:

1.1.3 Petroleum Products Standards

- (i) TZS 580:2017 (3th Ed) Illuminating Kerosene (IK) – specification;
- (ii) TZS 798:2017 (2nd Ed) Automotive Service Greases – specification;
- (iii) TZS 818:2004 (1st Ed) Liquefied Petroleum Gas – specification;
- (iv) TZS 647:2014 Engine Oils – Minimum Performance – specification;
- (v) TZS 667:2018 (2nd Ed) Motor Vehicle Brake Fluids – specification;
- (vi) TZS 673:2016 (2nd Ed) Fuel Oil specifications;
- (vii) TZS 672:2012 (4th Ed) EAS 158:2012 ICS 75.160.20: Automotive gasoline (premium motor spirit) – specification;
- (viii) TZS 674:2012 (2nd Ed) EAS 177:2012 ICS 75.160.20: Automotive gasoil (automotive diesel) – specification;
- (ix) TZS 1099: 2017 (2nd Ed) Automotive Biodiesel Fuel specifications; and
- (x) TZS 1068 (9):2008/ISO 6743-9 Lubricants, Industrial Oils and related products (Class I) Classification – Part 9: Family X (Greases);
- (xi) TZS 666: 2017 (2nd Ed)– Aviation Turbine Fuel (Jet-A1) Specifications;
- (xii) TZS 1074: 2009 (1st Ed) -ISO 12922: 1999 – Lubricants, industrial oils and related products (class L) - Family H (hydraulic systems) Specifications for categories HFAE, HFAS, HFB, HFC, HFDR AND HFDU
- (xiii) TZS 1073: 2018(2nd Ed) -ISO 15380: 2002 – Lubricants, industrial oils and related products (class L)-Family H (Hydraulic systems- Specification for categories HETG, HEPG HEES and HEPR;
- (xiv) TZS 1066(Part 99): 2009 (1st Ed)- ISO 6743-99: 2002 – Lubricants, industrial oils and related products (class L) – Classification – General; and
- (xv) TZS 675: 2018 (4th Ed) – Multipurpose automotive gear lubricants (EP) – Specification.

1.1.4 Petroleum Infrastructure Standards

- (i) TZS 1076: 2009 (1st Ed) – Selection, specification, installation, operation and maintenance of automatic liquid level and temperature measuring instruments on petroleum storage tanks;
- (ii) TZS 1113:2009 (1st Ed) – Depots for the storage of petroleum products;
- (iii) TZS 1115: 2009 (1st Ed) – Petroleum Products Retail Outlets;
- (iv) TZS1114:2015 (2nd Ed) – Road transport vehicles, containers and equipment used for the transportation of dangerous petroleum products;
- (v) TZS 1079: 2009 (1st Ed) – Installation of underground storage tanks, pumps/ dispensers and pipework at service stations and consumer installation; and
- (vi) TZS 1007:2008 (1st Ed) – Code of practice for cleaning of petroleum storage tanks and disposal of sludge.

2. LIQUID PETROLEUM PRODUCTS INFRASTRUCTURE

The available infrastructure in the Mid and Downstream petroleum subsector include offloading facilities, petroleum receiving and storage terminals, petroleum retail outlets (petrol stations), LPG storage and re-filling facilities and lubricant blending plants.

2.1 Offloading/Receiving Facilities

All liquid petroleum products are imported using marine tankers which are received through berthing facilities located at Dar es Salaam, Tanga and Mtwara ports. The ports are also used to receive petroleum products destined to neighbouring landlocked countries of Zambia, Uganda, DRC, Malawi, Rwanda, and Burundi with most of the imports being received through Dar es Salaam port.

Mtwara port is designated to receive petroleum products mainly to serve the demand for Mtwara, Lindi and Ruvuma regions whereas Tanga port is designated to receive petroleum products mainly to serve the demand of the other regions of Tanga, Kilimanjaro, Manyara and Arusha. Nonetheless, products received through the two ports can be distributed to other regions and transited to neighbouring countries. **Table 1** indicates the maximum safe operating capacity and products received at the berthing facilities at each port.

Table 1: Maximum Safe Operating Capacity and Products Received by Berthing Facility at each Port

S/N	Name of the Port	Maximum Safe Operating Capacity of the Vessels that be handled (DWT)	Products that can be Received through the facility
1	Dar es Salaam		
	SBM	150,000	Diesel and Crude Oil
	KOJ ₁	45,000	Petrol, Heavy Fuel Oil (HFO), Kerosene, Jet A-1 and Diesel
	KOJ ₂	5,000	LPG and Back loading of Petrol, Diesel, Kerosene and Jet A-1 to Zanzibar
2	Tanga	40,000	Diesel, Petrol and Kerosene
3	Mtwara	38,000	Diesel and Petrol

2.2 Petroleum Storage Terminals

2.2.1 Receiving terminals

Tanzania mainland has 23 operational petroleum receiving terminals located around Dar es Salaam, Tanga and Mtwara ports with a total storage capacity of 1,409,244 cubic metres. Amongst all facilities, TIPER has the largest storage capacity which is equivalent to 18% of the total capacity. These terminals receive petroleum products directly from berthing facilities and can store products to meet the country's demand for about 122 days at the current consumption rate of 4,131,560,960 cubic metres per annum. **Appendix 1** presents the storage capacities of each receiving terminal.

2.2.2 Inland storage depot

There are 29 upcountry inland storage depots with a total storage capacity of 75,625 cubic metres. These depots can receive products from terminals by means of railway wagons and trucks. However, as most of the petroleum products are transported by road tankers, use of these depots was considered to be cost inefficient mainly due to double handling costs. As a result, most of these depots are non-operational. Road tankers are now used to transport petroleum products directly from receiving terminals at the ports to petroleum retail outlets and consumer installations. Following revival of the railway route from Tanga to Isaka, Kigoma and Mwanza, some of the inland storage depots have been rehabilitated and have started operations. The capacities of inland storage depots are presented in **Appendix 2**.

2.3 TAZAMA Receiving Terminal

TAZAMA Pipelines Limited receives spiked crude oil through SBM and stores the product at its receiving terminal located at Kigamboni Municipality in Dar es Salaam with a total storage capacity of 231,000 cubic metres. The crude oil received at the terminal is transported by a pipeline to Indeni refinery located in Zambia.

2.4 Transportation Infrastructure

Distribution of petroleum products within Tanzania mainland from the receiving terminals at the ports is mainly done by road using road tankers. Road tankers are also used to transit petroleum products to landlocked neighbouring countries.

Despite the use of road tankers to transport most of the petroleum products, the Tanga to Isaka, Kigoma and Mwanza railway line has been revived and is used to transport petroleum products. The railway wagons are now used by GBP to transport products from the Tanga Terminal to storage depots in Kigoma and Mwanza.

TAZAMA Pipelines Limited, owns and operates a pipeline with a total length of 1,710 km and throughput capacity of 1,100 MT per annum. The pipeline transports spiked crude oil from Kigamboni, Dar es Salaam in Tanzania, to Indeni Refinery located at Ndola in Zambia.

2.5 Petrol Stations

As of 31st December 2021, there were 1,997 operational petrol stations in the country compared to 1,759 petrol stations in year 2020, equivalent to an increase of 13.5%. The continued increase in the number of petrol stations is attributed to the increased demand of petroleum products in the country due to growth in economic activities, good investment policy in the country, and an increase in road networks. Most of these petrol stations are located in urban areas despite the fact that there is increased demand of petroleum products in rural areas. By the end of 2021, there were 279 petrol station in rural areas which is a 42% increase from the stations that were available by the end of 2020.

The Government continues devising and implementing various measures to increase investments in petrol stations in rural areas. Among other measures, the Authority continued to issue conditional licences to rural petrol stations that meet minimum HSE requirements so that they

can continue to offer services while the respective operators rectify the other anomalies within a given timeframe. In addition, the Petroleum (Wholesale, Storage, Retail and Consumer Installation Operations) Rules also require retailers who own at least four petrol stations in a city, municipality or district township to construct at least one petrol station in a township or village that has no station. **Table 2** presents the number of licensed petrol stations in each region.

82 rural petrol stations were licensed in 2021 making a total of 279 licensed petrol stations in rural areas by the end of 2021, increasing from 197 petrol stations in 2020.

Table 2: Licensed Petrol Stations in mainland Tanzania as of 31st December 2021

Region	No. of Urban Petrol Station	No. of Rural Petrol Station	Total Number of Petrol Station
Arusha	101	6	107
Coast	106	9	115
Dar es Salaam	316	0	316
Dodoma	82	20	102
Geita	58	14	72
Iringa	43	2	45
Kagera	79	13	92
Katavi	12	6	18
Kigoma	51	5	56
Kilimanjaro	78	23	101
Lindi	38	7	45
Manyara	46	7	53
Mara	44	25	69
Mbeya	83	11	94
Morogoro	88	11	99
Mtwara	43	13	56
Mwanza	105	21	126
Njombe	32	14	46
Rukwa	18	5	23
Ruvuma	38	6	44
Shinyanga	66	9	75
Simiyu	25	7	32
Singida	28	13	41
Songwe	36	6	42
Tabora	38	7	45
Tanga	64	19	83
GRAND TOTAL	1,718	279	1,997

3. LIQUID PETROLEUM PRODUCTS SUPPLY AND CONSUMPTION

3.1. Importation of Petroleum Products through the Bulk Procurement System

Through coordination of PBPA, the country continued to import petrol, diesel, kerosene and Jet A-1 through the Bulk Procurement System (BPS). Other petroleum products, including LPG, HFO, lubricants, base oil, petcoke and bitumen are imported by companies licensed to conduct wholesale business through independent arrangements by each company.

A total of 107 BPS tenders were floated in 2021. which is an increase of 20 tenders compared to 87 BPS tenders floated in 2020. The increase in tenders is attributed to the increase in demand for petroleum products in the country and neighbouring countries. **Table 3** indicates a summary of suppliers who won BPS tenders and the number of tenders won during the year under review and **Appendix 3** presents a list of all BPS tenders, the winning bidders and the corresponding premiums.

Table 3: Winning Suppliers and Number of Tenders Won in the Year 2021

S.No	BPS Tender Winner	No.Tender Won	%
1	ADDAX ENERGY SA	24	22%
2	AUGUSTA ENERGY DMCC	19	18%
3	VITOL BAHRAIN	15	14%
4	SAHARA ENERGY RESOURCES	11	10%
5	TRAFIGURA PTE LTD	11	10%
6	HAPCO FZE	10	9%
7	TOTSA TOTAL OIL TRADING SA	4	4%
8	ALCHEMIST ENERGY TRADING DMCC	3	3%
9	GBP TANZANIA LTD	3	3%
10	SAHARA TANZANIA LTD	2	2%
11	TPDC	2	2%
12	E3 ENERGY DMCC	1	1%
13	HASS PETROLEUM LTD	1	1%
14	ORYX OIL LTD	1	1%
	TOTAL BPS Tenders	107	100%

As shown in **Figure 1**, the weighted average premiums in 2021 decreased by 20%, 9% and 25% for diesel, petrol and Jet A-1/kerosene, respectively compared to the weighted average premiums in 2020 due to increased competition from bidders in BPS tenders.

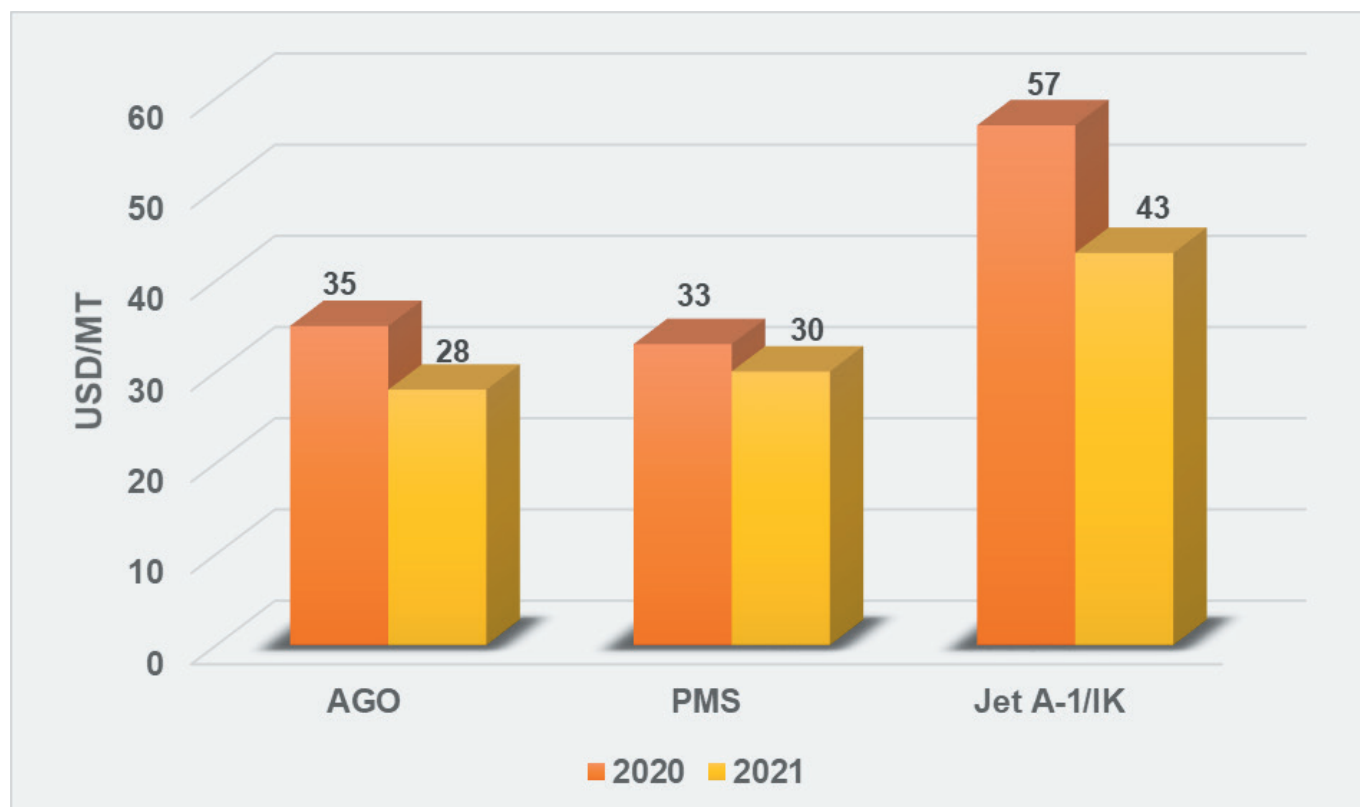


Figure 1: Weighted Average Premiums in 2020 and 2021

Premiums for supply of petroleum products through Dar es Salaam port continued to be lower than premiums of products imported through Tanga and Mtwara ports mainly due to economies of scale that can be attained at the Dar es Salaam port. In the period under review, only 19 BPS tenders out of 107 BPS tenders were for Tanga and Mtwara. The average premiums for supply of petroleum products through the three ports is as shown in **Table 4**. The monthly premiums of each petroleum product for each port are as provided in **Appendix 4**.

Table 4: Weighted Average Premiums for Each Port

Port	Number of cargoes	Diesel Weighted Average Premium USD/MT	Petrol Weighted Average Premium USD/MT	Jet A-1/IK Weighted Average Premium USD/MT
Dar es Salaam	93	27.01	29.29	43.36
Tanga	9	41.59	38.01	
Mtwara	10	45.65	37.37	

3.2 Quantities of Imported Liquid Petroleum Products

The main imported petroleum products are petrol, diesel, kerosene, Jet A-1 and HFO. In 2021, a total of 7,070,146,001 litres were imported, which is a 22% increase compared to 5,776,857,217 litres imported in 2020. Imports for the local market accounts for 56% of the total imports and the remaining 44% were imports destined for transit to neighbouring countries as depicted in **Figure 2**.

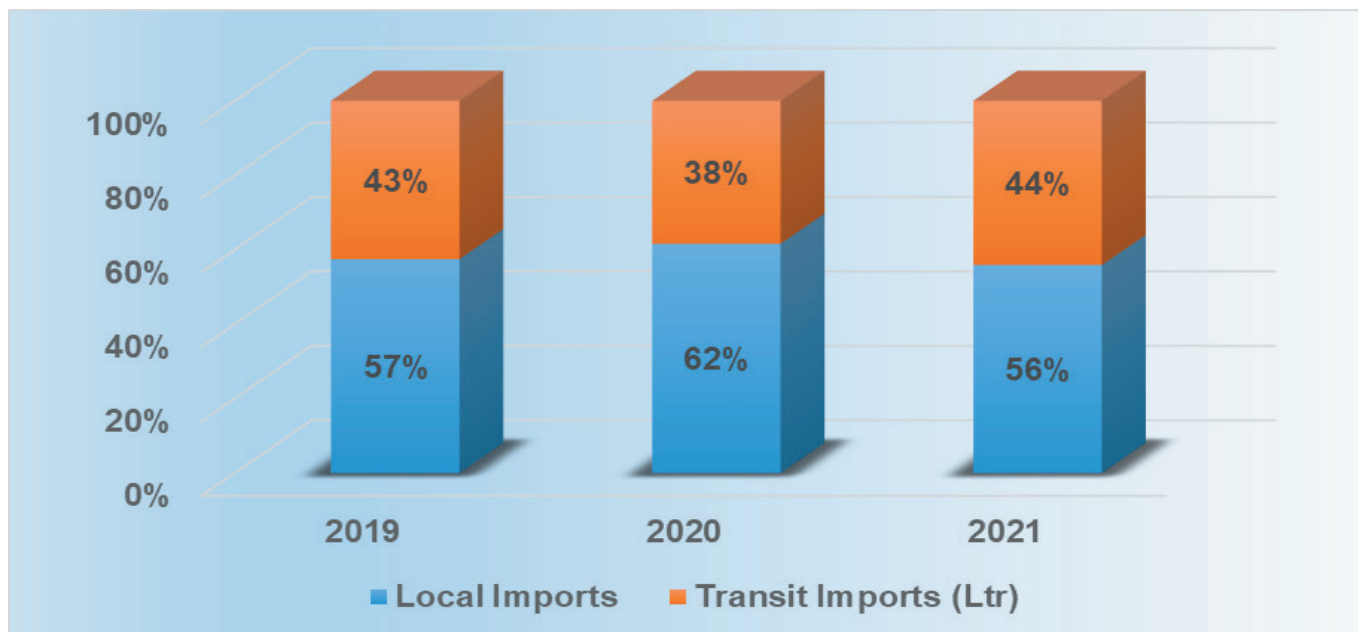


Figure 2: Local vs Transit Petroleum Products Imports in 2019, 2020 and 2021

Imports for local consumption increased by 11% while imports for transit increased by 41% when compared to the quantities imported in 2020 as shown in **Table 5**. The increase in imports is attributed mainly to increased economic activities after most of the neighbouring countries ended the lockdowns that were implemented in 2020 to curb the coronavirus outbreak, leading to increased demand for petroleum products. As shown in **Table 6**, imports of kerosene have continued to decline as consumers increasingly use LPG as an alternative source of fuel. Additional details of the imported quantities for each petroleum products for the local and transit markets are indicated in **Appendix 5**.

Table 5: Total Local and Transit Products Imports in Years 2020 and 2021 (in Litres)

Description	Local Imports	Transit Imports	Total
2020	3,572,048,669	2,204,808,548	5,776,857,217
2021	3,957,735,267	3,112,410,734	7,070,146,001
% Change	11%	41%	22%

Table 6: Total Local and Transit Imports in Years 2020 and 2021 by products (in Litres)

		2020	2021	% Change
Local Imports	Diesel	1,924,872,486	2,147,613,783	12%
	Petrol	1,467,242,413	1,603,624,453	9%
	Kerosene	34,883,322	20,085,277	-42%
	Jet A-1	118,254,496	162,172,606	37%
	HFO	26,795,952	24,239,147	-10%
Transit Imports	Diesel	1,392,057,753	1,886,886,591	36%
	Petrol	702,508,392	1,078,857,760	54%
	Jet A-1/ Kerosene	102,397,758	131,170,115	28%
	HFO	7,844,645	15,496,268	98%

3.3 Consumption of Liquid Petroleum Products

In the year 2021, a total of 4,113,238,620 litres of liquid petroleum products were consumed, equivalent to a 13.4% increase when compared to 3,627,103,444 litres consumed in the year 2020 as depicted in **Table 7**.

Table 7: Petroleum Product Consumption in Years 2020 and 2021 (in Litres)

	Diesel	Petrol	Kerosene	HFO	Jet A-1	IDO	TOTAL
2020	2,014,652,963	1,432,829,462	34,611,710	27,546,003	117,314,472	148,835	3,627,105,465
2021	2,316,857,445	1,598,710,823	21,809,310	29,717,374	164,376,685	89,324	4,131,562,982
% Change	15%	12%	-37%	8%	40%	-40%	14%

The main business segments that consume petroleum products and stimulate the growth of the downstream petroleum subsector include transportation, industries, construction, mining and aviation. The quantities of petroleum products consumed by each business segment is as shown in **Table 8**. In the year under review, direct customers (industry & agriculture) consumed 48% of the total consumed petroleum products and the retail outlet segment (transportation) consumed 44%. As most areas get connected to the national grid, consumption of liquid fuel in power generation and heating has been negligible whereas only 0.15% of petroleum products were used for power generation in 2021.

Table 8: Petroleum Consumption by Category for Year 2021 (Sales from Jan – Dec 2021 in Litres)

CATEGORY	AGO	PMS	IK	HFO	JET A1	IDO	TOTAL
Retail stations (Transportation)	913,498,393	891,564,124	-	-	-	-	1,805,062,517
Direct Customers (Industry & Agriculture)	1,231,749,029	705,883,836	9,708,676	16,342,849	-	89,324	1,963,773,714
Power Generation and heating	-	-	-	5,000,000	-	-	5,000,000
Mining (Others)	171,610,022	1,253,000	-	8,374,525	-	-	181,237,547
Aviation	-	-	-	-	164,376,685	-	164,376,685
Household	-	-	12,100,633	-	-	-	12,100,633
TOTAL	2,316,857,444	1,598,700,961	21,809,309	29,717,374	164,376,685	89,324	4,131,551,097

3.3.1 Petrol Station Sales

In the period under review, the annual sales of petroleum products at petrol stations was 3,641,810,927 litres. Dar es Salaam has continued to have the highest average annual sales per petrol station, followed by Iringa, Arusha, Coast, Mwanza and Dodoma. **Table 9** shows the average sales of petrol stations per region.

Table 9: Average sales of Petrol Stations per Region

Regions	Annual Regional Consumption (L)	No of Petrol Stations/ Region	Average Petrol Station Sales Volume/Year (L)
Arusha	252,822,977	107	2,362,832
Coast	253,296,532	115	2,202,579
Dar es Salaam	1,149,703,994	316	3,638,304
Dodoma	212,146,536	102	2,079,868
Geita	46,729,656	72	649,023
Iringa	116,652,178	45	2,592,271
Kagera	102,042,394	92	1,109,156
Katavi	19,052,570	18	1,058,476
Kigoma	51,651,847	56	922,354
Kilimanjaro	100,899,822	101	999,008
Lindi	31,123,753	45	691,639
Manyara	25,523,817	53	481,581
Mara	69,129,792	69	1,001,881
Mbeya	164,515,387	94	1,750,164
Morogoro	148,359,963	99	1,498,585
Mtwara	79,615,459	56	1,421,705
Mwanza	278,531,014	126	2,210,564
Njombe	70,392,827	46	1,530,279
Rukwa	29,293,995	23	1,273,652
Ruvuma	64,402,211	44	1,463,687
Shinyanga	98,703,902	75	1,316,052
Simiyu	14,078,400	32	439,950
Singida	49,062,067	41	1,196,636
Songwe	31,376,688	42	747,064
Tabora	47,122,056	45	1,047,157
Tanga	135,581,090	83	1,633,507
Total	3,641,810,927	1,977	45,808,986

3.3.2 Aviation Fuel Consumption and Distribution

Aviation fuels were mainly supplied by three Oil Marketing Companies (OMCs). These are Puma Energy Ltd, Total (T) Ltd and Oilcom (T) Ltd. A total of 164,376,685 litres of Jet A-1 and 414,560 litres of Aviation gasoline (AvGas) were distributed and consumed at various airports in Tanzania. Puma Energy continued to be the only supplier of AvGas.

Julius Nyerere International Airport (JNIA) accounted for 84% of the total Jet A-1 consumption due to a higher number of traffic compared to other airports, followed by Kilimanjaro International Airport (KIA) that consumed 15%. The consumption of Jet A-1 by airports is as indicated in **Figure 3**.

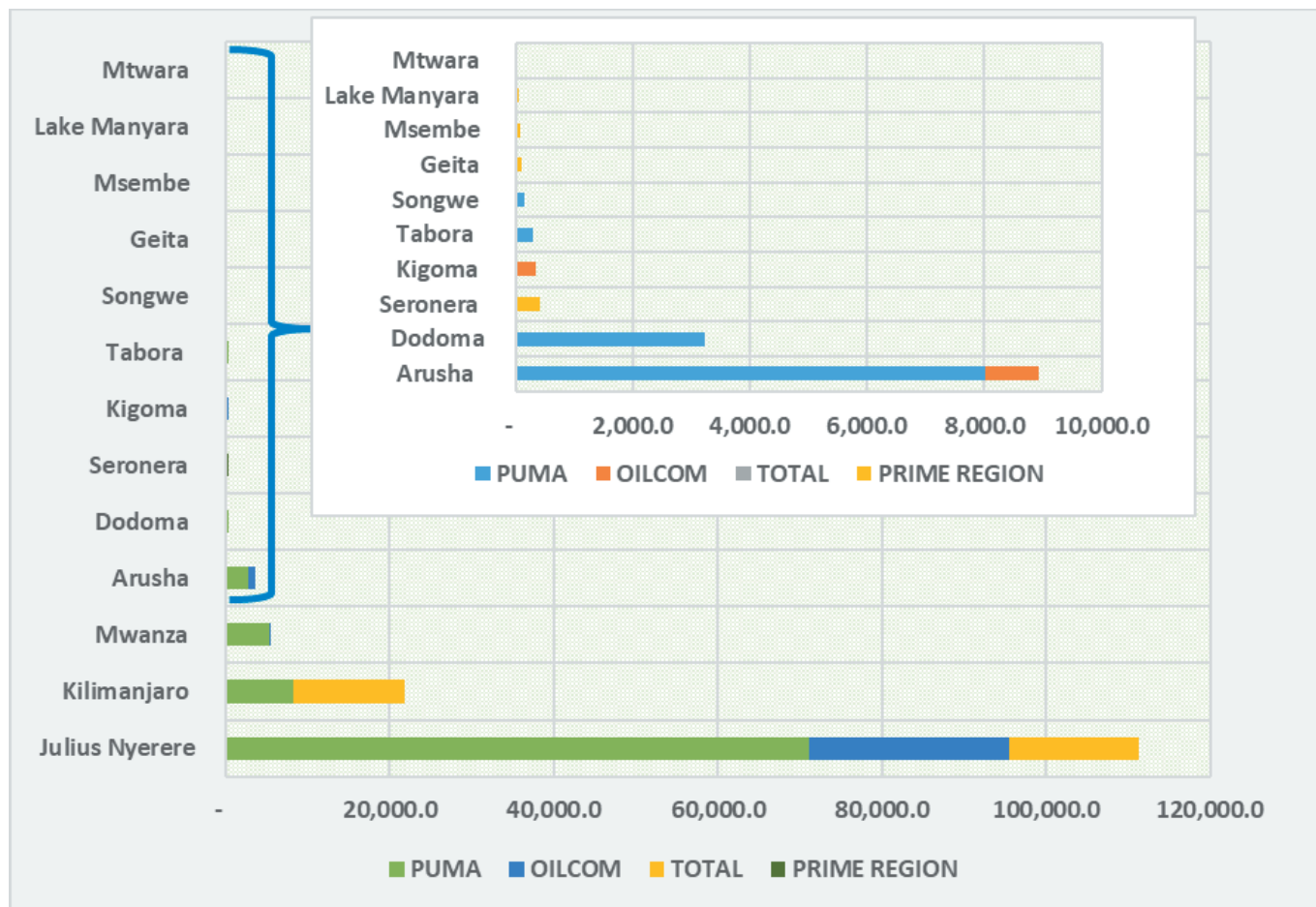


Figure 3: Jet A-1 Consumption and Distribution by Airports and Companies (volume in 1,000 litres)

3.4 Stock Availability

The petroleum products stock levels are monitored by EWURA in accordance with the Petroleum (General) Regulations of 2011. In order to ensure that the country has sufficient stocks at all times, all OMCs are required to maintain at least 15 days stocks based on the their local market share. In that regard, EWURA monitors wholesalers’ compliance to this requirement by checking the OMCs stock balances on a weekly basis and ensures sufficient products are procured through BPS on a monthly basis.

In the year under review, the country had sufficient stocks to meet the demand for more than 15 days with occasional stock levels that suffice the market for about 13 days as indicated in **Figure 4** and **Figure 5**. The low stock levels of petrol and diesel experienced in August 2021 was mainly due to an increase in demand during the month whereas the average daily consumption of petrol increased from an average of 3.9 million litres during the first half of 2021 to an average of 4.1 million litres in August 2021. Likewise, the average daily consumption of diesel increased from an average of 5.6 million litres during the first half of 2021 to 6.2 million litres in August 2021.

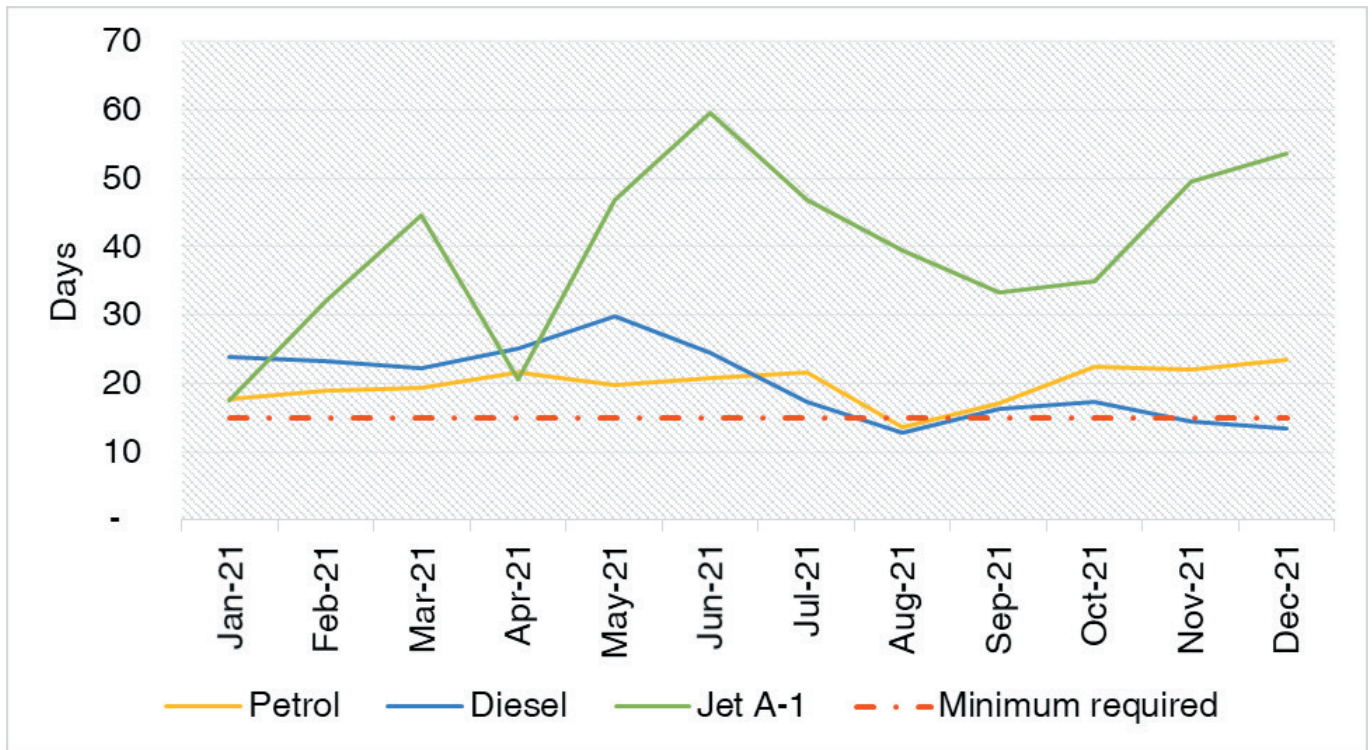


Figure 4: Average Stock Days for Petrol, Diesel and Jet A-1 in 2021

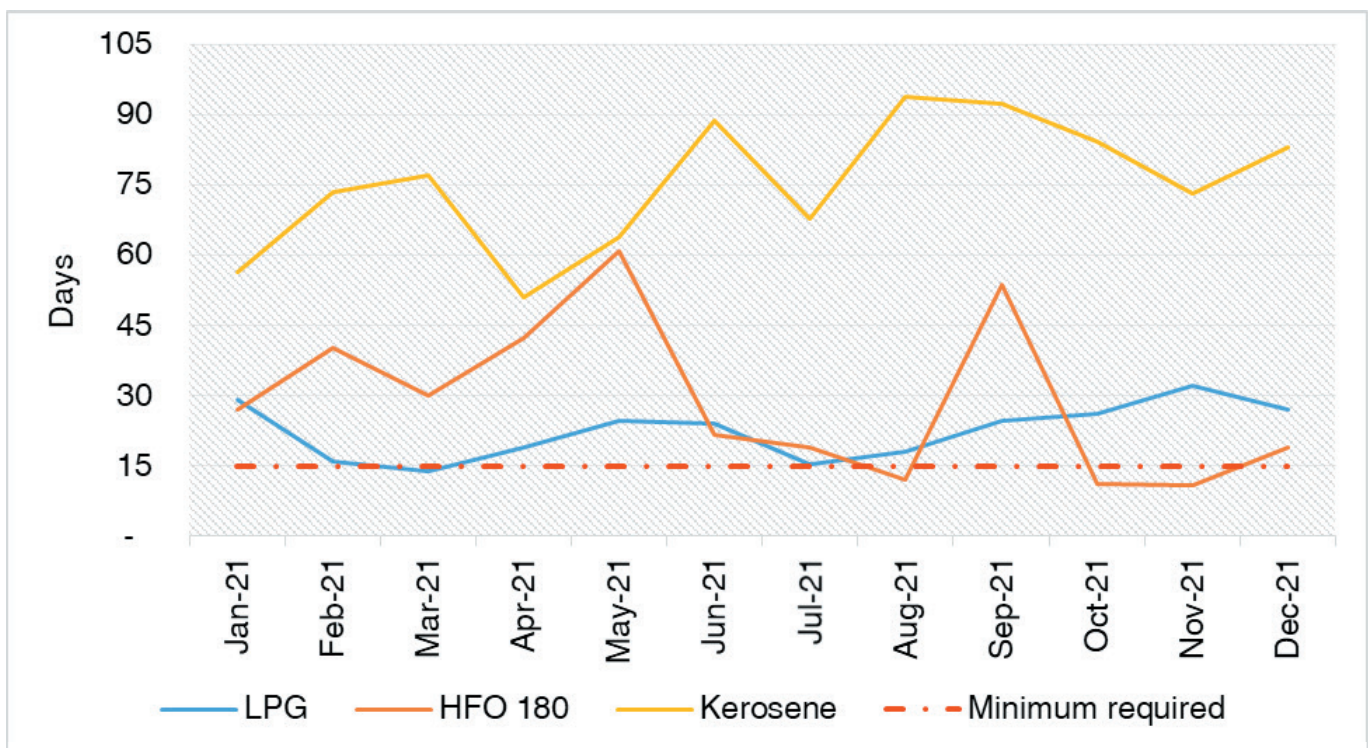


Figure 5: Average Stock Days for HFO and LPG in 2021

4. PRICES OF LIQUID PETROLEUM PRODUCTS

The prices of petroleum products in the mid and downstream subsector were determined and published in accordance with Section 166 of the Petroleum Act, Cap 392. Petroleum wholesale and retail cap prices for diesel, petrol and kerosene are set on a monthly basis as required by the Energy and Water Utilities Regulator Authority (Petroleum Products Price Setting) Rules.

4.1 Trend of World Prices for Petroleum Products

Most of the petroleum products supplied to Tanzania originate from the Arab Gulf, with some suppliers originating from Oman and India. The crude oil price which affects the Tanzanian market is thus the Brent crude oil price, while FOB prices are dependent on the price reference specified in supply and shipping contracts. Currently, prices of petrol are based on the Mediterranean (MED) market prices while prices of diesel, Jet A-1 and kerosene are based on the Arabian Gulf (AG) market prices as published by Platts.

4.1.1 World Market Crude Oil Prices

In the year under review, the average price of crude oil stood at USD 70.76 per barrel compared to USD 43.34 per barrel in 2020, equivalent to an increase of 63%. Following an increase in availability and distribution of COVID-19 vaccinations during the year under review, most countries in the world eased or ended the lockdowns that were implemented since the outbreak of coronavirus in 2020. As a result of the global COVID-19 vaccination drive, economic activities rebounded, resulting in an increase in demand for petroleum products while production of the products did not increase proportionately, leading to a sharp rise in demand and hence high increase in crude oil prices. The trend of crude oil prices is as shown in **Figure 6**.

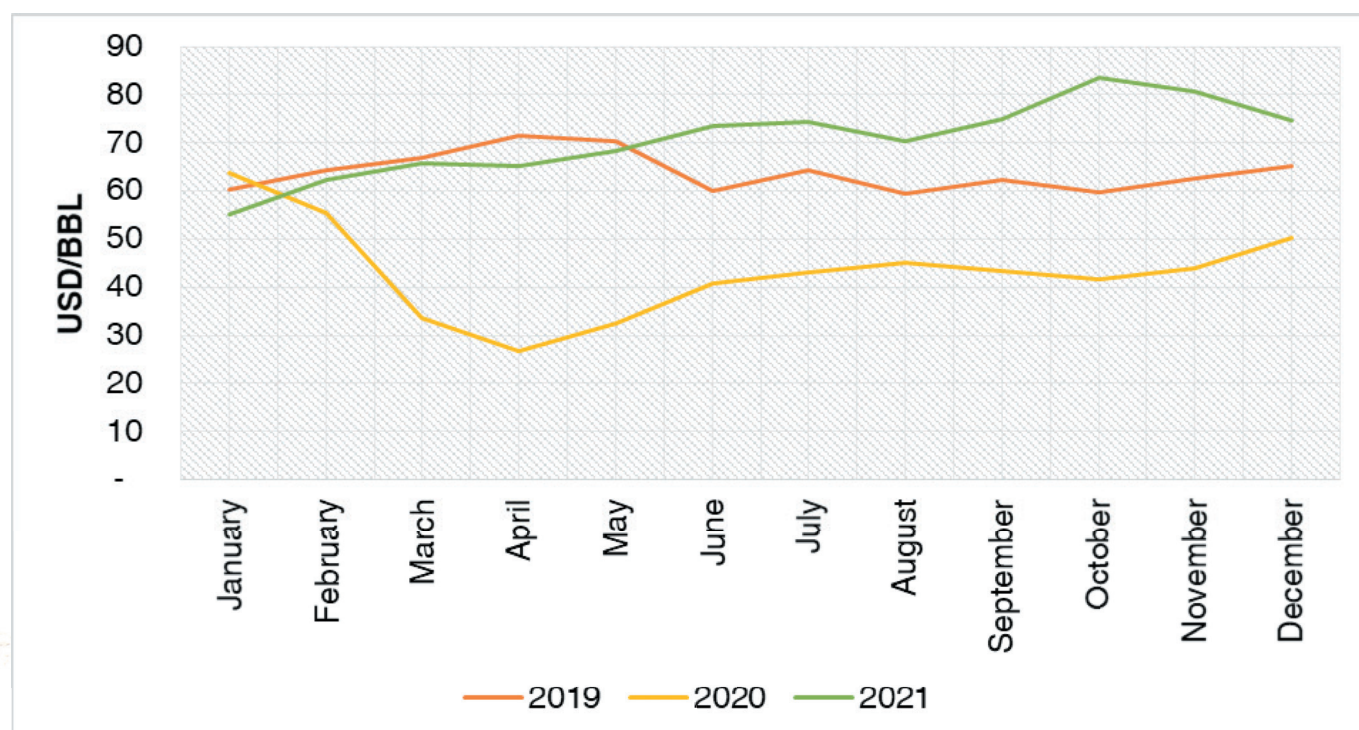


Figure 6: The Trend of Brent Crude Oil Prices in 2019, 2020 and 2021

4.1.2 World Refined Petroleum Products Market Prices

In the year under review, the average FOB prices for refined petroleum products in the world market recorded an increasing trend. The average prices for petrol, diesel and kerosene were USD 591/MT, USD 521/MT and USD 518/MT which is equivalent to an increase of 12%, 29% and 33% respectively, when compared to the average FOB prices of 2020. The world market FOB prices for petrol, diesel and kerosene/ Jet A-1 are illustrated in **Table 10** and **Figure 7**.

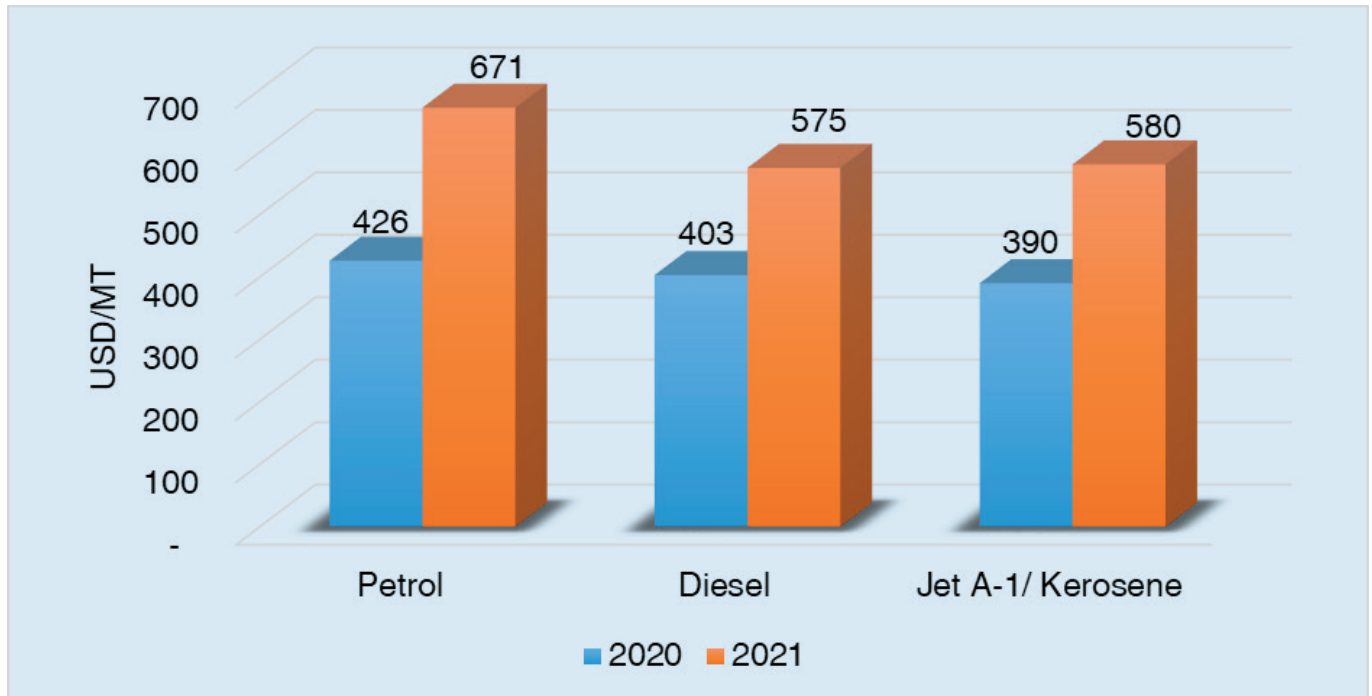


Figure 7: Average World Market Refined Petroleum Products FOB Price Trends in 2020 and 2021

Table 10: Average World Market Refined Petroleum Products FOB Price Trends in 2021 (in USD/MT)

Month	Petrol	Diesel	Kerosene
January	496	443	448
February	562	504	504
March	617	513	513
April	618	506	512
May	644	548	555
June	680	586	589
July	720	595	600
August	697	564	570
September	732	614	617
October	793	710	721
November	775	679	690
December	718	634	644
Average – 2021	671	575	580
Average – 2020	426	403	390
% Change	58%	43%	49%

4.2 Domestic Petroleum Product Prices

In the year under review, the Authority continued to regulate the petroleum industry in all aspects, including pricing of petroleum products. The domestic wholesale and retail cap prices of petrol, diesel and kerosene were published on a monthly basis for all districts in mainland Tanzania. The prices were determined by considering the product costs at the receiving ports, which include landed costs, local costs, and Government taxes. The computation of petroleum cap prices also provides margins to wholesalers and retailers to cover operating costs and a return on investment.

In the year 2021, the average pump prices in Dar es Salaam for petrol, diesel and kerosene were TShs 2,241 per litre, TShs 2,109 per litre and TShs 2,016 per litre respectively, which is an increase of 16%, 13% and 14% when compared to the average pump prices in 2020. **Table 11** provides the monthly pump prices for Dar es Salaam and **Figure 8** shows the average retail pump prices for Dar es Salaam in 2020 and 2021.

Table 11: Monthly Pump Prices for Dar es Salaam in 2021 (TShs/Litre)

Month	Petrol	Diesel	Kerosene
January	1,834	1,695	1,650
February	1,887	1,829	1,769
March	1,981	1,911	1,863
April	2,123	1,996	1,863
May	2,169	2,038	1,957
June	2,249	2,073	1,957
July	2,405	2,215	2,121
August	2,427	2,251	2,176
September	2,427	2,251	2,176
October	2,439	2,261	2,188
November	2,439	2,243	2,188
December	2,510	2,392	2,235
Average – 2021	2,241	2,096	2,012
Average – 2020	1,928	1,862	1,768
% Change	16%	13%	14%

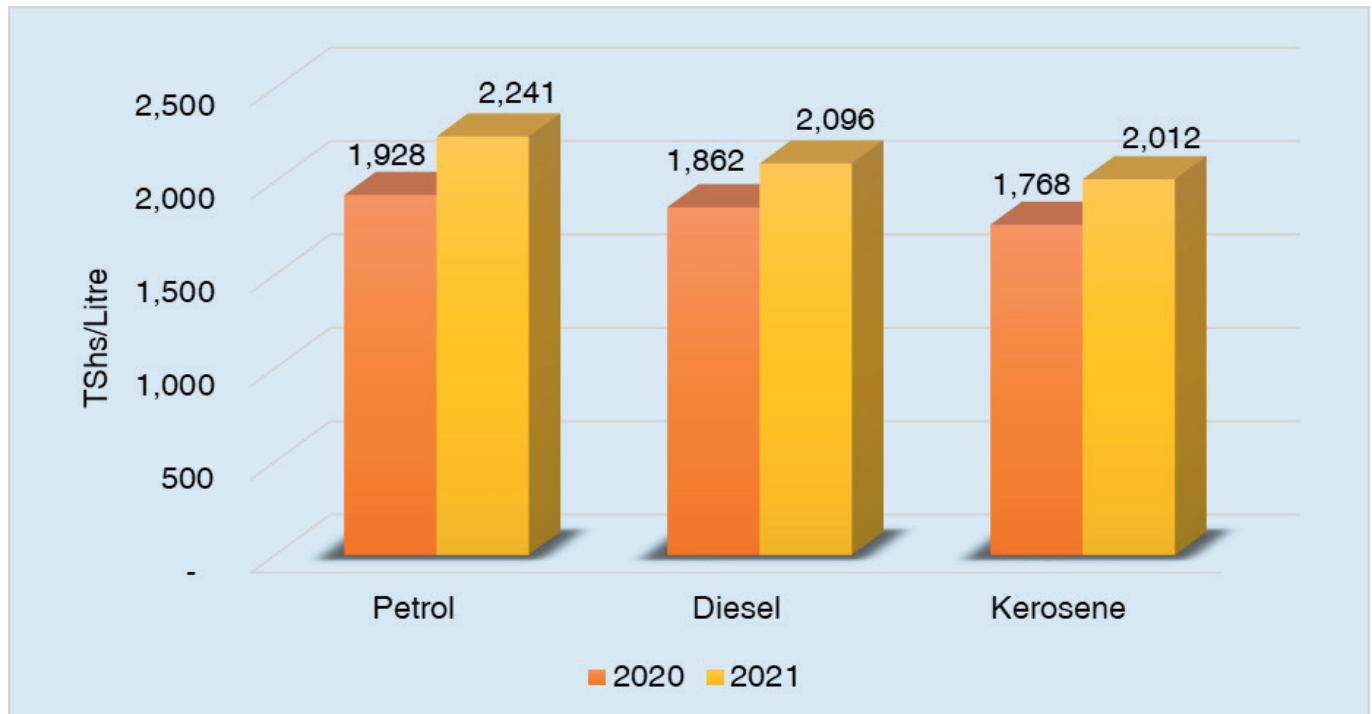


Figure 8: Average Pump Prices for Dar es Salaam in 2020 and 2021

In the year 2021, Tanga port continued to receive petrol and diesel. Prices of kerosene for Tanga and other northern regions are based on products received at Dar es Salaam port. Based on the cost of products received through Tanga port, the average pump prices at Tanga were Tshs 2,287/Litre, Tshs 2,134/Litre and Tshs 2,110/Litre for petrol, diesel and kerosene respectively. This is equivalent to an increase of prices by 20%, 15% and 5% respectively when compared to the average pump prices in 2020. **Table 12** provides the monthly pump prices for Tanga and **Figure 9** indicates the comparison in graphical presentation of the average pump prices for Tanga in 2020 and 2021.

Table 12: Monthly Pump Prices for Tanga in the Year 2021 (in TShs/Litre)

Month	Petrol	Diesel	Kerosene
January	1,828	1,754	1,994
February	1,919	1,834	1,994
March	2,082	1,919	1,994
April	2,155	2,024	1,994
May	2,245	2,198	1,994
June	2,314	2,083	1,994
July	2,449	2,244	2,167
August	2,486	2,324	2,222
September	2,486	2,324	2,222
October	2,478	2,245	2,234
November	2,478	2,245	2,234
December	2,525	2,413	2,281
Average in 2021	2,287	2,134	2,110
Average in 2020	1,910	1,860	2,010
% Change	20%	15%	5%

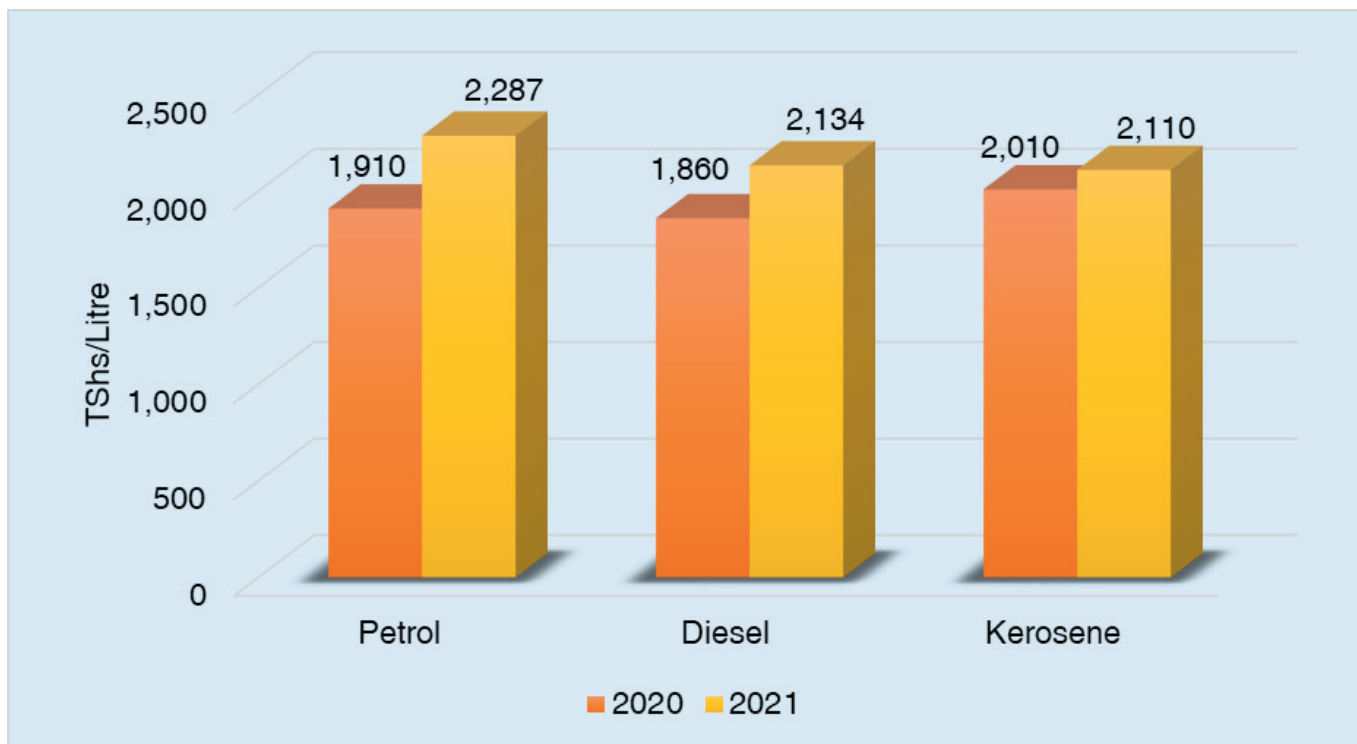


Figure 9: Average Pump Prices for Tanga in 2020 and 2021

Similarly, Mtwara port continued to receive petrol and diesel only. Kerosene for Mtwara and other southern regions is priced based on products received at Dar es Salaam port. The average pump prices for Mtwara, based on the cost of products received through Mtwara port were Tshs 2,258/Litre, TShs 2,114/Litre and Tshs 2,088/Litre for petrol, diesel and kerosene respectively, equivalent to an increase of 11%, 9%, and 13% respectively compared to average pump prices of 2020. **Table 13** provides the monthly pump prices for Mtwara and **Figure 10** presents the average pump prices for Mtwara in 2020 and 2021.

Table 13: Monthly Pump Price in Mtwara in the Year 2021 (in TShs/Litre)

Month	Petrol	Diesel	Kerosene
January	1,832	1,753	1,723
February	1,903	1,829	1,841
March	1,903	1,829	1,936
April	2,145	2,029	1,936
May	2,292	2,071	2,029
June	2,292	2,071	2,078
July	2,430	2,252	2,193
August	2,408	2,275	2,248
September	2,408	2,275	2,248
October	2,455	2,279	2,260
November	2,455	2,279	2,260
December	2,569	2,423	2,308
Average in 2021	2,258	2,114	2,088
Average in 2020	2,034	1,941	1,841
% Change	11%	9%	13%

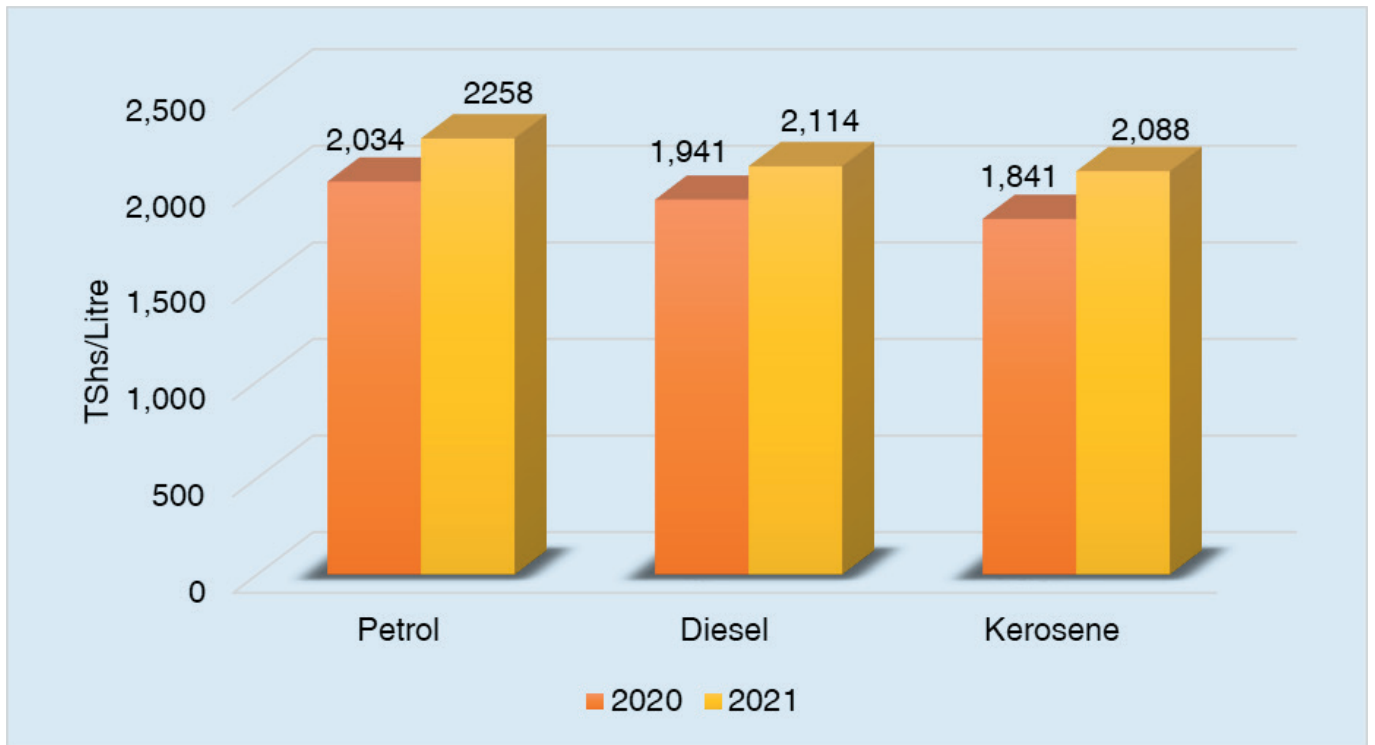


Figure 10: Average Pump Prices for Mtwara in 2020 and 2021

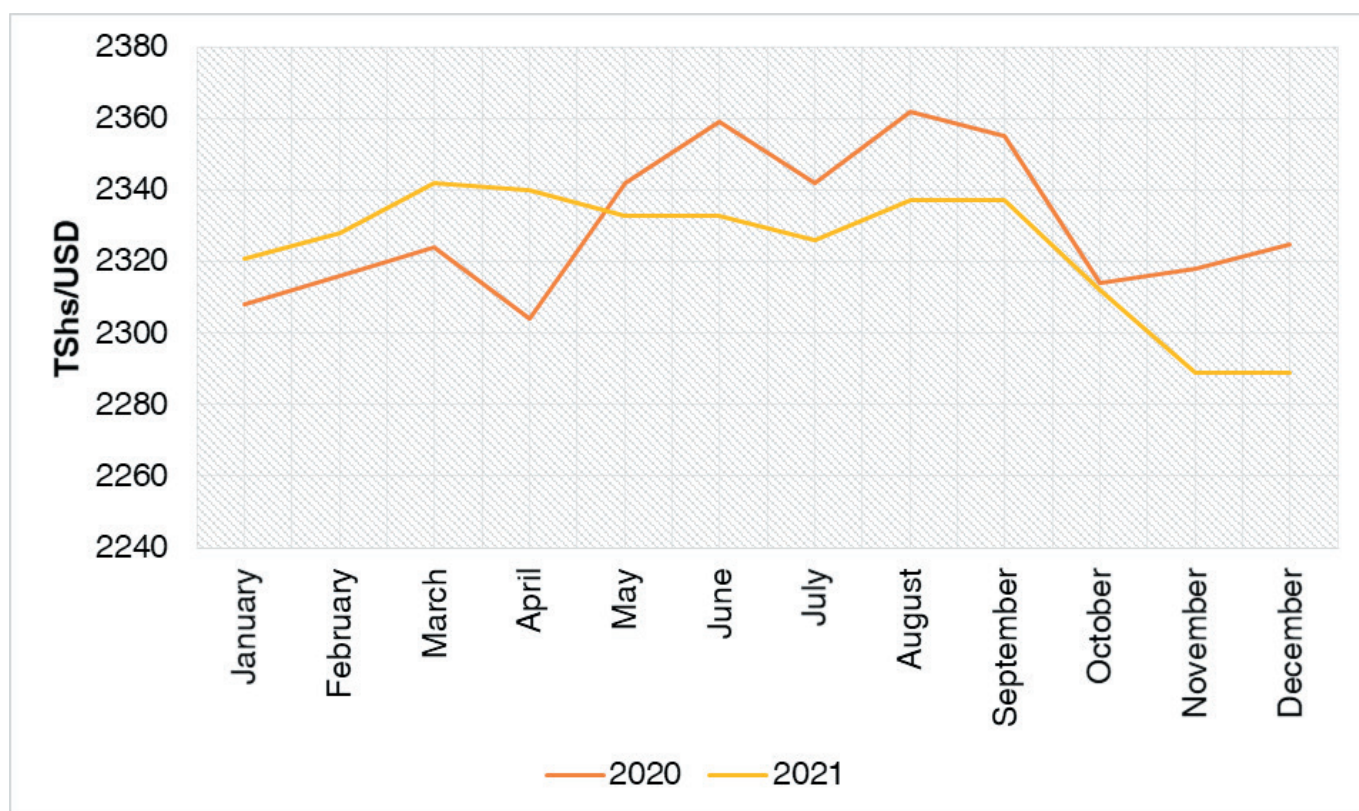
4.2.1 Exchange Rate

The currency used in procurement of petroleum products is the United States Dollar (USD). As the products are sold in the Tanzanian market in the local currency, an exchange rate is determined each month during computation of petroleum products prices so as to convert the foreign currency to the local currency. In determination of the exchange rate, EWURA sources from the Bank of Tanzania the prevailing exchange rate obtained by Oil Marketing Companies when sourcing Dollars to pay for the products received at the storage terminals.

During the period under review, the average exchange rate was TShs 2,324 per USD, indicating a -0.3% depreciation of the Shilling against the Dollar, compared to Tshs 2,331 per USD in 2020. **Table 14** and **Figure 11** present the exchange rates in 2020 and 2021.

Table 14: Monthly Exchange Rates Trend in 2020 and 2021 (TShs/USD)

Month	2020	2021
January	2,308	2,321
February	2,316	2,328
March	2,324	2,342
April	2,304	2,340
May	2,342	2,333
June	2,359	2,333
July	2,342	2,326
August	2,362	2,337
September	2,355	2,337
October	2,314	2,312
November	2,318	2,289
December	2,325	2,289
Average	2,331	2,324
% Change		-0.30%

**Figure 11: Monthly Exchange Rates in 2020 and 2021**

4.2.2 Demurrage Costs

Demurrage costs are the charges payable to petroleum suppliers due to delays in discharging petroleum products based on an agreed time as specified in the shipping and supply contracts. **Figure 12** shows the trend of unit demurrage costs and demurrage days for the three ports. It may be noted that Dar es Salaam port has the highest demurrage days due to congestion of vessels mainly at KOJ₁. On the other hand, demurrage days at Mtwara port were the lowest due to the fact that there is no congestion at the port. Most of the delays are due to waiting time for laboratory results that are processed in Dar es salaam after sampling.

Nonetheless, despite having the lowest demurrage days which leads to low demurrage costs, the unit demurrage cost at Mtwara is the highest as shown in **Figure 12**. This is due to the small amount of petroleum products discharged at Mtwara port.

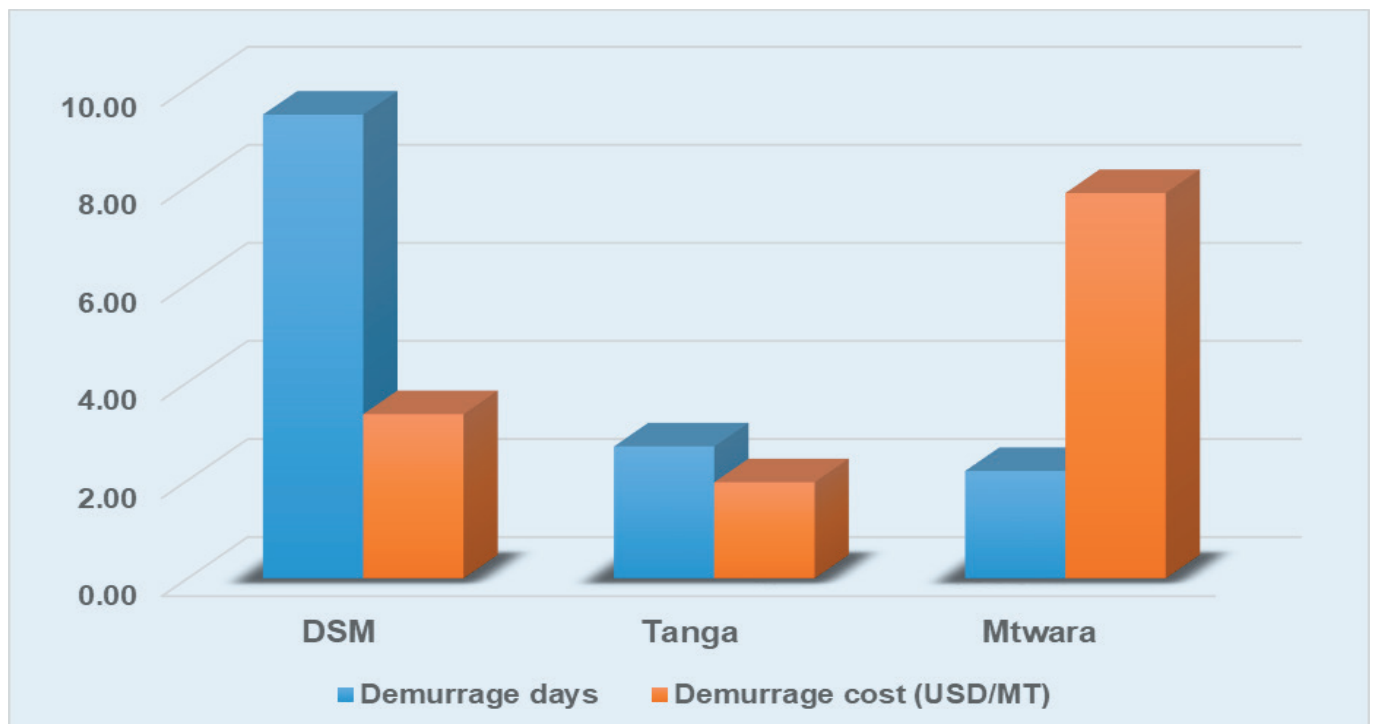
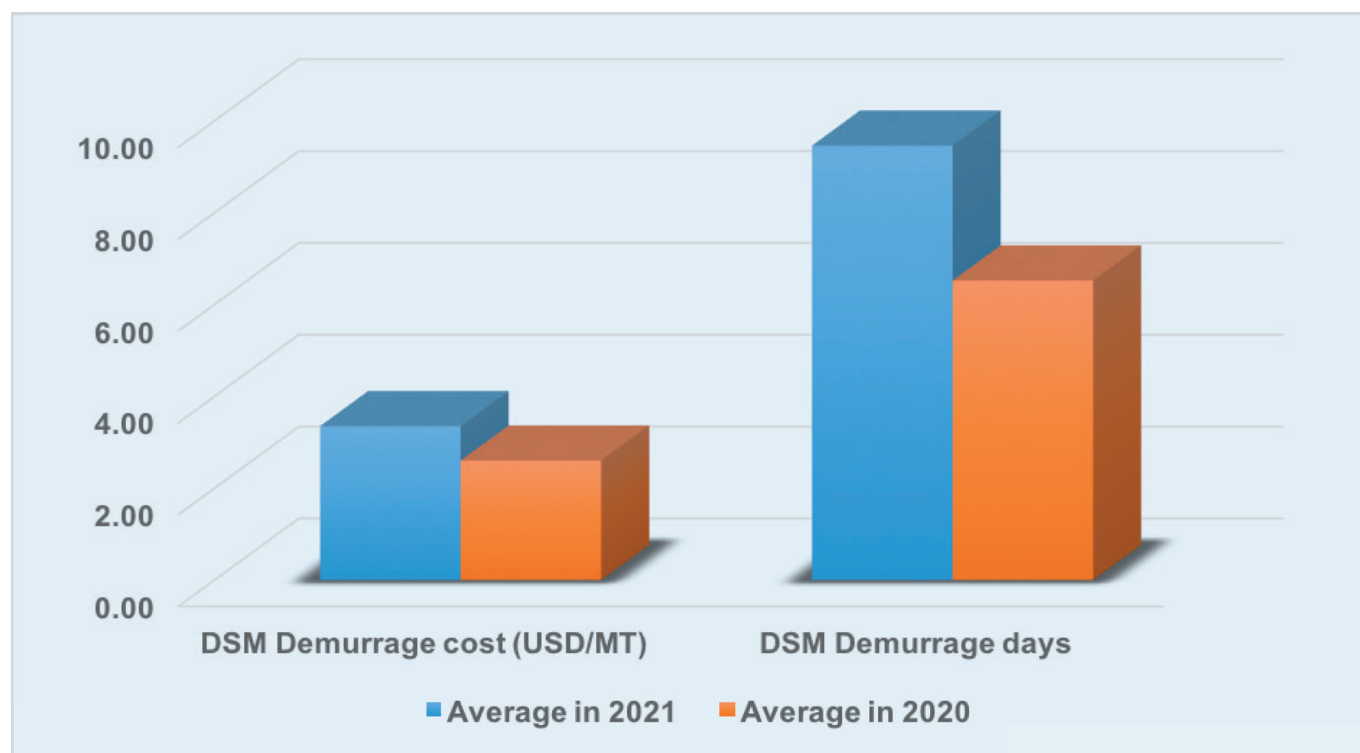


Figure 12: Demurrage Days and Unit Demurrage Cost at Dar es Salaam, Tanga and Mtwara ports

Table 15: The Average Demurrage Cost and Days for the Three Ports in 2021

MONTH	DAR ES SALAAM		TANGA		MTWARA	
	Rate USD/MT	Demurrage Days	Rate USD/MT	Demurrage Days	Rate USD/MT	Demurrage Days
January	3.58	9.52			7.28	1.42
February	3.99	12.27	0.86	1.35	7.28	1.42
March	4.26	11.96	1.02	1.94	6.61	1.38
April	3.88	12.17	1.25	2.57	11.06	1.77
May	3.30	9.60	6.22	10.25	11.06	1.77
June	3.14	7.55	1.59	1.02	6.62	1.51
July	2.40	6.63	5.80	2.56	11.66	5.06
August	4.36	11.52	0.75	1.43	7.42	2.66
September	2.40	7.16	0.27	0.56	6.17	2.24
October	2.58	6.82	1.33	2.80	7.04	2.79
November	3.50	10.64	1.63	3.35	4.28	1.60
December	2.79	7.66	0.85	1.76	7.84	2.66
Average – 2021	3.35	9.46	1.96	2.69	7.86	2.19
Average – 2020	2.60	6.52	2.39	3.40	9.39	1.30
% Change	29%	45%	-18%	-21%	-16%	68%

The average unit demurrage costs at Dar es Salaam port increased from 2.60 USD/MT in 2020 to 3.35 USD/MT in 2021 while demurrage days also increased from 6.52 days in 2020 to 9.46 days recorded in 2021.

**Figure 13: DSM Port Demurrage Cost (USD/MT) and Demurrage Days**

The average unit demurrage costs at Tanga port decreased from 2.39 USD/MT in 2020 to 1.96 USD/MT in 2021, equivalent to a decrease of 18%. Furthermore, the average demurrage days decreased from 3.40 to 2.69.

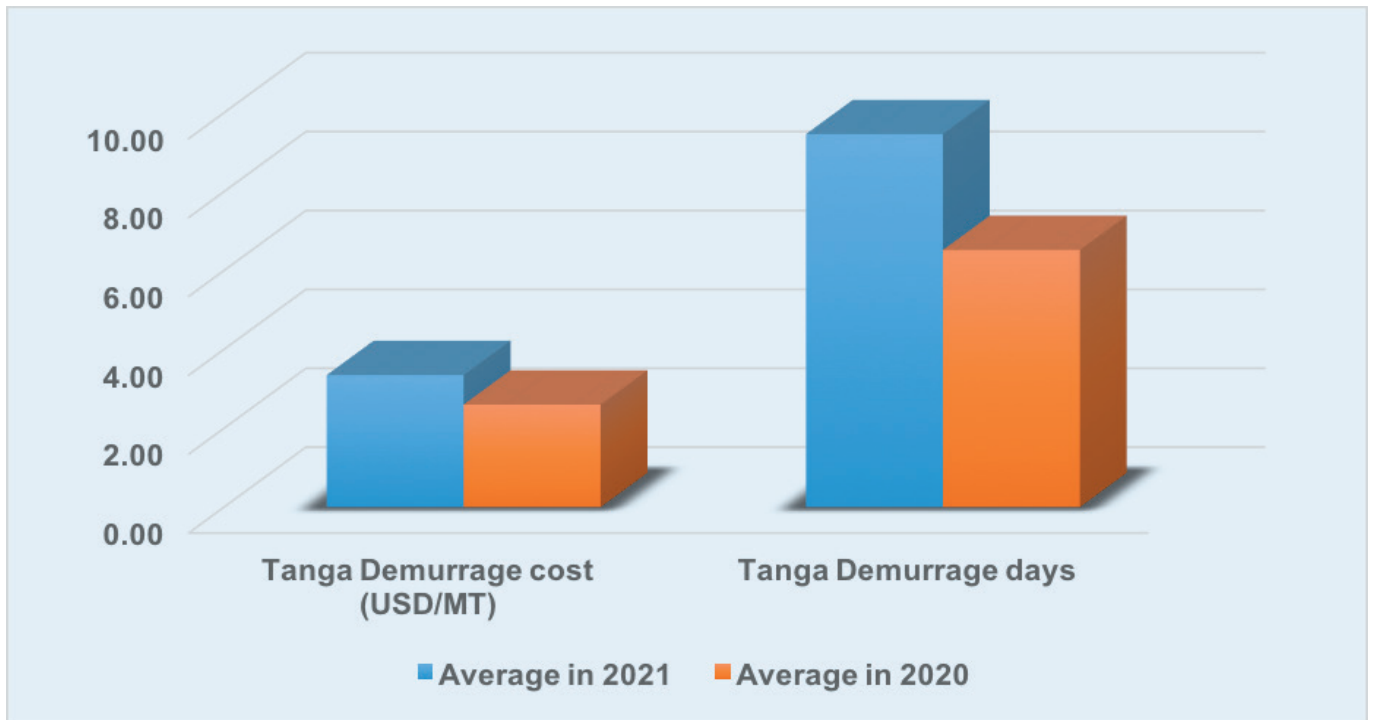


Figure 14: Tanga Port Demurrage Cost (USD/MT) and Demurrage Days

The average unit demurrage cost at Mtwara port decreased from 9.39 USD/MT in 2020 to 7.86 USD/MT in 2021. On the other hand, demurrage days have also increased from 1.30 in 2020 to 2.19 days in 2021. The unit cost is high due to low quantities of petroleum products imported through Mtwara port. The cost is expected to decline when more quantities are imported through the port, especially when transit products to neighbouring countries in southern parts of the country start being imported through Mtwara port.

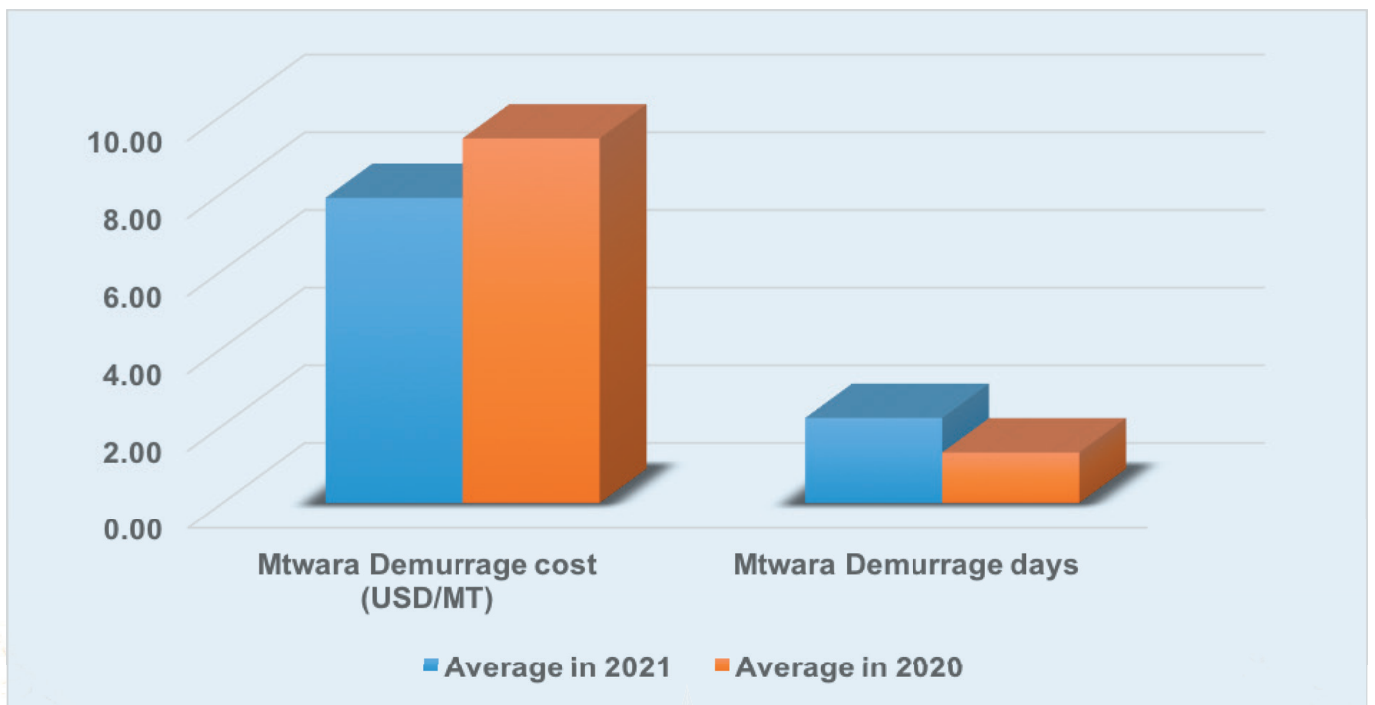


Figure 15: Mtwara Port Demurrage Cost (USD/MT) and Demurrage Days

4.2.3 Relationship Between FOB Prices and Local Pump Prices

Tanzania is a net importer of petroleum products as there are no petroleum products that are produced locally. Being a net importer country, fluctuations of refined petroleum products prices in the world market ultimately affect local pump prices. The relationship between FOB prices of refined petroleum products and local pump prices during the period under review is illustrated in **Figure 16** to **Figure 18**. The trend shows that local pump prices for diesel, petrol and kerosene move directly proportional to FOB prices.

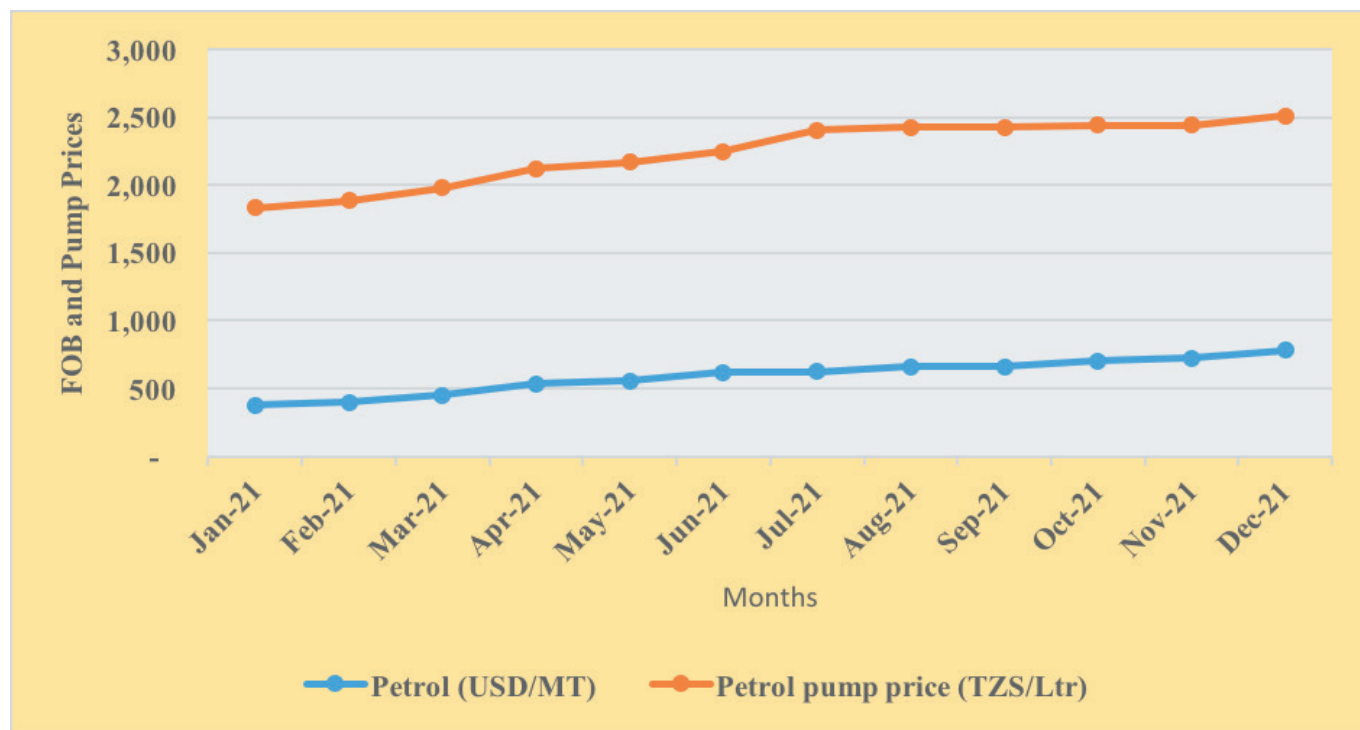


Figure 16: Relationship between Petrol FOB and Pump Prices in 2021

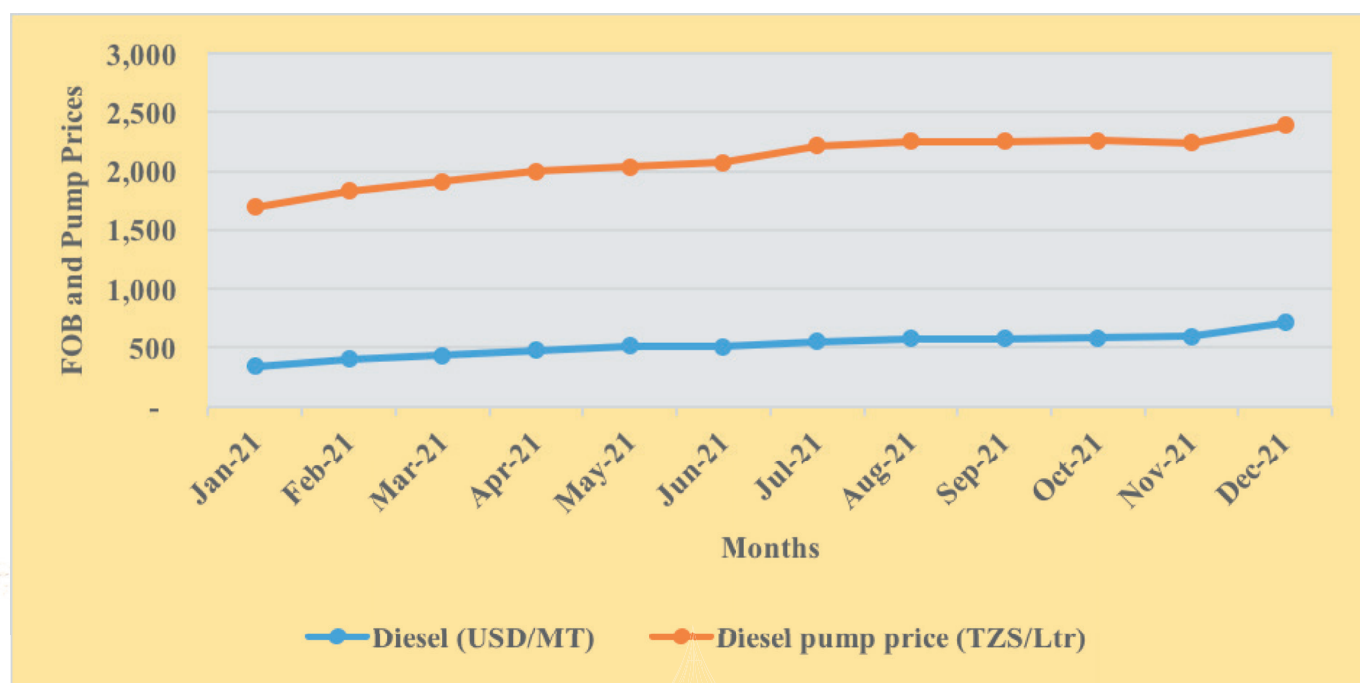


Figure 17: Relationship between Diesel FOB and Pump Prices in 2021

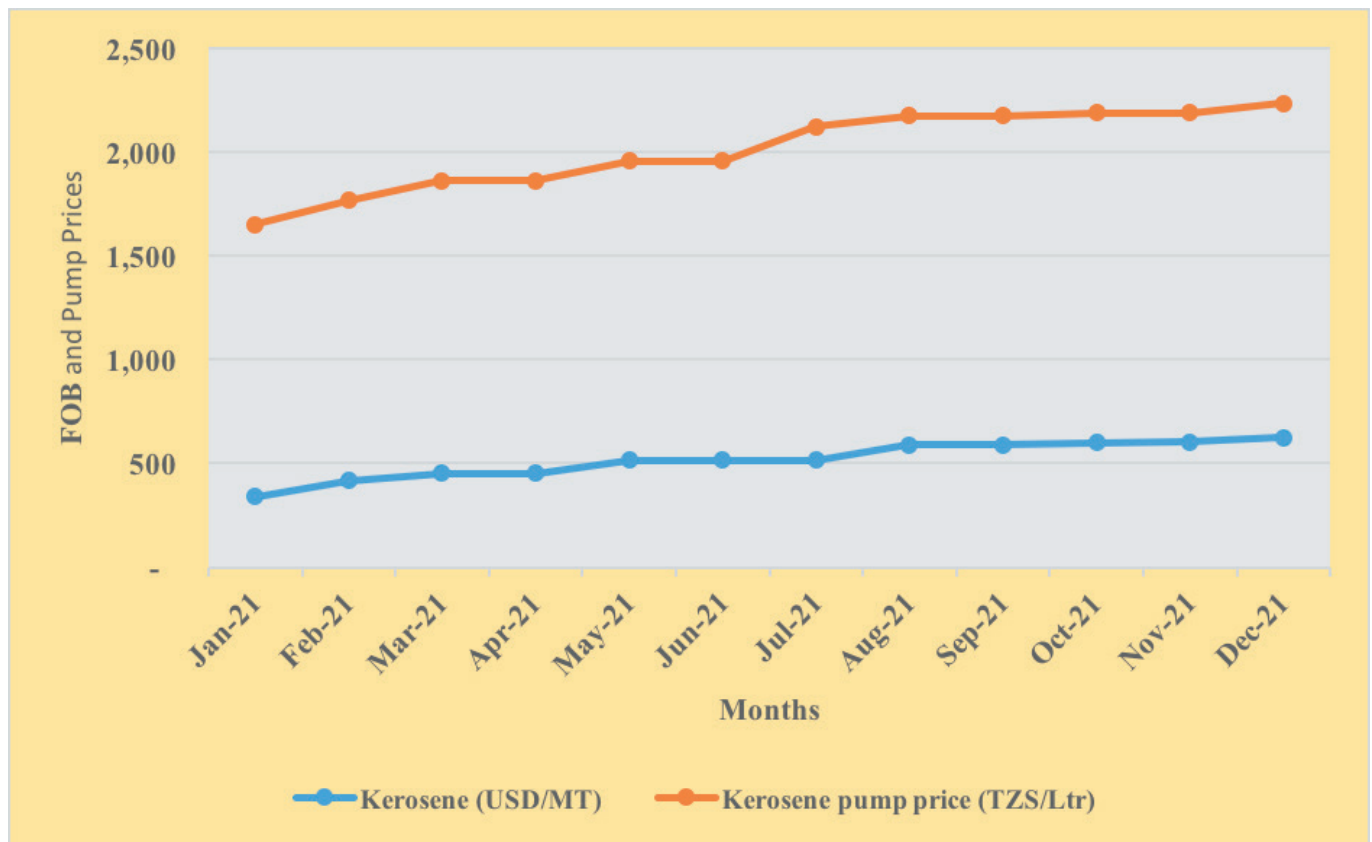


Figure 18: Relationship between Kerosene FOB and Pump Prices in 2021

4.3 Market Share of Oil Marketing Companies

The Authority continued to monitor competition among oil marketing companies in the country. Operators are allowed to expand their business operations to whatever levels in their capacities, provided that they do not breach the rules, licence terms and conditions. Operators are free to enter or exit the market, engage in mergers, acquisitions, re-branding or business promotions. Anti-competitive practices, including distortion of fuel quality standards, selling petroleum products beyond cap prices and breaching HSE practices were restricted and legal actions taken against dishonest players.

In the year under review, the petroleum market in the country remained competitive and fairly distributed among different Oil Marketing Companies (OMCs). Five dominating OMCs occupied 51.6% of the total market share. These are Puma Energy Tanzania Ltd (14.0%), Total Energies Tanzania Ltd (13.1%), and Gulf Bulk Petroleum Tanzania Ltd (8.5%) Mansoor Industries Limited (8.5%) and Oryx Energies (7.5%), while the remaining OMCs shared the remaining portion. Factors attributed to the five OMCs dominating a big market share include ownership of downstream supply chain, customer brand loyalty, distribution of petroleum products and supply contracts with big consumers, such as industries, mining and agriculture companies. The market share of all OMCs is as shown in **Table 16**.

Table 16: OMCs Market Share for Year 2021

OMC Name	AGO	PMS	IK	HFO	JET A-1	IDO	Total	Market Share
PUMA	339,020,706	119,929,700	-	11,580,525	108,539,139	-	579,070,070	14.0%
TOTAL	285,458,157	203,299,673	5,227,260	17,562,500	29,786,528	38,324	541,372,442	13.1%
GBP	180,079,940	166,247,600	4,159,750	-	-	-	350,487,290	8.5%
MOIL	187,841,902	161,297,747	-	-	-	-	349,139,649	8.5%
ORYX	194,838,925	112,031,197	1,072,906	574,349	-	51,000	308,568,376	7.5%
OILCOM	117,442,315	90,520,948	10,901,894	-	26,051,018	-	244,916,175	5.9%
CAMEL OIL	132,966,030	82,634,300	-	-	-	-	215,600,330	5.2%
ACER	94,033,072	84,291,628	-	-	-	-	178,324,700	4.3%
MT.MERU	101,683,400	77,112,000	-	-	-	-	178,795,400	4.3%
LAKEOIL	98,302,357	100,837,870	-	-	-	-	199,140,227	4.8%
HASS	72,480,300	41,557,300	-	-	-	-	114,037,600	2.8%
STAR OIL	61,464,250	60,676,250	-	-	-	-	122,140,500	3.0%
OLYMPIC	53,701,700	62,913,900	-	-	-	-	116,615,600	2.8%
VIVO	53,186,900	46,881,200	-	-	-	-	100,068,100	2.4%
AFROIL INVESTMENT	60,293,361	31,623,800	-	-	-	-	91,917,161	2.2%
TANOIL	46,150,000	34,974,200	-	-	-	-	81,124,200	2.0%
GAPCO	23,639,500	32,251,500	429,500	-	-	-	56,320,500	1.4%
BARREL PETRO ENERGY	30,707,000	20,762,500	-	-	-	-	51,469,500	1.2%
DALBIT	34,847,729	5,032,300	-	-	-	-	39,880,029	1.0%
PETROAFRICA	29,092,500	19,153,570	-	-	-	-	48,246,070	1.2%
ATN	11,279,220	13,939,548	-	-	-	-	25,218,768	0.6%
PETROFUEL	32,112,000	50,000	-	-	-	-	32,162,000	0.8%
UNITED GROUP	23,899,600	145,100	-	-	-	-	24,044,700	0.6%
ADMIRE	10,833,300	7,377,500	-	-	-	-	18,210,800	0.4%
OTHERS	41,503,281.00	23,169,492.00	18,000.00	-	-	-	64,690,773.00	1.6%
TOTAL	2,316,857,445	1,598,710,823	21,809,310	29,717,374	164,376,685	89,324	4,131,560,960	

5. INFRASTRUCTURE AND SUPPLY OF LIQUEFIED PETROLEUM GAS

5.1 LPG Facilities

LPG facilities include receiving and storage facilities, LPG cylinder re-filling plants and LPG cylinders distribution warehouse. In the country, LPG is mainly received through Kurasini Oil Jet 2 (KOJ₂) in Dar es Salaam port and a smaller quantity is received through Tanga port.

In the year 2021, there was no new investment in LPG receiving facilities. Therefore, the total storage capacity for LPG receiving facilities in Dar es Salaam and Tanga remained at 15,750 MT as presented in **Table 17**. Similarly, the upcountry LPG storage facilities for re-filling plants also remained at 1,522 MT as it was reported in the previous year. However, there are ongoing constructions of LPG re-filling plants in upcountry regions, including Lindi and Mtwara. **Appendix 6** shows the list of LPG storage capacities available countrywide.

Table 17: A List of LPG Receiving Facilities in Dar es Salaam and Tanga as of 31st December 2021

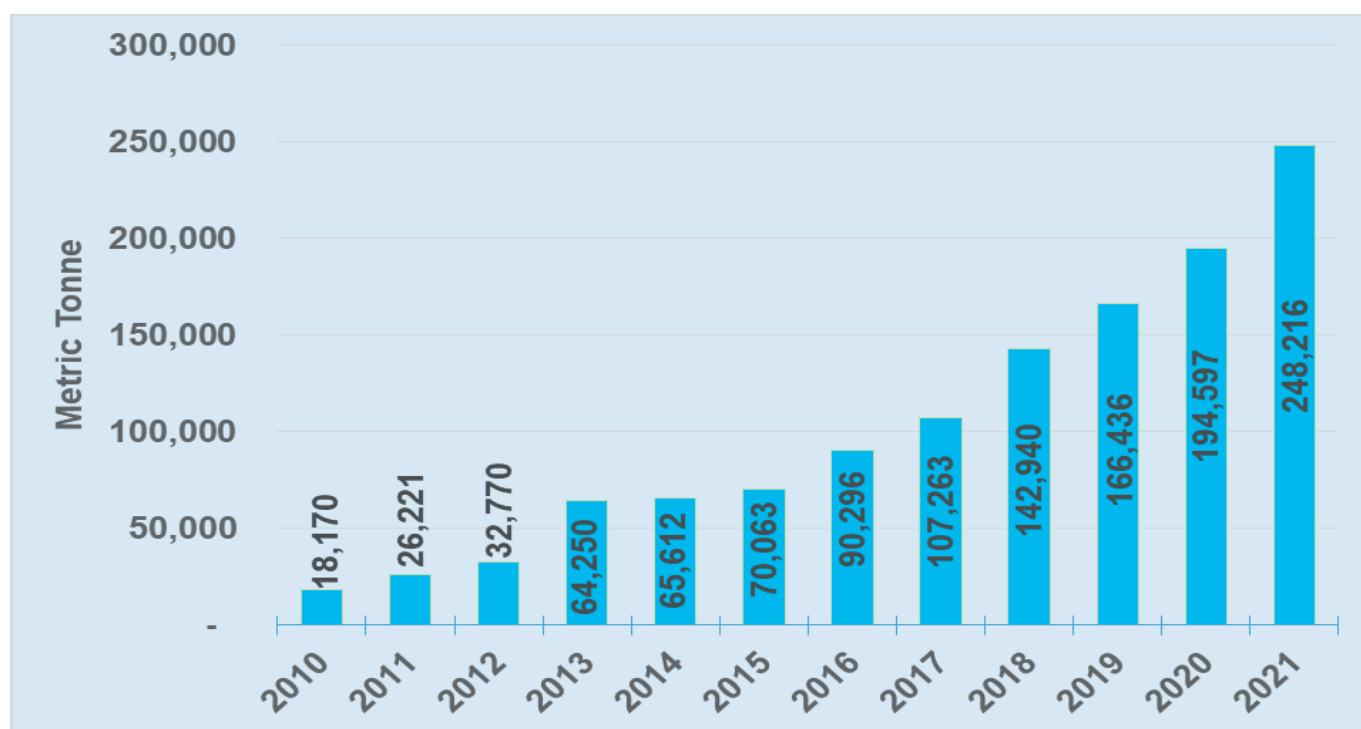
S/N	Name	Physical Location	Capacity (MT)
1	Taifa Gas Tanzania Limited – Kigamboni LPG Facility	Vijibweni Industrial area, Kigamboni, Dar es Salaam	7,450
2	Oryx Energies Tanzania Limited – Kigamboni LPG Facility	Vijibweni Industrial area, Kigamboni, Dar es Salaam	3,100
3	Manjis Gas Supply Limited – Kigamboni LPG Facility	Vijibweni Industrial area, Kigamboni, Dar es Salaam	2,900
4	Lake Gas Limited – Tanga LPG Facility	Chumbageni, Tanga	1,050
5	Lake Gas Limited - Kigamboni LPG Facility	Vijibweni Industrial area, Kigamboni, Dar es Salaam	750
6	Oilcom Tanzania Limited - Kurasini LPG Facility	Kurasini, Dar es Salaam	500
Grand Total Capacity (MT)			15,750

5.2 LPG Imports

In the year under review, the LPG business segment continued to grow with LPG imports increasing by 28% to 248,216 MT compared to 194,597 MT imported in 2020. The increase in the quantity of imported LPG is attributed to increased LPG consumption, following efforts done by the Government and LPG marketing companies to raise public awareness on the importance and convenience of using LPG instead of traditional cooking fuels such as charcoal, firewood and kerosene. In order to increase consumption of LPG especially for cooking in households, LPG is available at different cylinder sizes from 3kg to 15kg cylinders. For convenience of cooking in restaurants, cylinders of up to 40kg are also available in the market. Out of the total imported LPG, locally consumed LPG was recorded growing to 136,652 MT compared to 121,834MT consumed in 2020. Apart from local consumption, the LPG export business is also booming. In average, about 111,563 MT of the imported LPG was exported to neighbouring countries compared to 102,375 MT exported in 2020. **Table 18** presents LPG imports in 2021 whereas **Figure 19** indicates the LPG imports trend from 2010 to 2021.

Table 18: LPG Imports in 2021 (in Metric Tonnes)

Month	LPG Imports
January	12,295
February	16,648
March	27,297
April	16,356
May	19,892
June	22,961
July	28,596
August	15,483
September	31,813
October	22,534
November	20,263
December	14,077
Total Imports in 2021	248,216

**Figure 19: LPG Imports from 2010 to 2021**

5.3 Monitoring Market Share of Liquefied Petroleum Gas Marketing Companies

The Authority also continued to monitor LMCs performances in the market with respect to Liquefied Petroleum Gas (LPG) sales levels attained by each company in the market. In the year under review, Oryx Gas Tanzania emerged as market leader with 46% market share, followed by Taifa Gas Tanzania Limited with 23% market share. Manjis Gas ranked third with 11% market share, followed by Lake Gas Ltd in fourth place with a market share of 9%. The remaining LMCs, including Oilcom Gas, Orange Gas and Mount Meru Gas, shared the remaining portion as indicated in **Table 19**.

In the year under review, regional LPG consumption varied from zone to zone. The Coastal Zone which comprises Dar es Salaam, Coast, Morogoro, Mtwara, Lindi and Ruvuma regions was the leader with average LPG consumption of 49% of the total consumption, followed by the Northern Zone with average consumption level of 19%. The Northern Zone comprises Arusha, Kilimanjaro, Manyara and Tanga regions. On the other hand, the Lake Zone (Mwanza, Mara, Geita, Shinyanga, Kagera and Simiyu) had an average consumption rate of 15%. The Southern and Southern Highland Zone (Iringa, Njombe, Mbeya, Katavi, Rukwa and Songwe) had a consumption level of 10%. The remaining portion of 9% was consumed by regions of Dodoma, Singida, Kigoma and Tabora, making up the Central Zone. Depending on competitive advantages including distribution network extensiveness, brand image or loyalty and sales discounts, LMCs had a way to penetrate the regions to win sales share of LPG supply in the country as indicated in **Table 19**.

The Government in collaboration with LPG Marketing Companies and other key stakeholders including the Rural Energy Agency continued to promote the use of LPG as an alternative source of energy especially in rural areas and in areas with low consumption.

Table 19: LPG Marketing Companies Market Share for the year 2021

Name of Company	Coastal Zone	Central Zone	Northern Zone	Lake Zone	Southern Highland Zone	TOTAL SALES	COMPANY SHARE
Oryx Gas Tanzania Ltd	33,360,249.94	3,385,771.00	7,208,506	11,015,528	7,295,443	62,265,497.44	45.6%
Taifa Gas Tanzania Ltd	15,642,311.28	2,985,246	2,193,941	5,942,097	4,286,013	31,049,607.48	22.7%
Oilcom Gas	8,508,188.00	1,025,630	448,242	632,860	315,866	10,930,786.00	8.0%
Cam Gas	1,499,695.00	2,035	-	120,542	-	1,622,272.00	1.2%
Orange Gas Ltd	-	208,073	2,337,128	1,200	19,113	2,565,514.00	1.9%
Manjis Gas Ltd	564,100.00	480,452	12,400,913	1,088,074	578,139	15,111,678.00	11.1%
Lake Gas Ltd	7,563,841.00	563,725	1,539,523	1,944,499	951,288	12,562,876.00	9.2%
Mt Meru Gas	799.00	24,514.00	382,647	135,907	-	543,867.44	0.4%
Total Sales Local	67,139,184.22	8,675,446.00	26,510,899.44	20,880,706.70	13,445,862.00	136,652,098.36	
% of Zonal Consumption	49%	6%	19%	15%	10%	100%	
COMPANY MARKET SHARE PER ZONE							
	Coastal Zone	Central Zone	Northern Zone	Lake Zone	Southern Highland Zone		
OryxGas	50%	39%	27%	53%	54%		
Taifa/MihanGas	23%	34%	8%	28%	32%		
O Gas	13%	12%	2%	3%	2%		
CamGas	2%	0%	0%	1%	0%		
Orange Gas	0.0%	2.4%	8.8%	0.0%	0.1%		
Manjis Gas	1%	6%	47%	5%	4%		
LakeGas	11%	6%	6%	9%	7%		
Mt Meru Gas	0.0%	0.3%	1.4%	0.7%	0.0%		
Key:							
Coastal Zone:	Dar es Salaam, Coastal, Morogoro, Lindi, Mtwara and Ruvuma						
Central Zone:	Dodoma, Singida, Kigoma and Tabora						
Northern Zone:	Arusha, Kilimanjaro, Tanga and Manyara regions						
Lake Zone:	Mwanza, Shinyanga, Geita, Mara, Simiyu and Kagera regions						
Southern Highland Zone:	Iringa, Njombe, Mbeya, Katavi, Rukwa and Songwe regions						

6. SUPPLY OF LUBRICANTS

The supply of lubricants in the country comes from two sources - direct imports and lubricants that are locally blended at lubricant blending plants located in Tanzania. Currently, there are six (6) lubricant blending plants, namely Oryx Service and Specialities Ltd, Total (T) Ltd, Mineral Oil Ltd, General Petroleum Ltd, Lake Lubes Ltd and Mogas (T) Ltd. The quantity of lubricants supplied into the market in the year 2022 was 55,516,988 litres, whereas 47,340,517 litres, equivalent to 85%, was blended at the aforementioned blending plants and 8,176,471 litres, equivalent to 15%, was imported.

The lubricant supply market is led by Total (T) Ltd with a market share of 34.9%, followed by Oryx Services and Specialities (25.9%), Mineral Oil Ltd (11.5%), Mogas Tanzania Ltd (6.5%) and General Petroleum Ltd (5.1%).

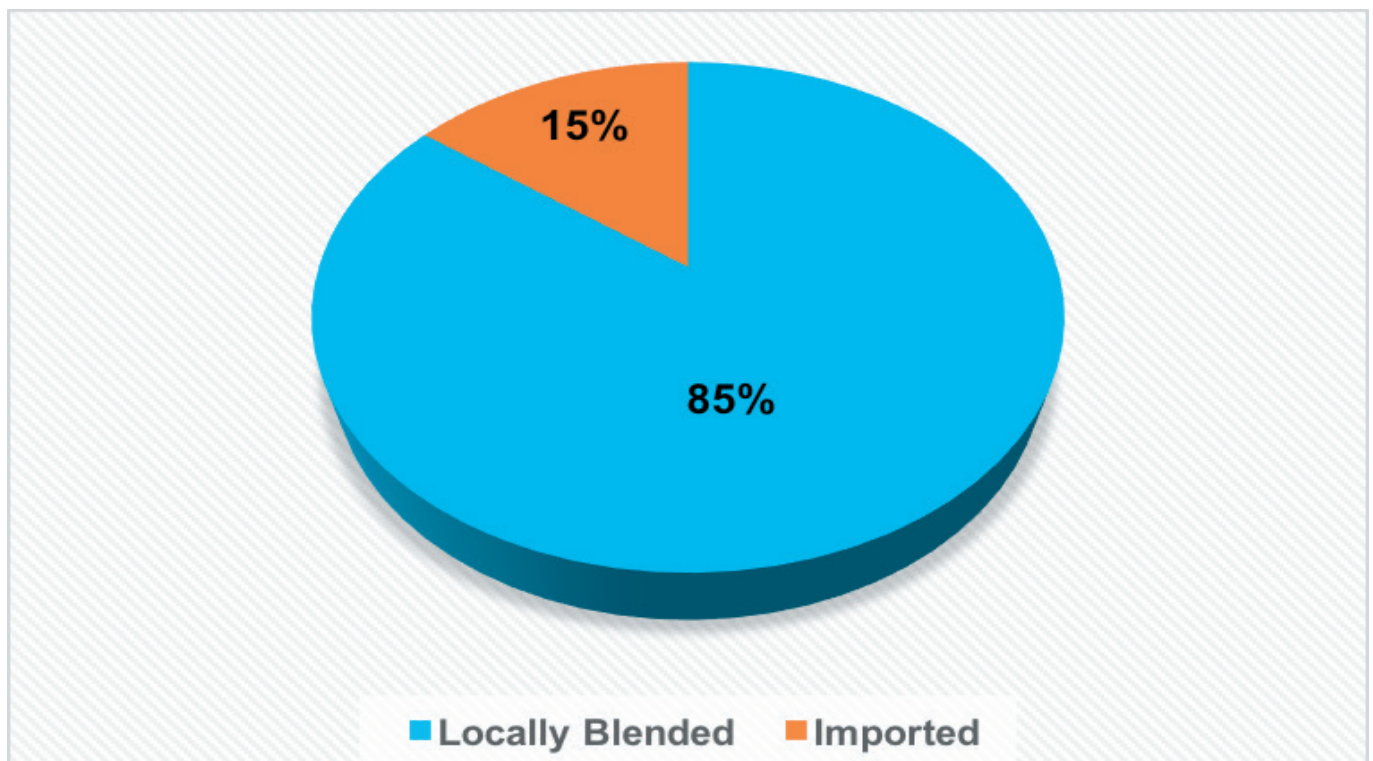


Figure 20: Contribution of Imported and Local Blended Lubricants in 2021

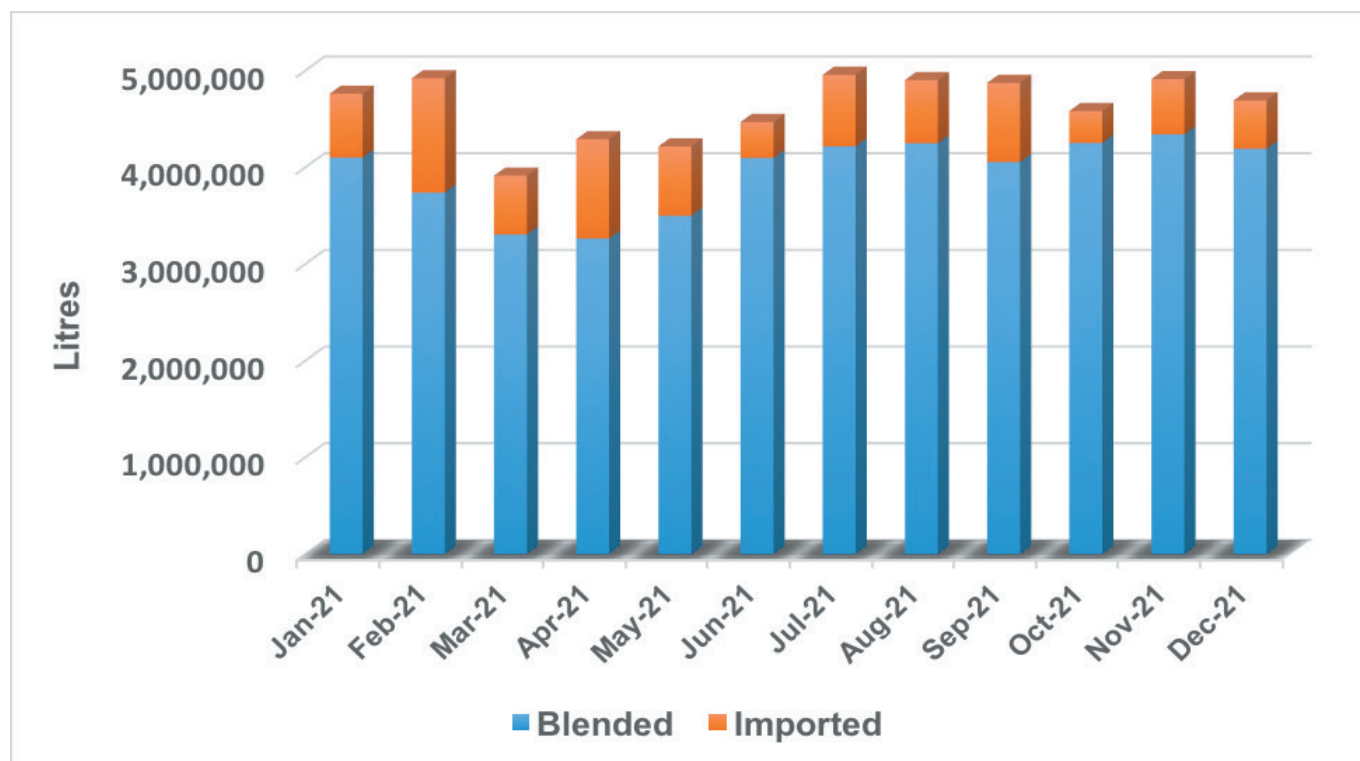


Figure 21: Locally Blended and Imported Lubricants in 2021

Table 20 shows the quantities of lubricants imported and locally blended in the year under review. The lubricant volume in year 2021 increased by 7% compared to the volumes in year 2020.

Table 20: Locally Blended and Imported Lubricants in the Year 2021

	BLENDED	IMPORTED	TOTAL
January	4,102,587	660,283	4,762,870
February	3,740,415	1,183,420	4,923,835
March	3,307,317	608,697	3,916,014
April	3,265,332	1,027,386	4,292,718
May	3,501,805	716,059	4,217,864
June	4,099,197	372,266	4,471,463
July	4,220,519	738,448	4,958,967
August	4,251,728	652,850	4,904,578
September	4,058,213	817,167	4,875,380
October	4,255,005	329,237	4,584,242
November	4,342,992	571,857	4,914,849
December	4,195,405	498,803	4,694,209
TOTAL 2021	47,340,517	8,176,471	55,516,988
TOTAL 2020	43,576,741	8,192,378	51,769,119
% CHANGE	9%	-0.2%	7%

7. LICENSING ACTIVITIES

Pursuant to Section 131(1) of the Petroleum Act, Cap 392, any person who intends to undertake a regulated activity is required to apply to EWURA for a licence. The petroleum licenses that are issued by the Authority include petroleum wholesale, petroleum storage, retail outlets commonly known as petrol stations, LPG distribution and lubricants wholesale to mention a few. For smooth implementation of this obligation, EWURA processes licences through its online application system namely, **License and Order Information System (LOIS)** which is accessed through the EWURA website www.ewura.go.tz or <https://lois.ewura.go.tz/ewura/home>.

In the year 2021, EWURA issued a total of 531 licences, which is equivalent to an increase of 3.3% compared to 514 licences issued in 2020. Out of 531 licences, 207 licences were issued to new applicants, whereas 324 licences were renewed.

In a bid to improve the supply of quality petroleum products in rural areas, EWURA continued to encourage the construction of low-cost petrol stations in rural areas. On the other hand, EWURA continued issuing conditional licences to rural petrol stations that met the minimum technical requirements without jeopardising HSE standards. In the year under review, out of 207 new licences, 84 licences were issued to petrol stations located in rural areas, whereas 35 of them were conditional licences. As of December 2021, the Authority has issued 279 licenses to petrol stations located in rural areas.

A summary of licences issued in 2021 is displayed in **Table 21**, whereas the list of applicants that were granted licences in 2021 is presented in **Appendix 7**. The Authority will continue to issue licenses to qualified applicants who intend to or are undertaking petroleum-regulated activities.

Table 21: Petroleum Licences Issued in 2021

Licence Type	No. of Renewed Licences	No. of New Licences	Total No. of issued Licences
Bitumen Wholesale	1	-	1
Bunkers Licence	-	1	1
Consumer installation	24	1	25
LPG Distribution	39	-	39
Lubricant Blending	1	-	1
Lubricant Distribution	2	-	2
Lubricant Wholesale	1	-	1
Lubricants Wholesale	12	1	13
Petroleum Importation and Coordination	-	1	1
Petroleum Storage	3	-	3
Petroleum Wholesale	15	8	23
Retail	226	195	421
Grand Total for 2021	324	207	531
Grand Total for 2020	246	268	514

8. COMPLIANCE MONITORING AND ENFORCEMENT

During the period under review, EWURA conducted compliance monitoring programmes in various regulated areas with the objective of ensuring that operators in the mid and downstream petroleum subsector comply with the applicable laws, rules, standards and the best petroleum industry practices along with the petroleum supply chain. Compliance monitoring was undertaken on product quality, fuel marking, fuel marker detection, infrastructure standards, HSE standards as well as petroleum cap prices.

EWURA continued to enforce compliance in all regulated areas and legal action was taken against operators who were non-compliant to applicable laws and rules. Sections 8.1 to 8.10 present the monitoring programs and enforcement taken by the Authority in the year under review.

8.1 Monitoring Compliance to Petroleum Infrastructure Standards

In the year 2021, EWURA continued to conduct regular and ad hoc compliance monitoring inspections on different petroleum facilities across the country in order to monitor compliance with the standards, licence terms and conditions, applicable laws, HSE requirements and best petroleum industry practices. The facilities that were inspected for compliance monitoring included petrol stations, petroleum storage depots, petroleum consumer installations, LPG storage and filling plants, LPG super dealers' warehouses, lubricant blending plants and lubricant wholesalers' warehouses.

During the period under review, 809 facilities were monitored, out of which, 495 facilities complied with licence terms and conditions, applicable laws, HSE requirements and best petroleum industry practices. The compliance level in 2021 was 61% compared to 71% attained in 2020. Legal action was taken against facilities that were found to be non-compliant, including closure of the facilities until the respective operators rectified anomalies. The Authority will continue to conduct regular compliance monitoring and enforcement in order to ensure all petroleum facilities in mainland Tanzania are operated under a high level of compliance. The Authority will also continue to raise the awareness of petroleum operators and the general public on compliance issues.

8.2 Monitoring Compliance to Petroleum Products Quality

As per Section 30(2) (b) of the Petroleum Act, Cap 392, EWURA has been mandated to monitor petroleum quality and standards. Similarly, section 179(1) of the same Act stipulates that, a person shall not distribute petroleum products unless such petroleum products conform to quality, safety and environmental specifications set out in the regulations made by the Minister. In implementing the above-mentioned function, EWURA has been conducting quality checks on petroleum products in accordance with the Petroleum (Sampling and Testing) Rules, 2010, GN No. 211. During the period under review, the Authority collected 942 samples from petroleum facilities. Quality tests for the collected samples were conducted at accredited laboratories to check for conformity of the products to Tanzanian standards.

Out of the 942 collected samples, 58 samples, equivalent to 6.16% did not conform to acceptable standards. In comparison, in 2020 the Authority collected 558 samples, out of which 68 samples, equivalent to 12.19% did not conform to TBS specifications. This translates that the level of compliance to petroleum products quality specifications in 2021 was 93.84% compared to 87.81% in 2020, equivalent to a 6.03% increase of quality compliance. The Authority will continue to put more effort to ensure high level of compliance is attained at all times and hence only quality petroleum products are supplied into the market. **Figure 22** presents a 10-year trend of non-conformity to petroleum products quality from year 2011 to year 2021.



Figure 22: Trend of Non-Conformity to Quality Standards from 2011 to 2021

Legal action was taken against petroleum operators found with non-conforming petroleum products in accordance with Section 179(2) (a) and (c) of the Petroleum Act, Cap 392. The legal action included closure of the facilities, payment of requisite fines and blending of the non-conforming products

8.3 Monitoring Compliance with Fuel Marking Programs

In the fight against dumping of transit, tax-exempted and smuggled petroleum products into the local market, EWURA continued to oversee the implementation of the fuel marking program since its inception in September 2010. The marking program is done pursuant to the Petroleum Products (Marking and Quality Control) Rules, 2010, GN. No. 210.

The Authority continued monitor the fuel marking program to ensure that it is executed in accordance with the Petroleum Products (Marking and Quality Control) Rules, GN. No. 210. Under the period of review, a total of 3,560,695,945 litres of petroleum products were marked, compared to 3,373,149,045 litres reported in 2020, equivalent to an increase of 5.6%. The volume of petrol marked in 2021 was 1,463,358,088 litres, which is an increase of 2.1%, while the volume of marked diesel was 2,073,237,328 litres, which is an increase of 8.8%. The increase

in the volume of marked petroleum products is an indicator of growth in demand for petroleum, which emanates mainly from growth of economic activities and human wellbeing.

On the other hand, the total volume of marked kerosene declined by 30.4% to a reported volume of 24,100,529 litres. The continued decrease of the marked volume of kerosene is attributed to the following main factors: availability and accessibility of affordable alternative energy sources including LPG, solar energy and electricity that were partly facilitated by an intensive rural electrification program. Similarly, the decline of marked volume of kerosene is also due to compliance monitoring and enforcement done by the Authority to curb adulteration of petroleum products, which may be done by mixing kerosene with other petroleum products. **Table 22** presents monthly marked volume in 2021 whereas **Figure 23** demonstrates the trend of marked volumes of kerosene from year 2012 to year 2021. The observed low quantity of marked volume for the month of April as presented in **Table 22**, is attributed to the transition period during the change of the marking service provider from Global Fluid International (GFI) to Tanzania Bureau of Standards (TBS), whereby thirteen (13) days passed without executing the fuel marking program.

Table 22: Summary of Marked Volumes in 2021 (in Litres)

Months	Petrol	Diesel	Kerosene	TOTAL
January	120,597,783	162,918,256	2,082,680	285,598,719
February	109,461,900	152,674,667	1,934,840	264,071,407
March	125,465,982	173,310,773	2,583,250	301,360,005
April	53,579,600	2,671,544	1,305,500	127,556,644
May	116,647,918	160,228,216	2,340,334	279,216,468
June	134,591,265	188,750,472	2,612,375	325,954,112
July	131,907,848	191,882,699	2,364,150	326,154,697
August	133,359,151	190,258,232	2,075,600	325,692,983
September	129,749,649	190,721,910	1,795,300	322,266,859
October	132,025,100	192,497,148	1,742,400	326,264,648
November	134,831,036	194,891,661	1,659,800	331,382,497
December	141,140,857	202,431,750	1,604,300	345,176,907
TOTAL 2021	1,463,358,089	2,073,237,328	24,100,529	3,560,695,946
TOTAL 2020	1,432,829,462	1,905,707,873	34,611,710	3,373,149,045
% difference	2.1%	8.8%	-30.4%	5.6%

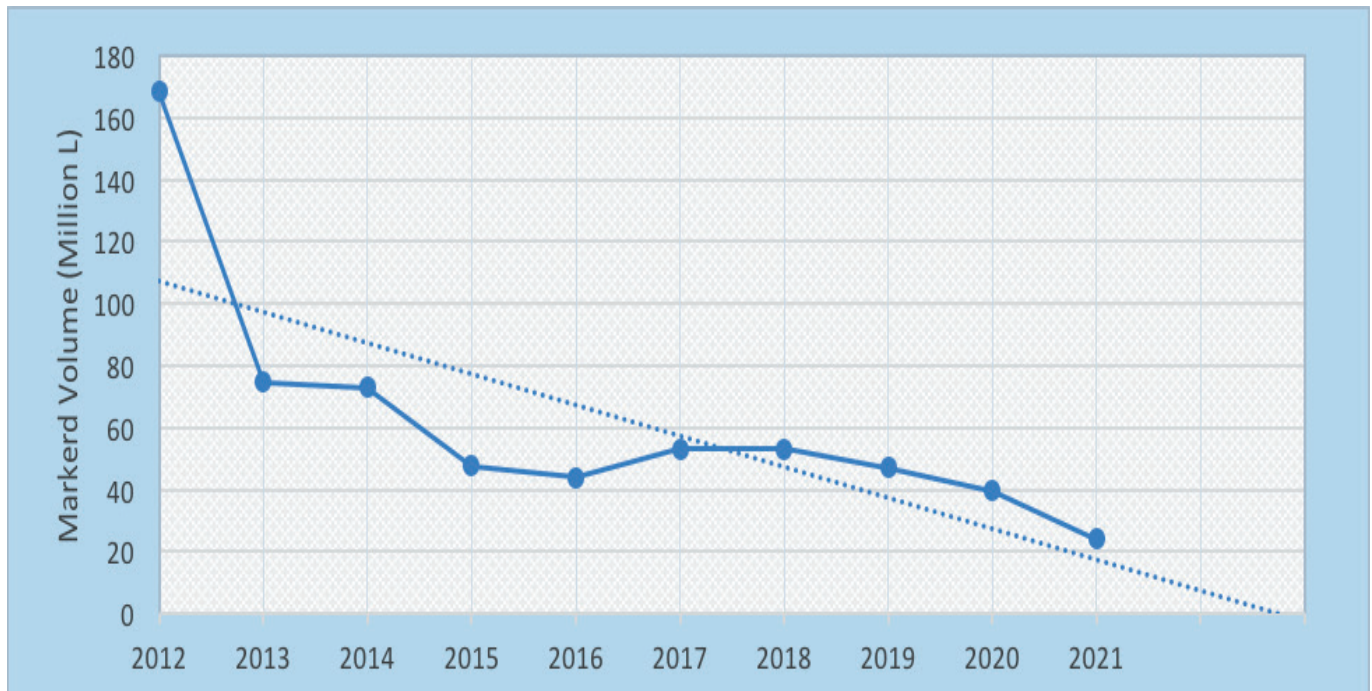


Figure 23: Trend of Kerosene Marked Volumes in Million Litres from 2012 to 2021

8.4 Compliance Monitoring of Fuel Marker Concentration Levels

The Authority continued to monitor marker concentration levels in three major petroleum products namely, diesel, petrol and kerosene, which are marked under the fuel marking program. To achieve this, the Authority conducted periodic and ad-hoc inspections and collected samples from different petroleum facilities across the country for the purpose of conducting fuel marker detection tests. The tests were conducted in accordance with the Petroleum Product (Marking and Quality Control) Rules, 2010, GN 210.

In 2021, the Authority conducted fuel marker detection tests on 709 petroleum facilities compared to 643 facilities that were marker-tested in 2020. Out of 709 tested facilities, 75 facilities, equivalent to 10.58% failed the tests compared to only a 3.27% failure rate recorded in 2020. This relatively higher failure rate in 2021 caused the compliance level to fuel marking to decrease from 96.73% achieved in 2020 to 89.42% recorded in the year under review. **Figure 24** demonstrates the trend of fuel marker failure from 2014 to 2021.

Legal action was taken by the Authority against operators who were found with non-conforming petroleum products, pursuant to the Petroleum Product (Marking and Quality Control) Rules, 2010. These included closure of the facilities and payment of the requisite fines to the Authority. Operators who were found with tax-exempted and transit petroleum products were referred to the Tanzania Revenue Authority (TRA) for payment of evaded taxes and other penalties as per the relevant customs laws.

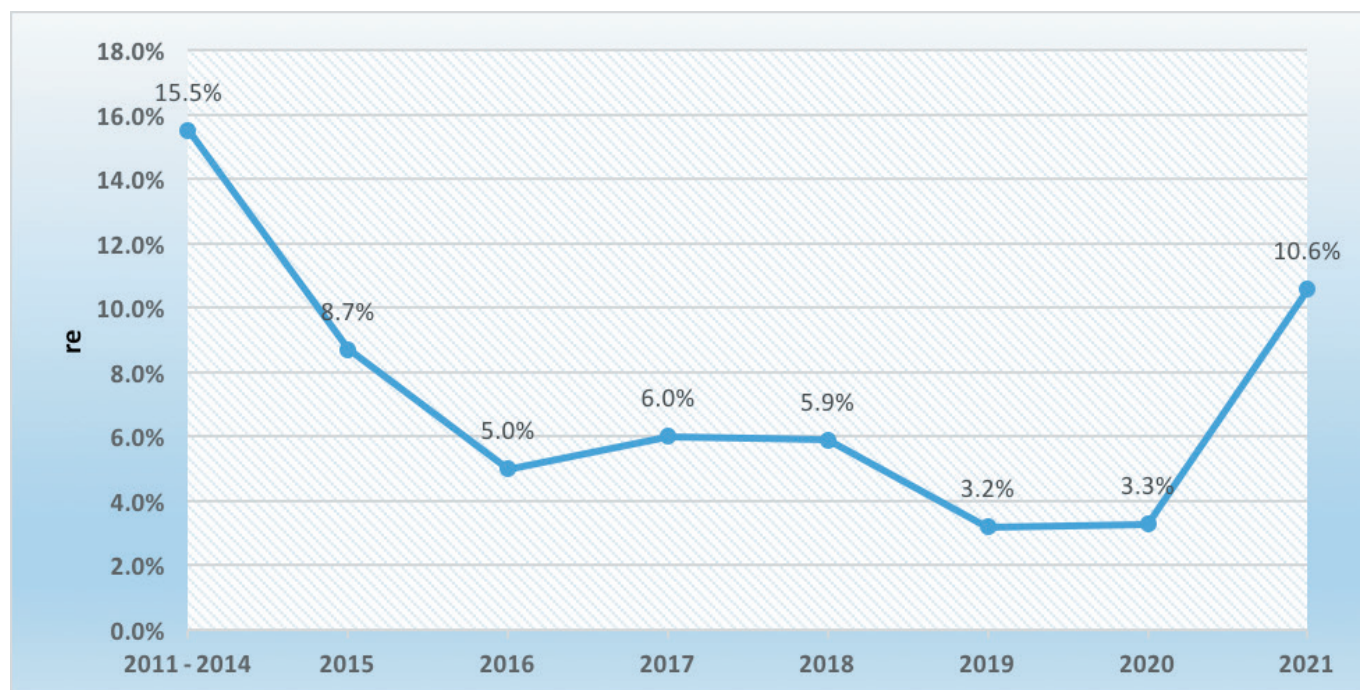


Figure 24: Trend of Marker Failed Facilities from 2011 to 2021

The Authority will continue conducting surveillance monitoring on petroleum facilities so as to crack down on illegal operators who are selling/offering for sale petroleum products that do not conform to the Petroleum (Marking and Quality Control) Rules, GN No. 210.

8.5 Monitoring Compliance with Price Setting Rules

As per Energy and Water Utilities Regulatory Authority (Petroleum Products Price Setting) (Amendments) Rules, 2017 GN. 163, the Authority continued to publish and monitor the compliance of petroleum cap prices. The petroleum products cap prices are computed monthly and issued to the public on the first Wednesday of every month. For year 2021, the Authority conducted compliance monitoring of cap price to 1,196 petrol stations across the country. No single petrol station was found selling the products above the cap prices, translating that the level of compliance to cap price for the year under review to be 100% compared to 99.83% achieved in 2020. The Authority will continue to monitor compliance to cap prices and ensure that 100% compliance level is maintained at all times.

8.6 Monitoring Facilities Constructed Without Construction Approvals

The Authority, under the Petroleum Act, Cap 392, is mandated to issue construction approval to any developer who intends to build petroleum facilities in the mid and downstream petroleum subsector. This mandate is provided in Section 126(1) of the Petroleum Act, Cap 392, which states that any person intending to construct a petroleum installation or petroleum carriage facility is required to apply in writing to EWURA for an approval. On the other hand, Section 127(1) of the Petroleum Act prohibits construction of petroleum installations without an approval from EWURA, while Section 127(2) of the same legislation provides penalties of not less than twenty million shillings (TZS 20,000,000) or imprisonment for a term of not less than 3 years, or both, to a person that contravene the aforementioned requirement.

In 2021, the Authority evaluated and approved a total of 263 applications for construction approvals, which is equivalent to an increase of 6% compared to 248 construction approvals granted in 2020. All applications for construction approvals for petrol stations were granted, with the exception of one approval, which was issued to the developer of an LPG storage and re-filling plant to be built at Vijibweni Industrial area, Kigamboni Municipality, in Dar es Salaam region. **Appendix 8** shows the list of developers who were granted construction approvals.

On the other hand, the Authority continued to conduct compliance monitoring on various petroleum facilities that were under construction. During the period under review, a total of 14 new facilities were found being constructed without approval from the Authority. This is equivalent to a decrease of 53% compared to 30 facilities found being built without approval from the Authority in 2020. **Appendix 9** presents a list of petroleum installations that were constructed without construction approvals in 2021. Punitive measures were taken against defaulters in accordance with Section 127(2) of the Petroleum Act, Cap 392 and Rule 4(4) of the Petroleum (Wholesale, Storage, Retail and Consumer Installations Operations) Rules, 2020. The Authority will continue to conduct awareness and enforce the rules to ensure compliance.

8.7 Monitoring Compliance to HSE in Petroleum Operations and Transportation

As provided in Sections 30(1) (i) and 30(1) (k) and Section 179 (1) of the Petroleum Act, Cap 392, the Authority is required to ensure that all operators of petroleum and gas facilities operate in a manner that does not pose a threat to public health, safety and the environment (HSE). In compliance with the above-mentioned legal requirements, the Authority continued to conduct compliance monitoring to HSE requirements on petroleum facilities and operators across Tanzania mainland.

In 2021, a total of eight (8) persons/businesses were found undertaking liquefied petroleum gas (LPG) operations in a manner that is detrimental to HSE requirements. Out of eight (8), five (5) persons were found conducting illegal re-filling of LPG cylinders contrary to Rule 32 of the Petroleum (Petroleum Liquefied Gas Operations) Rules, 2020, GN. No. 825. These five incidents occurred in Dar es Salaam and Kilimanjaro regions. The remaining three (3) operators were found storing LPG cylinders and conducting LPG business in residential premises in Singida, Kilimanjaro and Dar es Salaam regions. The Authority seized the LPG cylinders found at the site and handed over the same to respective suppliers to keep them in safe custody. The Authority has taken legal action against the individuals found undertaking LPG operations in a manner that is detrimental to HSE requirements. The Authority will continue to undertake planned and ad-hoc inspections to monitor compliance to HSE requirements. **Table 23** offers a summary of operators that were found operating contrary to HSE requirements, whereas **Figure 25**, **Figure 26** and **Figure 27** show pictures of some illegal re-filling incidents captured during the inspections.

Table 23: Incidents that Occurred Contrary to HSE Requirements in Year 2021

SN	Incident Description and Location	Incident Impact(s)	Corrective Action
1	<p>Five (5) incidents of Liquefied Petroleum Gas (LPG) illegal re-filling were discovered at different locations as described below:</p> <p>(i) An individual at his residential house located at Golani street, Mnazi Mmoja Area, Ubungo Municipality in Dar es Salaam Region. Inspection of the premises was done on 5th January 2021 in collaboration with Taifa Gas official and police officers.</p> <p>(ii) An individual at residential house No. 826, Mianzini Street, Mburahati area in Dar es Salaam region. Inspection of the premises was done on 11th March 2021 in collaboration with Oryx Gas Tanzania Limited and police officers.</p> <p>(iii) An LPG dealer at her retail outlet located at Bakwata Building, Vijana Street, Moshi Municipality in Kilimanjaro region. Inspection of the premises was done on 25th March 2021 which also discovered that the facility itself did not meet technical requirements.</p> <p>(iv) An individual at New Street adjacent to Zebra Hotel, Moshi Municipality in Kilimanjaro region. Inspection of the premises was done on 6th May 2021 in collaboration with Oryx Gas Tanzania and Police officers.</p> <p>(v) An individual was found by police conducting illegal LPG refilling operations at Kibasila Street, Upanga area in Dar es Salaam region.</p>	<p>Illegal re-filling of LPG poses imminent danger to health, safety and environment.</p> <p>The consequence of LPG illegal refilling includes fire explosion and it also deprives consumers' right to receive the correct quantity and quality of gas.</p>	<p>Action taken by the Authority includes: -</p> <p>(a) Seizure of LPG cylinders found at a site and handing them over to respective suppliers (such as Taifa Gas Tanzania Limited, Oryx Gas, Manjis, or Lake Gas) to keep them in safe custody;</p> <p>(b) issuing compliance order to a person found conducting illegal re-filling and/or handing over the person to police for further investigation and legal proceedings. This is to comply with Rule 32 of the Petroleum (Petroleum Liquefied Gas Operations) Rules, 2020, GN. No. 825; and/or</p> <p>(c) issuing compliance order and other legal action to the respective LPG supplier for failure to monitor its cylinders, which are above 16kg, in case that cylinder is used in conducting illegal re-filling. This is in accordance with Rule 41 of the Petroleum (Petroleum Liquefied Gas Operations) Rules, 2020, GN. No. 825.</p>

2	<p>Three (3) incidents of storing Liquefied Petroleum Gas cylinders of different brands and size at unauthorised premises were discovered at different locations as follows:</p> <p>(i) An operator at Mughanga Street and Ipembe Street, Singida District in Singida region. Inspection of the premises was done on 20th March 2021 in collaboration with Oryx Gas Tanzania Limited and police officers</p> <p>(ii) An individual at Bakwata Building, Vijana Street, Moshi Municipality in Kilimanjaro region. Inspection of the premises was done on 25th March 2021 in collaboration with Taifa Gas and police officers.</p> <p>(iii) An individual at Mwananyamala Kwa Kopa area, Kinondoni Municipality in Dar es Salaam region. Inspection of the premises was done on 18th June 2021 in collaboration with Oryx Gas Tanzania Limited and police officers.</p>	<p>The manner at which the LPG cylinders were stored poses imminent danger to health, safety and environment (HSE) contrary to Section 179 of the Petroleum Act, Cap 392.</p> <p>Storing LPG cylinders in unauthorised premises may cause fire explosion which may be fatal or cause injuries to human beings and damage to properties. It also reduces the number of cylinders in circulation and hence adding more costs of producing additional cylinders to LPG suppliers.</p>	<p>Action taken by the Authority includes: -</p> <p>(a) Seizure of LPG cylinders found at a site and handing them over to respective suppliers (such as Taifa Gas Tanzania Limited, Oryx Gas, Manjis, or Lake Gas) to keep them in safe custody;</p> <p>(b) Issue order to the involved person to stop undertaking LPG business operations in unauthorised premises until he/she finds another LPG storage facility that meets technical requirements;</p> <p>(c) Legal action was taken against suppliers for failure to comply with Rule 41(1-4) of the Petroleum (Petroleum Liquefied Gas) Rules. 2020 GN. No. 420.</p>
---	--	--	--



Figure 25: Illegal re-filling of LPG cylinders found taking place by Mr. Shedrack Ernest Chavaligino at Kibasila Street, Upanga area, in Dar es Salaam region



Figure 26: Illegal re-filling found taking place at Kibasila Street, Upanga area, in Dar es Salaam region



Figure 27: Illegal re-filling found taking place at Mburahati area in Dar es Salaam region

9. ENVIRONMENTAL IMPACT ASSESSMENT AND AUDIT REVIEW

The Environmental Management Act, 2004 and the Environmental Impact Assessment and Audit Regulations, 2005 require a project developer or proponent to conduct environmental impact assessment and audit studies. EIA studies are conducted prior to the commencement or financing of a project or undertaking, while environmental audit studies are carried out after commencement of operations. The regulations further prohibit any licensing authority in mainland Tanzania to issue a licence unless the applicant produces to the licensing authority an Environmental Impact Assessment Certificate issued by the minister responsible for the environment.

In compliance with the Environmental Management Act, from January to December 2021, the Authority reviewed 189 Environmental Impact Assessment (EIA) and Environmental Audit (EA) studies received from project proponents and operators in the petroleum downstream subsector. The Authority gave feedback about its concerns and views regarding the studies for inclusion in technical advisory meetings (TACs) held by NEMC before consideration for issuance of EIA Certificates. Compared to the year 2020, where the Authority reviewed 111 EIA and EA studies, there was a 70% increase in 2021, which translates into a high compliance level on the Environmental Management Act, 2004 as well as compliance to the regulatory requirement of obtaining construction approval before commencing construction of a project.

10. INCIDENT INVESTIGATIONS

During the period under review, the Authority continued to investigate incidents focusing on identifying their causes and recommending corrective action so that controls can be put in place to prevent recurrence of similar incidents in future. This is in accordance with Section 30(2) (o) of the Petroleum Act, Cap 392 that requires the Authority to investigate incidents that result into damage of infrastructure, injury or loss of life or property.

During the year under review, a total of eleven (11) incidents were investigated, whereby seven of those incidents involved overturned road fuel tankers. One incident involved illegal connections to the 24-inch TPA diesel pipeline from the Single Buoy Mooring (SBM) to KOJ at Maweni Kisota area, Kigamboni Municipality in Dar es Salaam region, two incidents involved leakage of a petroleum pipeline, whereby one was a 24-inch pipeline owned by TPA near the Single Buoy Mooring (SBM) and the other was a diesel (AGO) receiving pipeline owned by Mansoor Oil Industries Limited (MOIL) traversing from Kurasini Oil Jetty (KOJ) to MOIL's terminal. The last incident involved a cargo truck (without a driver), which while waiting to deliver the cargo to TPA, accelerated from the parking lot at KOJ – Kitopeni area, hit the security guard who died and damaged TIPER's 14-inch AGO pipeline.

The incidents occurred mainly due to mechanical failures of road tankers and loss of control of the tankers due to fatigue of the driver. The impacts emanating from overturned road tankers included product losses, damage to some of the trucks, injuries and one fatality. **Appendix 10** depicts a detailed description of the incidents that were investigated in the period under review while **Figure 28** through **Figure 30** show some of the pictures taken at the scenes of the incidents.



Figure 28: Oil spills as seen at the incident area where the road fuel tanker with registration No. T563CVM/T219CDF owned by UKOD International Co. Ltd overturned at Ng'apa village, Kilosa district, in Morogoro region



Figure 29: People collecting oil spills from the sea at Kigamboni Kijiji Beach, Maweni area, which resulted from leakage of diesel (AGO) from a 24-inch pipeline owned by TPA near the Single Buoy Mooring (SBM)



Figure 30: Some of the oil spills gathered at a seasonal water stream after an accident involving a road tanker with Reg. No. T610 DBY/T977 CRH at Maguha village, Dumila area, Kilosa district, in Morogoro region

11. KEY ACHIEVEMENTS, CHALLENGES AND WAY FORWARD

The key achievements that were recorded in the mid and downstream petroleum subsector in the year 2021 are:

- (i) Petroleum products supply in the country has been stable as there were no shortages recorded for the whole period from January to December 2021;
- (ii) Increased number of petrol stations both in urban and rural areas, whereby conditional licenses have been issued to some facilities that meet the minimum required technical standards, provided that the facilities comply with all HSE standards. This has ensured that consumers of petroleum products in rural areas are able to obtain quality petroleum products in a convenient and safe manner;
- (iii) Petroleum products pricing and monthly price cap publications have been successful and stable. Petroleum prices have been published on the first Wednesday of each month;
- (iv) High compliance level to petroleum products price regulation, whereby the petroleum products were sold at or below the set cap prices;
- (v) Consumer confidence on quality assurance as they buy petroleum products at petrol stations as well as increased awareness of customers' rights to be supplied with products that meet quality standards and the knowledge of reporting any misconduct to EWURA.

In spite of the recorded achievements in the subsector, there are still challenges to be addressed, including:

- (i) Lack of a Single Receiving Terminal for white petroleum products that will ensure products are received within a short period of time and hence reduce demurrage costs. The presence of the terminal will also ensure security of supply by providing a larger storage facility;
- (ii) Despite the increase of petrol stations in rural areas, there is still a need for increased investments in petrol stations so as to eliminate the sale of petroleum products in plastic bottles and storage of the products in drums in residential houses which endangers the lives and properties of such business people and others in the surrounding areas;
- (iii) On smuggling of petroleum products from neighbouring countries, EWURA will continue to work with other Government institutions to curb such illegal activities, especially in border regions;
- (iv) Limited capacity of LPG offloading facility at KOJ2, whereby the jetty is only capable of handling vessels with a maximum cargo of 5,500 MT, thus limiting the industry from achieving economies of scale in importation. Even though the total storage capacity is 15,750 MT, three vessels are required to deliver LPG that would utilise the full storage capacity;
- (v) High starter pack cost, which limits the increase of users of LPG, especially low income earners. The starter pack includes cylinders, burners and cookers. There is a need for LPG wholesalers to invest in LPG cylinders manufacturing plants in Tanzania or a source for affordable LPG cylinders that meet quality specifications in the international market; and
- (vi) Continued illegal re-filling of LPG cylinders, which is mostly done by decanting LPG from 38kg cylinders to 15kg cylinders and 6kg cylinders. This malpractice distorts fair competition in the market and poses imminent danger to health, safety and the environment. In order to control this malpractice, EWURA revised the LPG Operations Rules giving LPG wholesalers the obligation to monitor the movement of their cylinders which are above 16kg. The rules provide hefty penalties to those found conducting such practices and to wholesalers whose LPG cylinders are found to be used in decanting.

CONCLUSION

The petroleum mid and downstream subsector, in general, continues to perform well through the improvement and increased investments in infrastructure, growth in consumption of petroleum products and compliance to existing legislation. The Authority will continue to monitor the performance of the subsector to ensure availability, quality and affordability of petroleum products for the betterment of the lives of the people and enhanced contribution of the subsector to economic growth of the country. For maintainability and continuous improvement, the Authority shall:

- (i) Increase compliance monitoring activities to ensure operators comply with applicable regulations, rules and standards with regards to product quality, construction and operation of petroleum facilities in a manner that safeguards public health, safety and the environment.
- (ii) Continue with promotion of investments in low-cost petrol stations for rural areas with the objective of improving quality and availability of petroleum products in rural areas;
- (iii) Continue advocating the use of LPG and providing awareness to LPG operators, especially those distributing and handling LPG cylinders, as well as development of promotional materials for each market segment down to end-users; and
- (iv) Engage with other Government institutions to address challenges in LPG offloading facilities and LPG regulatory matters.

APPENDIXES

Appendix 1: Storage Capacities for Import Terminals at Receiving Ports in Tanzania in 2021

S/N	Name of the Company	Location	Petrol	Diesel	Kerosene	Jet A-1	HFO 125	HFO 180	IDO	TOTAL
1	Afroil Investment	Kigamboni	12,041	27,940	-	-	-	-	-	39,981
2	Camel Oil (T) Ltd	Kurasini	13,571	33,395	-	-	12,291	-	-	59,257
3	G&M Co Mtwara	Mtwara	3,500	16,500	-	-	-	-	-	20,000
4	GAPCO (T) Ltd	Kurasini	34,601	49,670	6,979	12,509	-	-	-	103,759
5	GBP (T) Ltd	Kurasini	28,770	31,936	-	9,107	-	-	-	69,813
6	GBP (T) Ltd	Raskazone, Tanga	65,429	92,476	4,415	-	-	-	-	162,320
7	Hass Petroleum Ltd	Kigamboni	9,993	13,783	-	-	-	-	-	23,776
8	Lake Oil Ltd	Kigamboni	31,997	32,152	-	19,830	-	-	-	83,979
9	Mogas (T) Ltd	Kurasini	16,000	24,000	-	-	-	-	-	40,000
10	MOIL	Kigamboni	12,343	14,453	-	-	-	-	-	26,796
11	National Oil (T) Ltd	Kurasini	7,331	17,685	1,113	-	-	-	-	26,129
12	Oilcom (T) Ltd	Kurasini	14,026	43,418	5,841	11,922	-	-	-	75,207
13	Oilcom (T) Ltd	Mtwara	2,499	2,494	-	-	-	-	-	4,993
14	Oryx Oil Ltd	Kurasini	13,463	37,342	933	-	4,498	-	52	56,288
15	Puma Energy (T) Ltd	Kurasini	10,056	35,326	-	31,693	1,820	2,348	-	81,243
16	Sahara (T) Ltd	Kigamboni	26,685	26,641	-	-	-	-	-	53,326
17	Star Oil (T) Ltd	Kurasini	12,941	24,800	-	-	-	-	-	37,741
18	Super Star Forwarders Co. Ltd	Kurasini	-	11,566	-	5,714	1,250	7,307	-	25,837
19	TIPER	Kigamboni	56,302	180,246	5,723	-	-	11,383	-	253,654
20	Vivo Energy	Kurasini	11,943	12,160	-	-	-	-	-	24,103
21	World Oil Ltd (I)	Kigamboni	11,000	22,000	-	-	-	-	-	33,000
22	World Oil Ltd (II)	Kigamboni	18,000	36,000	-	-	-	-	-	54,000
23	World Oil Ltd (III)	Kigamboni	27,031	27,011	-	-	-	-	-	54,042
GRAND TOTAL			439,522	812,994	25,004	90,775	19,859	21,038	52	1,409,244

Appendix 2: Storage Capacities for Inland Terminals (Units in Cubic Metres, m³)

S/No.	Name of the Company	Location	MSP	JET A1	IK	AGO	IDO	FO	TOTAL
1	Engen Petroleum Ltd	Kibirizi, Kigoma	1,392	-	399	550	-	150	2,491
2	Gapco Tanzania Ltd	Kibirizi, Kigoma	2,010	-	2,014	2,013	162	372	6,571
3	GBP Tanzania Ltd	Kibirizi, Kigoma	1,000	-	500	1,500	-	-	3,000
4	Oilcom Tanzania Ltd	Kibirizi, Kigoma	770	490	320	715	150	-	2,445
5	Total Tanzania Ltd	Kibirizi, Kigoma	1,600	810	-	765	-	-	3,175
6	World Oil Ltd	Kibirizi, Kigoma	410	-	410	410	-	-	1,230
7	East Africa Fossils Company	Musoma	544	-	153	816	-	-	1,513
8	Gapco Tanzania Ltd	Musoma	68	-	254	408	-	-	730
9	Malawi Government	Iyunga, Mbeya	1,820	-	392	2,027	-	-	4,239
10	Oryx Oil Company Ltd/Total Tanzania Ltd	Iyunga, Mbeya	930	-	550	2,260	-	-	3,740
11	Engen Petroleum Ltd	Pasua, Moshi	100	-	100	200	-	-	400
12	Oryx Oil Company Ltd	Pasua, Moshi	206	-	102	303	46	72	729
13	Puma Energy (T) Ltd	Pasua, Moshi	1,000	-	90	1,000	-	180	2,270
14	Puma Energy (T) Ltd	Mtwara	506	-	1,615	1,615	953	-	4,64,689
15	Engen Petroleum Ltd	Mwanza South	275	-	100	996	-	-	1,371
16	Gapco Tanzania Ltd	Mwanza South	155	-	207	408	59	-	829
17	Gapco Tanzania Ltd	Mwanza South	544	-	1,997	4,008	1,998	-	8,547
18	GBP Tanzania Ltd	Mwanza South	576	-	606	2,607	-	-	3,789
19	Oryx Oil Company Ltd	Mwanza South	160	-	100	400	58	-	718
20	Puma Energy (T) Ltd	Mwanza South	228	500	466	1,646	118	220	3,178
21	Engen Petroleum Ltd	Isaka, Shinyanga	516	-	163	1,399	-	-	2,078
22	Oilcom Tanzania Ltd	Isaka, Shinyanga	1,000	-	1,000	4,000	-	-	6,000
23	Oryx Oil Company Ltd	Isaka, Shinyanga	-	-	-	1,549	-	-	1,549
24	Total Tanzania Ltd	Shinyanga	216	-	147	1,273	-	-	1,636
25	Amazon Petroleum (T) Ltd	Kiloleni, Arusha	120	-	188	358	-	-	666
26	GBP Tanzania Ltd	Kiloleni, Arusha	158	-	217	412	-	-	787
27	Gapco Tanzania Ltd	Unga Ltd, Arusha	544	-	767	1,301	-	-	2,612
28	Mount Meru Petroleum	Njiro, Arusha	483	-	875	1,443	-	43	2,844
29	NSK Oil	Njiro, Arusha	300	-	300	1,200	-	-	1,800
Grand Storage Capacity Upcountry									75,626

Appendix 3: List of Suppliers and Premiums for Year 2021 (Weighted Average)

S/No.	DATE	BPS Tender No.	BPS Tender Winner Name	AGO		PMS		IK/JET A1	
				Premium (USD/MT)	Tendered Volumes (MT)	Premiums (USD/MT)	Tendered Volumes (MT)	Premiums (USD/MT)	Tendered Volumes (MT)
1	Jan-21	CPP/AGO/C1-SBM/01/2021	Addax Energy SA	25.24	81,077				
2	Jan-21	CPP/AGO/C2-SBM/01/2021	TOTSA Total Oil Trading SA	21.88	81,077				
3	Jan-21	CPP/AGO/C3-SBM/01/2021	TOTSA Total Oil Trading SA	21.88	81,077				
4	Jan-21	CPP/PMS/C1-KOJ1/01/2021	Sahara Energy Resources			28.38	30,379		
5	Jan-21	CPP/PMS/C2-KOJ1/01/2021	Alchemist Energy Trading DMCC			21.9	30,379		
6	Jan-21	CPP/PMS/C3-KOJ1/01/2021	Sahara Energy Resources			32.98	30,379		
7	Jan-21	CPP/PMS/C4-KOJ1/01/2021	Sahara Energy Resources			30.58	30,379		
8	Jan-21	CPP/JET A1&IK/C-KOJ1/01/2021	Addax Energy SA					36.36	19,459
9	Jan-21	CPP/COMBI/TNGA/01/2021	Vitol Bahrain EC	37.35	3,950	48.22	11,000		
10	Jan-21	CPP/COMBI/KOJ1-MT/01/2021	Sahara Energy Resources	56.45	1,600	40.92	32,129		
11	Feb-21	CPP/AGO/C1-SBM/02/2021	Addax Energy SA	37.8	96,428				
12	Feb-21	CPP/AGO/C2-SBM/02/2021	Addax Energy SA	37.6	92,280				
13	Feb-21	CPP/AGO/C3-SBM/02/2021	Vitol Bahrain EC	38.26	87,732				
14	Feb-21	CPP/PMS/C1-KOJ1/02/2021	Sahara Energy Resources			39.9	38,169		
15	Feb-21	CPP/PMS/C2-KOJ1/02/2021	Alchemist Energy Trading DMCC			39.3	37,572		
16	Feb-21	CPP/PMS/C3-KOJ1/02/2021	Alchemist Energy Trading DMCC			39.3	34,692		

S/No.	DATE	BPS Tender No.	BPS Tender Winner Name	AGO		PMS		IK/JET A1	
				Premium (USD/MT)	Tendered Volumes (MT)	Premiums (USD/MT)	Tendered Volumes (MT)	Premiums (USD/MT)	Tendered Volumes (MT)
17	Feb-21	CPP/PMS/C4-KOJ1/02/2021	Sahara Energy Resources			39.3	32,098		
18	Feb-21	CPP/JET A1&IK/C-KOJ1/01/2021	Vitol Bahrain EC					44.1	38,770
19	Feb-21	CPP/COMBI/TG1/02/2021	HAPCO FZE	37.03	15,050	49.77	10,800		
20	Feb-21	CPP/COMBI/KOJ1-MT/02/2021	Sahara Energy Resources	52	1,000	52	36,212		
21	Mar-21	CPP/AGO/C1-SBM/03/2021	Vitol Bahrain EC	21.43	74,179				
22	Mar-21	CPP/AGO/C2-SBM/03/2021	Vitol Bahrain EC	20.16	74,179				
23	Mar-21	CPP/AGO/C3-SBM/03/2021	Trafigura PTE Ltd	21.95	74,179				
24	Mar-21	CPP/PMS/C1-KOJ1/03/2021	Trafigura PTE Ltd			13.83	34,724		
25	Mar-21	CPP/PMS/C2-KOJ1/03/2021	Trafigura PTE Ltd			17.83	34,724		
26	Mar-21	CPP/PMS/C3-KOJ1/03/2021	Addax Energy SA			20.75	34,724		
27	Mar-21	CPP/COMBI/KOJ1-MT/03/2021	HAPCO FZE	31.29	2,300	29.53	37,424		
28	Mar-21	CPP/COMBI/TG1/03/2021	HAPCO FZE	29.96	17,100	28.2	18,220		
29	Apr-21	CPP/AGO/C1-SBM/04/2021	Addax Energy SA	20.75	101,867				
30	Apr-21	CPP/AGO/C2-SBM/04/2021	Trafigura PTE Ltd	19.95	101,867				
31	Apr-21	CCP/AGO/C3-SBM/04/2021	Vitol Bahrain EC	18.99	101,867				
32	Apr-21	CPP/PMS/C1-KOJ1/04/2021	Trafigura PTE Ltd			28.76	32,297		
33	Apr-21	CPP/PMS/C2-KOJ1/04/2021	Sahara Energy Resources			18.69	32,297		

S/No.	DATE	BPS Tender No.	BPS Tender Winner Name	AGO		PMS		IK/JET A1	
				Premium (USD/MT)	Tendered Volumes (MT)	Premiums (USD/MT)	Tendered Volumes (MT)	Premiums (USD/MT)	Tendered Volumes (MT)
34	Apr-21	CPP/PMS/C3-KOJ1/04/2021	Vitol Bahrain EC			30.98	32,297		
35	Apr-21	CPP/PMS/C4/KOJ1/04/2021	TOTSA Total Oil Trading SA			22.19	32,297		
36	Apr-21	CPP/JET A1&IK/C-KOJ1/04/2021	Addax Energy SA					29.507	29,741
37	Apr-21	CPP/COMBI/DAR-MTR/04/2021	Addax Energy SA	28.764	2,400	26.023	34,297		
38	Apr-21	CPP/COMB/TNG-DAR/04/2021	Addax Energy SA	28.76	13,250	25.903	17,300		
39	May-21	CPP/AGO/C1-SBM/05/2021	Addax Energy SA	50.52	80,000				
40	May-21	CPP/AGO/C2-SBM/05/2021	Addax Energy SA	49.91	61,808				
41	May-21	CPP/AGO/C-TNG/05/2021	Addax Energy SA	51.9	33,829				
42	May-21	CPP/PMS/C1-KOJ1/05/2021	Addax Energy SA			47.01	36,147		
43	May-21	CPP/PMS/C2-KOJ1/05/2021	Sahara Energy Resources			47.71	36,512		
44	May-21	CPP/PMS/C3-KOJ1/05/2021	Sahara Energy Resources			47.56	36,512		
45	May-21	CPP/JET&IK/C-KOJ1/2021	Addax Energy SA					63.6	24,081
46	May-21	CPP/COMBI/DAR-MTR/05/2021	HAPCO FZE	78.5	1,500	50.11	35,417		
47	May-21	CCP/COMB/TNG/05/2021	Sahara Energy Resources	54.5	15,450	54.5	12,920		
48	Jun-21	CPP/AGO/C1-SBM/06/2021	Addax Energy SA	24.66	109,835				
49	Jun-21	CPP/AGO/C2-SBM/06/2021	Vitol Bahrain EC	23.91	109,835				
50	Jun-21	CPP/JET&IK/C-KOJ1/06/2021	Addax Energy SA					42	23,083

S/No.	DATE	BPS Tender No.	BPS Tender Winner Name	AGO		PMS		IK/JET A1	
				Premium (USD/MT)	Tendered Volumes (MT)	Premiums (USD/MT)	Tendered Volumes (MT)	Premiums (USD/MT)	Tendered Volumes (MT)
51	Jun-21	CPP/PMS/C1-KOJ1/06/2021	Trafigura PTE Ltd			16.63	38,669		
52	Jun-21	CPP/PMS/C2-KOJ1/06/2021	Trafigura PTE Ltd			16.63	38,669		
53	Jun-21	CPP/COMB/DAR-MTR/06/2021	HAPCO FZE	38.94	1,500	21.19	36,269		
54	Jun-21	CPP/COM/TNG-DAR/06/2021	GBP Tanzania Ltd	48.76	5,800	39.84	31,189		
55	Jul-21	CPP/AGO/C1-SPM/07/2021	Sahara Tanzania Ltd	47.63	83,145				
56	Jul-21	CPP/AGO/C2-SPM/07/2021	Addax Energy SA	23.72	83,145				
57	Jul-21	CPP/AGO/C3-SPM/07/2021	Addax Energy SA	24.84	82,645				
58	Jul-21	CPP/JETA1-IK/C/KOJ1/07/2021	Addax Energy SA					51.89	13,976.00
59	Jul-21	CPP/PMS/C1-KOJ1/07/2021	Trafigura PTE Ltd			10.43	38,821		
60	Jul-21	CPP/PMS/C2-KOJ1/07/2021	Trafigura PTE Ltd			10.43	38,821		
61	Jul-21	CPP/COMBI/DAR-MT/08/2021	Augusta Energy DMCC	44.90	3,200	20.70	34,671		
62	Jul-21	CPP/DAR-TG/07/2021	GBP Tanzania Ltd	62.50	4,700	37.00	33,121		
63	Aug-21	CPP/AGO/C1-SPM/08/2021	Sahara Tanzania Ltd	40.97	92,849				
64	Aug-21	CPP/AGO/C2-SPM/08/2021	Oryx Oil Co. Ltd	41.40	93,510				
65	Aug-21	CPP/AGO/C3-SPM/08/2021	Augusta Energy DMCC	24.77	81,955				
66	Aug-21	CPP/JETA1-IK/C/KOJ1/08/2021	Augusta Energy DMCC					55.55	12,389.00
67	Aug-21	CPP/PMS/C1-KOJ1/08/2021	HAPCO FZE			7.04	38,307		
68	Aug-21	CPP/PMS/C2-KOJ1/08/2021	Augusta Energy DMCC			12.02	31,686		

S/No.	DATE	BPS Tender No.	BPS Tender Winner Name	AGO		PMS		IK/JET A1	
				Premium (USD/MT)	Tendered Volumes (MT)	Premiums (USD/MT)	Tendered Volumes (MT)	Premiums (USD/MT)	Tendered Volumes (MT)
69	Aug-21	CPP/PMS/C3-KOJ1/08/2021	Augusta Energy DMCC			11.22	31,053		
70	Aug-21	CPP/PMS/C4-KOJ1/08/2021	Augusta Energy DMCC			10.90	30,331		
71	Aug-21	CPP/COMBI/DAR&MT/08/2021	Hass Petroleum (T) Ltd	49.78	3,300	41.25	34,145		
72	Aug-21	CPP/COMBI/TG1/08/2021	GBP Tanzania Ltd	72.50	15,800	46.05	16,600		
73	Sep-21	CPP/AGO/C1-SBM/09/2021	Vitol Bahrain EC	22.92	99,271				
74	Sep-21	CPP/AGO/C2-SBM/09/2021	Vitol Bahrain EC	22.94	96,983				
75	Sep-21	CPP/AGO/C3-SBM/09/2021	Vitol Bahrain EC	22.13	94,113				
76	Sep-21	CPP/PMS/C1-KOJ1/09/2021	Trafigura PTE Ltd			6.33	38,665		
77	Sep-21	CPP/PMS/C2-KOJ1/09/2021	Augusta Energy DMCC			26.87	38,715		
78	Sep-21	CPP/JET A1&IK/C-KOJ1/09/2021	Vitol Bahrain EC					39.49	20,447
79	Sep-21	CPP/COMBI/KOJ1-MT/09/2021	HAPCO FZE	33.31	3,650	11.59	34,198		
80	Sep-21	CPP/COMBI/TG/09/2021	HAPCO FZE	30.78	15,800	8.06	16,600		
81	Oct-21	CPP/AGO/C1-SPM/10/2021	Augusta Energy DMCC	22.63	96,536				
82	Oct-21	CPP/AGO/C2-SPM/10/2021	Augusta Energy DMCC	22.20	95,143				
83	Oct-21	CPP/AGO/C3-SPM/10/2021	Augusta Energy DMCC	21.70	95,643				
84	Oct-21	CPP/PMS/C1-KOJ1/10/2021	Trafigura PTE Ltd			1.36	38,433		
85	Oct-21	CPP/PMS/C2-KOJ1/10/2021	Augusta Energy DMCC			17.86	38,253		
86	Oct-21	CPP/PMS/C3-KOJ1/10/2021	Augusta Energy DMCC			17.07	37,203		

S/No.	DATE	BPS Tender No.	BPS Tender Winner Name	AGO		PMS		IK/JET A1	
				Premium (USD/MT)	Tendered Volumes (MT)	Premiums (USD/MT)	Tendered Volumes (MT)	Premiums (USD/MT)	Tendered Volumes (MT)
87	Oct-21	CPP/COMBI/DAR & TANGA/10/2021	Augusta Energy DMCC	35.70	3,000	26.17	34,154		
88	Oct-21	CPP/JET A1&IK/C-KOJ1/10/2021	Vitol Bahrain EC					42.30	30,860
89	Oct-21	CPP/COMBI/KOJ1&MT/10/2021	HAPCO FZE	45.83	4,100	20.83	34,147		
90	Oct-21	CPP/COMBI/TANGA/10/2021	Addax Energy SA	35.25	19,750	29.18	8,210		
91	Nov-21	CPP/AGO/C1-SPM/11/2021	Augusta Energy DMCC	25.97	93,468				
92	Nov-21	CPP/AGO/C2-SPM/11/2021	Augusta Energy DMCC	26.09	93,218				
93	Nov-21	CPP/AGO/C3/SPM/11/2021	Addax Energy SA	25.34	89,504				
94	Nov-21	CPP/PMS/C1-KOJ1/11/2021	Augusta Energy DMCC			48.38	37,615		
95	Nov-21	CPP/PMS/C2-KOJ1/11/2021	Augusta Energy DMCC			47.77	37,585		
96	Nov-21	CPP/PMS/C3-KOJ1/11/2021	Augusta Energy DMCC			43.50	37,468		
97	Nov-21	CPP/JETA1-IK/C/KOJ1/11/2021	Vitol Bahrain EC					40.25	25,876
98	Nov-21	CPP/COMBI/KOJ1&MT/11/2020	Addax Energy SA	38.19	4,150	41.64	32,830		
99	Nov-21	CPP/COMBI/TANGA/11/2020	HAPCO FZE	41.85	19,550	36.10	18,200		
100	Dec-21	CPP/AGO/C1-SBM/12/2021	TPDC	20.20	104,174				
101	Dec-21	CPP/AGO/C2-SBM/12/2021	TPDC	20.96	103,347				
102	Dec-21	CPP/AGO/C3-SBM/12/2021	Vitol Bahrain EC	20.73	103,127				
103	Dec-21	CPP/PMS/C1-KOJ1/12/2021	E3 Energy DMCC			43.92	38,492		

S/No.	DATE	BPS Tender No.	BPS Tender Winner Name	AGO		PMS		IK/JET A1	
				Premium (USD/MT)	Tendered Volumes (MT)	Premiums (USD/MT)	Tendered Volumes (MT)	Premiums (USD/MT)	Tendered Volumes (MT)
104	Dec-21	CPP/PMS/C2-KOJ1/12/2021	Addax Energy SA			46.84	38,569		
105	Dec-21	CPP/PMS/C3-KOJ1/12/2021	Addax Energy SA			42.77	38,032		
106	Dec-21	CPP/PMS/C4-KOJ1/12/2021	TOTSA Total Oil Trading SA			37.00	37,854		
107	Dec-21	CPP/JET A1&IK/C-KOJ1/12/2021	Sahara Energy Resources					42.88	25,700.00
108	Dec-21	CPP/COMBI/KOJI-MT/12/2021	Augusta Energy DMCC	61.00	2,350	56.25	36,081		
109	Dec-21	CPP/COMBI/TAN/12/2021	Vitol Bahrain EC	33.87	19,450	64.13	18,750		
Weighted Average – 2021				28	3,334,592	30	2,024,703	43	264,382
Weighted Average – 2020				35	2,471,749	33	1,572,954	57	167,351

Appendix 4: Monthly Petroleum Products Premiums for Each Port in Year 2021

DAR ES SALAAM

S/N.	DATE	BPS Tender No.	BPS Tender Winner Name	AGO		PMS		IK/JET A1	
				Premium (USD/MT)	Tendered Volumes (MT)	Premiums (USD/MT)	Tendered Volumes (MT)	Premiums (USD/MT)	Tendered Volumes (MT)
1	Jan-21	CPP/AGO/C1-SBM/01/2021	Addax Energy SA	25.24	81,077				
2	Jan-21	CPP/AGO/C2-SBM/01/2021	TOTSA Total Oil Trading SA	21.88	81,077				
3	Jan-21	CPP/AGO/C3-SBM/01/2021	TOTSA Total Oil Trading SA	21.88	81,077				
4	Jan-21	CPP/PMS/C1-KOJ1/01/2021	Sahara Energy Resources			28.38	30,379		
5	Jan-21	CPP/PMS/C2-KOJ1/01/2021	Alchemist Energy Trading DMCC			21.90	30,379		
6	Jan-21	CPP/PMS/C3-KOJ1/01/2021	Sahara Energy Resources			32.98	30,379		
7	Jan-21	CPP/PMS/C4-KOJ1/01/2021	Sahara Energy Resources			30.58	30,379		
8	Jan-21	CPP/JET A1&IK/C-KOJ1/01/2021	Addax Energy SA					36	19,459
9	Jan-21	CPP/COMBI/KOJ1-MT/01/2021	Sahara Energy Resources			40.92	30,379		
10	Feb-21	CPP/AGO/C1-SBM/02/2021	Addax Energy SA	37.80	96,428				
11	Feb-21	CPP/AGO/C2-SBM/02/2021	Addax Energy SA	37.60	92,280				
12	Feb-21	CPP/AGO/C3-SBM/02/2021	Vitol Bahrain EC	38.26	87,732				
13	Feb-21	CPP/PMS/C1-KOJ1/02/2021	Sahara Energy Resources			39.90	38,169		
14	Feb-21	CPP/PMS/C2-KOJ1/02/2021	Alchemist Energy Trading DMCC			39.30	37,572		
15	Feb-21	CPP/PMS/C3-KOJ1/02/2021	Alchemist Energy Trading DMCC			39.30	34,692		
16	Feb-21	CPP/PMS/C4-KOJ1/02/2021	Sahara Energy Resources			39.30	32,098		
17	Feb-21	CPP/JET A1&IK/C-KOJ1/01/2021	Vitol Bahrain EC					44	38,770

S/N.	DATE	BPS Tender No.	BPS Tender Winner Name	AGO		PMS		IK/JET A1	
				Premium (USD/MT)	Tendered Volumes (MT)	Premiums (USD/MT)	Tendered Volumes (MT)	Premiums (USD/MT)	Tendered Volumes (MT)
18	Feb-21	CPP/COMBI/KOJ1-MT/02/2021	Sahara Energy Resources			52.00	34,712		
19	Mar-21	CPP/AGO/C1-SBM/03/2021	Vitol Bahrain EC	21.43	74,179				
20	Mar-21	CPP/AGO/C2-SBM/03/2021	Vitol Bahrain EC	20.16	74,179				
21	Mar-21	CPP/AGO/C3-SBM/03/2021	Trafigura PTE Ltd	21.95	74,179				
22	Mar-21	CPP/PMS/C1-KOJ1/03/2021	Trafigura PTE Ltd			13.83	34,724		
23	Mar-21	CPP/PMS/C2-KOJ1/03/2021	Trafigura PTE Ltd			17.83	34,724		
24	Mar-21	CPP/PMS/C3-KOJ1/03/2021	Addax Energy SA			20.75	34,724		
25	Mar-21	CPP/COMBI/KOJ1-MT/03/2021	HAPCO FZE	31.29	2,300	29.53	37,424		
26	Apr-21	CPP/AGO/C1-SBM/04/2021	Addax Energy SA	20.75	101,867				
27	Apr-21	CPP/AGO/C2-SBM/04/2021	Trafigura PTE Ltd	19.95	101,867				
28	Apr-21	CCP/AGO/C3-SBM/04/2021	Vitol Bahrain EC	18.99	101,867				
29	Apr-21	CPP/PMS/C1-KOJ1/04/2021	Trafigura PTE Ltd			28.76	32,297		
30	Apr-21	CPP/PMS/C2-KOJ1/04/2021	Sahara Energy Resources			18.69	32,297		
31	Apr-21	CPP/PMS/C3-KOJ1/04/2021	Vitol Bahrain EC			30.98	32,297		
32	Apr-21	CPP/PMS/C4-KOJ1/04/2021	TOTSA Total Oil Trading SA			22.19	32,297		
33	Apr-21	CPP/JET A1&IK/C-KOJ1/04/2021	Addax Energy SA					30	29,741
34	Apr-21	CPP/COMBI/DAR-MTR/04/2021	Addax Energy SA			26.02	34,297		
35	May-21	CPP/AGO/C1-SBM/05/2021	Addax Energy SA	50.52	80,000				
36	May-21	CPP/AGO/C2-SBM/05/2021	Addax Energy SA	49.91	61,808				
37	May-21	CPP/PMS/C1-KOJ1/05/2021	Addax Energy SA			47.01	36,147		
38	May-21	CPP/PMS/C2-KOJ1/05/2021	Sahara Energy Resources			47.71	36,512		
39	May-21	CPP/PMS/C3-KOJ1/05/2021	Sahara Energy Resources			47.56	36,512		
40	May-21	CPP/JET&IK/C-KOJ1/2021	Addax Energy SA					64	24,081

S/N.	DATE	BPS Tender No.	BPS Tender Winner Name	AGO		PMS		IK/JET A1	
				Premium (USD/MT)	Tendered Volumes (MT)	Premiums (USD/MT)	Tendered Volumes (MT)	Premiums (USD/MT)	Tendered Volumes (MT)
41	May-21	CPP/COMBI/DAR-MTR/05/2021	HAPCO FZE			50.11	32,817		
42	Jun-21	CPP/AGO/C1-SBM/06/2021	Addax Energy SA	24.66	109,835				
43	Jun-21	CPP/AGO/C2-SBM/06/2021	Vitol Bahrain EC	23.91	109,835				
44	Jun-21	CPP/JET&IK/C-KOJ1/06/2021	Addax Energy SA					42	23,083
45	Jun-21	CPP/PMS/C1-KOJ1/06/2021	Trafigura PTE Ltd			16.63	38,669		
46	Jun-21	CPP/PMS/C2-KOJ1/06/2021	Trafigura PTE Ltd			16.63	38,669		
47	Jun-21	CPP/COMB/DAR-MTR/06/2021	HAPCO FZE			21.19	34,669		
48	Jun-21	CPP/COM/TNG-DAR/06/2021	GBP Tanzania Ltd			39.84	31,189		
49	Jul-21	CPP/AGO/C1-SPM/07/2021	Sahara Tanzania Ltd	47.63	83,145				
50	Jul-21	CPP/AGO/C2-SPM/07/2021	Addax Energy SA	23.72	83,145				
51	Jul-21	CPP/AGO/C3-SPM/07/2021	Addax Energy SA	24.84	82,645				
52	Jul-21	CPP/JETA1-IK/C/KOJ1/07/2021	Addax Energy SA					52	13,976
53	Jul-21	CPP/PMS/C1-KOJ1/07/2021	Trafigura PTE Ltd			10.43	38,821		
54	Jul-21	CPP/PMS/C2-KOJ1/07/2021	Trafigura PTE Ltd			10.43	38,821		
55	Jul-21	CPP/COMBI/DAR-MT/08/2021	Augusta Energy DMCC			20.70	33,171		
56	Jul-21	CPP/DAR-TG/07/2021	GBP Tanzania Ltd			37.00	29,871		
57	Aug-21	CPP/AGO/C1-SPM/08/2021	Sahara Tanzania Ltd	40.97	92,849				
58	Aug-21	CPP/AGO/C2-SPM/08/2021	Oryx Oil Co. Ltd	41.40	93,510				
59	Aug-21	CPP/AGO/C3-SPM/08/2021	Augusta Energy DMCC	24.77	81,955				
60	Aug-21	CPP/JETA1-IK/C/KOJ1/08/2021	Augusta Energy DMCC					56	12,389
61	Aug-21	CPP/PMS/C1-KOJ1/08/2021	HAPCO FZE			7.04	38,307		

S/N.	DATE	BPS Tender No.	BPS Tender Winner Name	AGO		PMS		IK/JET A1	
				Premium (USD/MT)	Tendered Volumes (MT)	Premiums (USD/MT)	Tendered Volumes (MT)	Premiums (USD/MT)	Tendered Volumes (MT)
62	Aug-21	CPP/PMS/C2-KOJ1/08/2021	Augusta Energy DMCC			12.02	31,686		
63	Aug-21	CPP/PMS/C3-KOJ1/08/2021	Augusta Energy DMCC			11.22	31,053		
64	Aug-21	CPP/PMS/C4-KOJ1/08/2021	Augusta Energy DMCC			10.90	30,331		
65	Aug-21	CPP/COMBI/DAR&MT/08/2021	Hass Petroleum (T) Ltd			41.25	30,995		
66	Sep-21	CPP/AGO/C1-SBM/09/2021	Vitol Bahrain EC	22.92	99,271				
67	Sep-21	CPP/AGO/C2-SBM/09/2021	Vitol Bahrain EC	22.94	96,983				
68	Sep-21	CPP/AGO/C3-SBM/09/2021	Vitol Bahrain EC	22.13	94,113				
69	Sep-21	CPP/PMS/C1-KOJ1/09/2021	Trafigura PTE Ltd			6.33	38,665		
70	Sep-21	CPP/PMS/C2-KOJ1/09/2021	Augusta Energy DMCC			26.87	38,715		
71	Sep-21	CPP/JET A1&IK/C-KOJ1/09/2021	Vitol Bahrain EC					39	20,447
72	Sep-21	CPP/COMBI/KOJ1-MT/09/2021	HAPCO FZE			11.59	31,309		
73	Oct-21	CPP/AGO/C1-SPM/10/2021	Augusta Energy DMCC	22.63	96,536				
74	Oct-21	CPP/AGO/C2-SPM/10/2021	Augusta Energy DMCC	22.20	95,143				
75	Oct-21	CPP/AGO/C3-SPM/10/2021	Augusta Energy DMCC	21.70	95,643				
76	Oct-21	CPP/PMS/C1-KOJ1/10/2021	Trafigura PTE Ltd			1.36	38,433		
77	Oct-21	CPP/PMS/C2-KOJ1/10/2021	Augusta Energy DMCC			17.86	38,253		
78	Oct-21	CPP/PMS/C3-KOJ1/10/2021	Augusta Energy DMCC			17.07	37,203		
79	Oct-21	CPP/COMBI/DAR & TANGA/10/2021	Augusta Energy DMCC			26.17	31,154		
80	Oct-21	CPP/JET A1&IK/C-KOJ1/10/2021	Vitol Bahrain EC					42	30,860
81	Oct-21	CPP/COMBI/KOJ1&MT/10/2021	HAPCO FZE			20.83	31,647		
82	Nov-21	CPP/AGO/C1-SPM/11/2021	Augusta Energy DMCC	25.97	93,468				

S/N.	DATE	BPS Tender No.	BPS Tender Winner Name	AGO		PMS		IK/JET A1	
				Premium (USD/MT)	Tendered Volumes (MT)	Premiums (USD/MT)	Tendered Volumes (MT)	Premiums (USD/MT)	Tendered Volumes (MT)
83	Nov-21	CPP/AGO/C2-SPM/11/2021	Augusta Energy DMCC	26.09	93,218				
84	Nov-21	CPP/AGO/C3-SPM/11/2021	Addax Energy SA	25.34	89,504				
85	Nov-21	CPP/PMS/C1-KOJ1/11/2021	Augusta Energy DMCC			48.38	37,615		
86	Nov-21	CPP/PMS/C2-KOJ1/11/2021	Augusta Energy DMCC			47.77	37,585		
87	Nov-21	CPP/PMS/C3-KOJ1/11/2021	Augusta Energy DMCC			43.50	37,468		
88	Nov-21	CPP/JETA1-IK/C/KOJ1/11/2021	Vitol Bahrain EC					40	25,876
89	Nov-21	CPP/COMBI/KOJ1&MT/11/2020	Addax Energy SA				30,000		
90	Dec-21	CPP/AGO/C1-SBM/12/2021	TPDC	20.20	104,174				
91	Dec-21	CPP/AGO/C2-SBM/12/2021	TPDC	20.96	103,347				
92	Dec-21	CPP/AGO/C3-SBM/12/2021	Vitol Bahrain EC	20.73	103,127				
93	Dec-21	CPP/PMS/C1-KOJ1/12/2021	E3 Energy DMCC			43.92	38,492		
94	Dec-21	CPP/PMS/C2-KOJ1/12/2021	Addax Energy SA			46.84	38,569		
95	Dec-21	CPP/PMS/C3-KOJ1/12/2021	Addax Energy SA			42.77	38,032		
96	Dec-21	CPP/PMS/C4-KOJ1/12/2021	TOTSA Total Oil Trading SA			37.00	37,854		
97	Dec-21	CPP/JET A1&IK/C-KOJ1/12/2021	Sahara Energy Resources					43	25,700
98	Dec-21	CPP/COMBI/KOJ1-MT/12/2021	Augusta Energy DMCC			56.25	32,481		
			Average Premium in Dar es Salaam in year 2021	27.52		29.38		44.36	

TANGA

S/N.	DATE	BPS Tender No.	BPS Tender Winner Name	AGO		PMS	
				Premium (USD/MT)	Tendered Volumes (MT)	Premiums (USD/MT)	Tendered Volumes (MT)
1	Jan-21	CPP/COMBI/TNGA/01/2021	Vitol Bahrain EC	37.35	1,505	48.22	10,800
2	Feb-21	CPP/COMBI/TG1/02/2021	HAPCO FZE	37.03	15,050	49.77	10,800
3	Feb-21	CPP/COMBI/KOJI-MT/02/2021	Sahara Energy Resources	52.00	1,000	52.00	36,212
4	Mar-21	CPP/COMBI/TG1/03/2021	HAPCO FZE	29.96	17,100	28.20	18,220
5	Apr-21	CPP/COMB/TNG/04/2021	Addax Energy SA	28.76	13,250	25.90	17,300
6	May-21	CPP/AGO/C-TNG/05/2021	Addax Energy SA	51.90	33,829		
7	May-21	CCP/COMB/TNG-DAR/05/2021	Sahara Energy Resources	54.50	15,450	54.50	12,920
8	Jun-21	CPP/COM/TNG-DAR/06/2021	GBP Tanzania Ltd	48.76	5,800	39.84	5,520
9	Jul-21	CPP/DAR-TG/07/2021	GBP Tanzania Ltd	62.50	4,700	37.00	3,250
10	Aug-21	CPP/COMBI/TG1/08/2021	GBP Tanzania Ltd	72.50	15,800	46.05	16,600
11	Sep-21	CPP/COMBI/TG/09/2021	HAPCO FZE	30.78	19,890	8.06	18,425
12	Oct-21	CPP/COMBI/DAR & TANGA/10/2021	Augusta Energy DMCC	35.70	3,000	26.17	3,000
13	Oct-21	CPP/COMBI/TANGA/10/2021	Addax Energy SA	35.25	19,750	29.18	18,210
14	Nov-21	CPP/COMBI/TANGA/11/2020	HAPCO FZE	41.85	19,550	36.10	18,200
15	Dec-21	CPP/COMBI/TAN/12/2021	Vitol Bahrain EC	33.87	19,450	64.13	18,750
			Weighted Average – 2021	42.76	205,124	40.01	208,207
			Weighted Average – 2020	35.31	2,471,749	32.63	1,572,954

MTWARA

S/No.	DATE	BPS Tender No.	BPS Tender Winner Name	AGO		PMS	
				Premium (USD/MT)	Tendered Volumes (MT)	Premiums (USD/MT)	Tendered Volumes (MT)
1	Jan-21	CPP/COMBI/KOJI-MT/01/2021	Sahara Energy Resources	56.45	1,600	40.92	1,750
2	Feb-21	CPP/COMBI/KOJI-MT/02/2021	Sahara Energy Resources	52.00	1,000	52.00	1,500
3	Mar-21	CPP/COMBI/KOJI-MT/03/2021	HAPCO FZE	31.29	2,300	29.53	2,700
4	Apr-21	CPP/COMBI/DAR-MTR/04/2021	Addax Energy SA	28.76	2,400	26.02	2,000
5	May-21	CPP/COMBI/DAR-MTR/05/2021	HAPCO FZE	78.50	1,500	50.11	2,600
6	Jun-21	CPP/COMBI/DAR-MTR/06/2021	HAPCO FZE	38.94	1,500	21.19	1,600
7	Jul-21	CPP/COMBI/DAR-MT/08/2021	Augusta Energy DMCC	44.90	3,200	20.70	1,500
8	Aug-21	CPP/COMBI/DAR&MT/08/2021	Hass Petroleum (T) Ltd	49.78	3,300	41.25	3,150
9	Sep-21	CPP/COMBI/KOJI-MT/09/2021	HAPCO FZE	33.31	3,650	11.59	2,889
10	Oct-21	CPP/COMBI/KOJ1&MT/10/2021	HAPCO FZE	45.83	4,100	20.83	2,500
11	Nov-21	CPP/COMBI/KOJ1&MT/11/2020	Addax Energy SA	38.19	4,150	41.64	2,830
12	Dec-21	CPP/COMBI/KOJI-MT/12/2021	Augusta Energy DMCC	61.00	2,350	56.25	3,600
			Weighted Average – 2021	44.40	31,050	35.38	28,619
			Weighted Average – 2020	35.31	2,471,749	32.63	1,572,954

Appendix 5: Imported Local and Transit Petroleum Products in 2021 (in Litres)

Imported Local Petroleum Products

MONTH	AGO	PMS	IK	JET A1	HFO	TOTAL
January	142,205,252.93	137,576,287.11	-	-	4,670,719.94	284,452,259.99
February	180,698,554.73	118,579,698.20	2,586,773.29	14,370,352.00	-	316,235,378.22
March	158,461,180.92	145,843,882.73	1,966,497.13	27,771,769.52	-	334,043,330.29
April	177,961,565.80	85,652,745.72	2,338,869.53	22,115,983.64	4,486,294.00	292,555,458.70
May	199,627,580.19	101,785,091.47	-	-	-	301,412,671.66
June	69,753,181.43	141,369,701.07	1,971,767.77	18,392,455.55	-	231,487,105.82
July	161,791,381.95	85,247,757.28	2,857,875.49	12,213,136.68	-	262,110,151.41
August	133,786,021.24	118,632,973.00	1,671,449.72	6,545,409.10	5,066,953.00	265,702,806.07
September	191,441,772.81	145,270,666.63	253,640.73	6,627,664.42	-	343,593,744.59
October	204,553,683.84	128,785,601.85	2,964,233.65	32,903,579.24	-	369,207,098.58
November	150,148,780.67	120,063,614.70	-	-	9,972,661.00	280,185,056.38
December	199,816,525.80	170,832,520.70	952,719.90	18,814,226.29	-	390,415,992.70
Add Localized Jan to Dec-2021	169,756,362.57	105,059,060.60	2,821,449.85	2,418,029.19	42,519.54	280,097,421.75
Downgraded	-	-	-	-	-	-
TOTAL in 2021	2,140,001,844.90	1,604,699,601.06	20,385,277.07	162,172,605.63	24,239,147.48	3,951,498,476.14
Year 2020	1,969,238,380.00	1,414,130,416.00	34,154,592.00	117,414,976.00	26,795,952.00	3,561,734,316.00
% CHANGE	8.7%	13.5%	-40.3%	38.1%	-9.5%	10.9%

Imported Transit Petroleum Products

MONTH	AGO	PMS	JETA1/IK	HFO	TOTAL
January	103,642,115	107,913,502	-	4,482,926	216,038,543
February	209,914,738	89,035,917	10,545,989	-	309,496,644
March	177,090,101	114,951,926	19,664,658	-	311,706,686
April	201,172,732	75,301,670	13,500,731	-	289,975,133
May	186,134,825	103,621,095	-	-	289,755,920
June	78,633,633	100,424,928	11,412,991	-	190,471,551
July	202,697,080	96,281,983	11,490,216	8,343,008	318,812,287
August	152,267,360	84,967,582	10,389,332	-	247,624,274
September	219,600,717	121,151,401	8,799,214	-	349,551,333
October	204,974,216	93,862,464	33,033,586	-	331,870,265
November	120,503,348	85,159,306	-	2,712,853	208,375,508
December	207,624,027	110,169,898	17,272,878	-	335,066,803
Less Localized Jan1 to Dec 2021	169,756,363	105,059,061	5,239,479	42,520	280,097,422
Downgraded	-	-	-	-	-
TOTAL	1,894,498,530	1,077,782,612	130,870,115	15,496,268	3,118,647,525
Year 2020	1,347,691,409	755,620,388	105,589,971	7,844,645	2,216,746,413
% CHANGE	41%	43%	24%	98%	41%

Appendix 6: List of LPG Facilities and Their Storage Capacities in Mainland Tanzania

S/N	Name of Facility	Region	Storage Capacity (MT)
1	Lake Gas Limited - Arusha LPG Facility	Arusha	55
2	Manjis Gas Limited - Arusha LPG Facility	Arusha	180
3	Orange Gas Limited - Arusha LPG Facility	Arusha	120
4	Taifa Gas Tanzania Limited - Arusha LPG Facility	Arusha	46
5	Acer Petroleum Tanzania Limited - Arusha LPG Facility	Arusha	50
6	Oryx Energies Tanzania Limited - Dodoma LPG Facility	Dodoma	50
7	Lake Gas Limited - Dodoma LPG Facility	Dodoma	20
8	Taifa Gas Tanzania Limited - Dodoma LPG Facility	Dodoma	46
9	Taifa Gas Tanzania Limited - Geita LPG Facility	Geita	23
10	Oryx Energies Tanzania Limited - Iringa LPG Facility	Iringa	25
11	Lake Gas Limited - Iringa LPG Facility	Iringa	30
12	Taifa Gas Tanzania Limited - Iringa LPG Facility	Iringa	23
13	Taifa Gas Tanzania Limited - Bukoba LPG Facility	Kagera	23
14	Taifa Gas Tanzania Limited - Kigoma LPG Facility	Kigoma	23
15	Oryx Energies Tanzania Limited - Moshi LPG Facility	Kilimanjaro	110
16	Taifa Gas Tanzania Limited - Moshi LPG Facility	Kilimanjaro	23
17	Taifa Gas Tanzania Limited - Babati LPG Facility	Manyara	23
18	Taifa Gas Tanzania Limited - Musoma LPG Facility	Mara	23
19	Oryx Energies Tanzania Limited - Mbeya LPG Facility	Mbeya	50
20	Taifa Gas Tanzania Limited - Mbeya LPG Facility	Mbeya	46
21	Taifa Gas Tanzania Limited - Morogoro LPG Facility	Morogoro	23
22	Oryx Energies Tanzania Limited - Mwanza LPG Facility	Mwanza	200
23	Lake Gas Limited - Mwaza LPG Facility	Mwanza	55
24	Taifa Gas Tanzania Limited - Mwanza LPG Facility	Mwanza	46
25	Taifa Gas Tanzania Limited - Njombe LPG Facility	Njombe	23
26	Taifa Gas Tanzania Limited - Sumbawanga LPG Facility	Rukwa	23
27	Taifa Gas Tanzania Limited - Songea LPG Facility	Ruvuma	23
28	Oryx Energies Tanzania Limited - Shinyanga LPG Facility	Shinyanga	25
29	Taifa Gas Tanzania Limited - Shinyanga LPG Facility	Shinyanga	23
30	Taifa Gas Tanzania Limited - Kahama LPG Facility	Shinyanga	23
31	Taifa Gas Tanzania Limited - Singida LPG Facility	Singida	23
32	Taifa Gas Tanzania Limited - Tabora LPG Facility	Tabora	23
33	Taifa Gas Tanzania Limited - Tanga LPG Facility	Tanga	23
		TOTAL	1,522

Appendix 7: List of Applicants Licensed in 2021

List of Petroleum Importation and Coordination Licences - RENEWAL

S/N	Name	Region	Licence Number	Type of Licence	Status
1	Petroleum Bulk Procurement Agency (PBPA)	Dar es Salaam	PICL-2021-001	Importation and Coordination	Renew

List of Petroleum Bunkering Licence - RENEWAL

S/N	Name	Region	Licence Number	Type of Licence	Status
1	Asean International Limited	Dar es Salaam		Bunkering Licence	Renew

List of Bitumen Wholesale Licences

S/N	Name	Region	Licence Number	Type of Licence	Status
1	Starpeco Limited	Dar es Salaam	PBWB-2021-001	Bitumen Wholesale	New

List of Petroleum Wholesale Licences - NEW

S/N	Name	Region	Licence Number	Type of Licence	Status
1	Olasiti Investment Co. Ltd	Arusha	PWL-2021-001	Petroleum Wholesale	New
2	Boss Petroleum Company Limited	Dar es Salaam	PWL-2021-002	Petroleum Wholesale	New
3	Brava Energy Limited	Dar es Salaam	PWL-2021-005	Petroleum Wholesale	New
4	Karan Petroleum Limited	Dar es Salaam	PWL-2021-006	Petroleum Wholesale	New
5	World Oil Tanzania Limited	Dar es Salaam	PWL-2021-010	Petroleum Wholesale	New
6	Yabka Petroleum (T) Limited	Dar es Salaam	PWL-2021-011	Petroleum Wholesale	New
7	Tupesh Energy (T) Limited	Dar es Salaam	PWL-2021-012	Petroleum Wholesale	New
8	Alfa Energy Tanzania Limited	Dar es Salaam	PWL-2021-014	Petroleum Wholesale	New
9	Ngome J&U Group	Dodoma	PWL-2021-016	Petroleum Wholesale	New
10	Harmony Energy Ltd	Dar es Salaam	PWL-2021-017	Petroleum Wholesale	New
11	ETG Logistics Ltd	Dar es Salaam	PWL-2021-018	Petroleum Wholesale	New
12	Agriaoasis International Limited	Dar es Salaam	PWL-2021-019	Petroleum Wholesale	New
13	Asamoil Company Limited	Dar es Salaam	PWL-2021-020	Petroleum Wholesale	New
14	Polot Commercial Investment Company Limited	Morogoro	PWL-2021-021	Petroleum Wholesale	New
15	Meala Manisma Energy Branch Company Limited	Dar es Salaam	PWL-2021-004	Petroleum Wholesale	New

Petroleum Wholesale Licences – RENEWAL

S/N	Name	Region	Licence Number	Type of Licence	Status
1	ATN Petroleum Company Limited	Morogoro	PWL-2021-003	Petroleum Wholesale	Renewed
2	Barrel Petro Energy Co. Limited	Dar es Salaam	PWL-2021-004	Petroleum Wholesale	Renewed
3	Afroil Investment Ltd	Dar es Salaam	PWL-2021-007	Petroleum Wholesale	Renewed
4	Mansoor Industries Ltd (MOIL)	Dar es Salaam	PWL-2021-008	Petroleum Wholesale	Renewed
5	Sahara Tanzania Limited	Dar es Salaam	PWL-2021-009	Petroleum Wholesale	Renewed
6	Mogas Tanzania Ltd	Dar es Salaam	PWL-2021-013	Petroleum Wholesale	Renewed
7	Refuelling Solution (T) Limited	Dar es Salaam	PWL-2021-015	Petroleum Wholesale	Renewed
8	Agusta Energy Tanzania Limited	Dar es Salaam	PRL-2021-022	Petroleum Wholesale	Renewed

List of Petroleum Storage Licences - NEW

S/N	Name	Region	Licence Number	Type Of Licence	Status
1	Lake Oil Limited	Dar es Salaam	PSBL-2021-002	Petroleum Storage	New
2	Oilcom (T) Ltd	Dar es Salaam	PSBL-2021-003	Petroleum Storage	New with Conditions
3	Camel Oil (T) LTD	Dar es Salaam	PSBL-2021-022	Petroleum Storage	New with Conditions

List of Petroleum Retail Licences - NEW

S/N	Name	Region	Licence Number	Type Of Licence	Status
1	K.B Service Station Mombo	Tanga	PRL-2021-004	Retail	New
2	Trust Oil Petrol Station Dennis Richard Swai	Kilimanjaro	PRL-2021-005	Retail	New
3	Mount Meru Petroleum Ltd – Magugu	Manyara	PRL-2021-006	Retail	New
4	New Salama Esso Service Station (1994) Gofu Branch	Tanga	PRL-2021-007	Retail	New
5	Petroafrica (T) Limited-Yombo Service Station	Dar es Salaam	PRL-2021-008	Retail	New
6	Rupez Oil – Misugusugu	Coast	PRL-2021-009	Retail	New
7	Asamoil Company Limited – Kisarawe II Petrol Station	Dar es Salaam	PRL-2021-010	Retail	New
8	Lake Oil Limited – Gerezani	Dar es Salaam	PRL-2021-011	Retail	New
9	Nassor Ally Hemed-NALI Oil	Coast	PRL-2021-012	Retail	New
10	Mexons Energy Ltd-Bunju	Dar es Salaam	PRL-2021-013	Retail	New
11	Lake Oil Ltd - Bahari Beach	Dar es Salaam	PRL-2021-014	Retail	New
12	Zubeda Hamisi Msakati Petrol Station	Dodoma	PRL-2021-015	Retail	New
13	Mohamed Hussein Mohamed – Mita	Dodoma	PRL-2021-016	Retail	New
14	Manyanyas Oil Limited Petrol Station	Mbeya	PRL-2021-017	Retail	New
15	Yuso Logistics Company Limited	Songwe	PRL-2021-018	Retail	New
16	TAIRO Oil Ltd – Mlowo Petrol Station	Mbeya	PRL-2021-019	Retail	New
17	Remigius Patrick Nshange Petrol Station, Kagondo	Kagera	PRL-2021-020	Retail	New
18	Malimau Filling Station	Dodoma	PRL-2021-050	Retail	New
19	Abdi Mbarak Pemba	Arusha	PRL-2021-051	Retail	New
20	Top Oil Petroleum – Stakishari	Dar es Salaam	PRL-2021-060	Retail	New

S/N	Name	Region	Licence Number	Type Of Licence	Status
21	Rupeez Oil	Dar es Salaam	PRL-2021-061	Retail	New
22	Sebastian N Toya T/A Sengiyumva Filling Station	Kigoma	PRL-2021-062	Retail	New
23	Engen Masaki Service Station	Dar es Salaam	PRL-2021-065	Retail	New
24	Lake Oil Limited – Kigogo DSM	Dar es Salaam	PRL-2021-066	Retail	New
25	Alsaedy Filling Station	Morogoro	PRL-2021-067	Retail	New
26	ATN Petroleum Wazo Hill	Dar es Salaam	PRL-2021-068	Retail	New
27	Furahisha Franci Msigwa – FM Filling Station	Mbeya	PRL-2021-069	Retail	New
28	Hike Investment Limited	Songwe	PRL-2021-070	Retail	New
29	Halima Samli Selemani – Nakapanya Filling Station	Ruvuma	PRL-2021-071	Retail	New
30	Engen Nyakato Service Station	Mwanza	PRL-2021-072	Retail	New
31	Jonas N. Nyagawa – J. N. Petrol Station	Iringa	PRL-2021-073	Retail	New
32	Nuroil Petrol Station	Tabora	PRL-2021-074	Retail	New
33	Tanu K. Mahame T/A Buyungu 'A' Filling Station Kakonko	Kigoma	PRL-2021-086	Retail	New
34	Bhoke Mhere Marwa T/A BH Chamwino Petroleum	Dodoma	PRL-2021-087	Retail	New
35	Gudal Tanzania Co. Ltd – Ada Estate	Dar es Salaam	PRL-2021-088	Retail	New
36	Kimashuku Investments Company Limited	Manyara	PRL-2021-093	Retail	New
37	Epimaki Christopher Haiba Petrol Station Hanang	Manyara	PRL-2021-094	Retail	New
38	Mkulima Petrol Station	Kilimanjaro	PRL-2021-095	Retail	New
39	Olympic Petroleum (T)Limited – Tunduma Petrol Station	Songwe	PRL-2021-096	Retail	New
40	C.F.Ng'umbi Investment Company Limited – Makambako Petrol Station	Njombe	PRL-2021-097	Retail	New
41	C.F.Ng'umbi Investment Company Limited – Kibena Petrol Station	Njombe	PRL-2021-098	Retail	New
42	Hozable Oilcom Limited	Njombe	PRL-2021-099	Retail	New
43	Summer Estate Limited Petrol Station	Mbeya	PRL-2021-100	Retail	New
44	Salum Hamoud Salum Petrol Station Shelui	Singida	PRL-2021-108	Retail	New
45	Mashaka Maulid Filling Station – Kakonko	Kigoma	PRL-2021-109	Retail	New
46	Engen Vijibweni Service Station	Dar es Salaam	PRL-2021-110	Retail	New
47	ATN Petroleum Co. Ltd-Kigamboni Tuamoyo Petrol Station	Dar es Salaam	PRL-2021-111	Retail	New
48	Lake Oil (T) Ltd – Taifa Petrol Station	Dar es Salaam	PRL-2021-112	Retail	New

S/N	Name	Region	Licence Number	Type Of Licence	Status
49	Hussein Abdulkadir Hussein T/A Scaba Scuba Petrol Station – Kigamboni	Dar es Salaam	PRL-2021-113	Retail	New
50	Barrel Petro Energy Co. Limited – Goba Service Station	Dar es Salaam	PRL-2021-114	Retail	New
51	Puma Mtumba Service Station	Dodoma	PRL-2021-123	Retail	New
52	Puma Mbwanga Service Station	Dodoma	PRL-2021-124	Retail	New
53	C. F. Ng'umbi Investment Company Limited – Mtili	Iringa	PRL-2021-125	Retail	New
54	Discount Oil Petrol Station	Dar es Salaam	PRL-2021-126	Retail	New
55	Bustemma Universal Traders Ltd - Kerege Petrol Station	Coast	PRL-2021-127	Retail	New
56	Salmo Oil Limited – Katubuka Petrol Station	Kigoma	PRL-2021-128	Retail	New
57	Tegamatu Company Limited	Geita	PRL-2021-129	Retail	New
58	Amos Site Mabena – Mabena Petrol Station	Njombe	PRL-2021-130	Retail	New
59	Samora Mussa Muyombe – Makongolosi Filling Station	Mbeya	PRL-2021-131	Retail	New
60	Sayari Filling Station Mbezi Msakuzi	Dar es Salaam	PRL-2021-162	Retail	New
61	MSF Petroleum Limited	Morogoro	PRL-2021-163	Retail	New
62	Mchemba Fuel Service Station Company Limited	Mtwara	PRL-2021-164	Retail	New
63	Dotto Damian F. Bulunda – Ngoma 'A' Filling Station	Mwanza	PRL-2021-165	Retail	New
64	Kifaru Oil Investment Limited – Babati	Manyara	PRL-2021-166	Retail	New
65	Ester Oil Filling Station Mkamba	Morogoro	PRL-2021-175	Retail	New
66	Barrel Petro Energy Company Ltd NSSF Kibada	Dar es Salaam	PRL-2021-176	Retail	New
67	Fountain Petroleum Limited	Mtwara	PRL-2021-177	Retail	New
68	Usambara Filling Station	Tanga	PRL-2021-178	Retail	New
69	Almas Laurent Mmasi Fuel Service Station	Arusha	PRL-2021-179	Retail	New
70	Horebu Petrol Station	Kilimanjaro	PRL-2021-180	Retail	New
71	G Five Petrol Station	Kilimanjaro	PRL-2021-181	Retail	New
72	Sovavi Agencies Ltd	Kilimanjaro	PRL-2021-182	Retail	New
73	Mack Energy Company Limited – Nyamatongo	Mwanza	PRL-2021-183	Retail	New
74	Mizingo Fuel Service Station	Geita	PRL-2021-184	Retail	New
75	Olasiti Investment Co. Ltd - Kahama Petrol Station	Shinyanga	PRL-2021-185	Retail	New

S/N	Name	Region	Licence Number	Type Of Licence	Status
76	Ashico Tanzania Co. Ltd- Kahama Petrol Station	Mwanza	PRL-2021-186	Retail	New
77	Hamidu Family Investment Filling Station	Coast	PRL-2021-199	Retail	New
78	LOFLYP Simbeye Investment	Dar es Salaam	PRL-2021-200	Retail	New
79	Mamwe Service Station	Dar es Salaam	PRL-2021-201	Retail	New
80	Petroafrica (T) Limited-Ukonga Service Station	Dar es Salaam	PRL-2021-202	Retail	New
81	Mapishi Executive Caterers Ltd - Goba 4ways Filling Station	Dar es Salaam	PRL-2021-203	Retail	New
82	Petroafrica T Ltd - Boko Service Station	Dar es Salaam	PRL-2021-204	Retail	New
83	Lake Oil Monduli Kigamboni Dar es Salaam	Dar es Salaam	PRL-2021-205	Retail	New
84	Lake Oil Tegeta	Dar es Salaam	PRL-2021-206	Retail	New
85	Mr. Richard James Rutakyamirwa	Kagera	PRL-2021-207	Retail	New
86	Nyaishozi Oil Limited – Kahama	Shinyanga	PRL-2021-208	Retail	New
87	Olympic Petroleum Mabatini	Mwanza	PRL-2021-209	Retail	New
88	Acer Petroleum (T) Ltd – Isyonje Petrol Station	Mbeya	PRL-2021-210	Retail	New
89	Jorsin Filling Station	Njombe	PRL-2021-211	Retail	New
90	Buguruni Rozana Camel Oil (T) Ltd Petrol Station	Dar es Salaam	PRL-2021-223	Retail	New
91	Barrel Petro Energy Co. Ltd - Tabata Kimanga	Dar es Salaam	PRL-2021-224	Retail	New
92	Mount Meru Petroleum Ltd	Coast	PRL-2021-225	Retail	New
93	Oilcom (T) Ltd – Ungindoni Service Station	Dar es Salaam	PRL-2021-226	Retail	New
94	GIBASO Filling Station – Buyuni	Dar es Salaam	PRL-2021-227	Retail	New
95	Puma Kijichi Service Station	Dar es Salaam	PRL-2021-228	Retail	New
96	Sky Oil (T) LTD – Temeke	Dar es Salaam	PRL-2021-229	Retail	New
97	Ikhlas Petrol Station-Mohamed Hussein Mohamed	Morogoro	PRL-2021-230	Retail	New
98	Admire Oil Limited – Mkuranga	Coast	PRL-2021-231	Retail	New
99	Gudal (T) Co. Ltd-Msamvu	Morogoro	PRL-2021-232	Retail	New
100	Ahmed A.S. Bakhamis	Dar es Salaam	PRL-2021-233	Retail	New
101	Madema Company Limited Petrol Station – Uwanja wa Ndege	Katavi	PRL-2021-234	Retail	New
102	CHM Filling Station	Mbeya	PRL-2021-235	Retail	New
103	Rutala Limited	Katavi	PRL-2021-236	Retail	New

S/N	Name	Region	Licence Number	Type Of Licence	Status
104	Nyamhanga Oil Services Company Limited – Igawa	Mbeya	PRL-2021-237	Retail	New
105	Uncle Sam Company Limited Filling station– Chimala	Mbeya	PRL-2021-238	Retail	New
106	Ijenga Autoparts and General Suppliers Chipogoro	Dodoma	PRL-2021-239	Retail	New
107	GTL Enterprises Limited	Iringa	PRL-2021-240	Retail	New
108	Chavala Petroleum (T) Ltd- Migoli	Iringa	PRL-2021-241	Retail	New
109	Regiment 971 Company Limited	Dodoma	PRL-2021-242	Retail	New
110	Gatan Universal Limited Ufana	Manyara	PRL-2021-243	Retail	New
111	Abrifa Investment	Arusha	PRL-2021-244	Retail	New
112	Rachanya Company (T) Limited	Shinyanga	PRL-2021-245	Retail	New
113	Lake Oil Ltd – Songea Bombambili Petrol Station	Ruvuma	PRL-2021-253	Retail	New
114	Lake Oil Mtwivila	Iringa	PRL-2021-254	Retail	New
115	Lake Oil Limited Babati Arusha	Manyara	PRL-2021-255	Retail	New
116	Simba Oil Arusha Service Station	Arusha	PRL-2021-256	Retail	New
117	Lake Oil Sengerema	Mwanza	PRL-2021-257	Retail	New
118	Unique Petroleum Tanzania Limited Mabama	Tabora	PRL-2021-261	Retail	New
119	Oliver Rishaely Kaaya Dabalo	Dodoma	PRL-2021-262	Retail	New
120	Samo Christopher Roche- Bukene Filling Station	Tabora	PRL-2021-263	Retail	New
121	Abida Investment Co. Ltd	Shinyanga	PRL-2021-264	Retail	New
122	Energy Oil Bamaga	Dar es Salaam	PRL-2021-266	Retail	New
123	Darpc Energy Limited-Mbezi Beach	Dar es Salaam	PRL-2021-269	Retail	New
124	Amer Mohamed Mbarak	Dar es Salaam	PRL-2021-283	Retail	New
125	Liputa Service Station-Chiungutwa	Mtwara	PRL-2021-284	Retail	New
126	Liputa Service Station-Nagaga	Mtwara	PRL-2021-285	Retail	New
127	Oryx Morocco Service Station	Dar es Salaam	PRL-2021-286	Retail	New
128	Fly Petrol Station	Mara	PRL-2021-287	Retail	New
129	Mount Meru Petroleum Ltd – Buhongwa, Mwanza	Mwanza	PRL-2021-288	Retail	New
130	Alinda's Transport & Oil Products Limited – Rwambaizi	Kagera	PRL-2021-289	Retail	New
131	Damian F. Bulunda – Bulunda Oil	Mwanza	PRL-2021-290	Retail	New

S/N	Name	Region	Licence Number	Type Of Licence	Status
132	Aisha Idd Mtaula	Coast	PRL-2021-296	Retail	New
133	Hass Petroleum (T) Ltd – Geita Service Station	Geita	PRL-2021-312	Retail	New
134	Mwita Chacha Mashauri T/A Isenye Filling Station	Mara	PRL-2021-313	Retail	New
135	Front Oil	Mwanza	PRL-2021-314	Retail	New
136	Flavianus Momba Mahiti – Msigani	Dar es Salaam	PRL-2021-315	Retail	New
137	Mount Meru Petroleum Ltd – Bunju	Dar es Salaam	PRL-2021-316	Retail	New
138	Petroafrica - Mkuti Service Station	Mtwara	PRL-2021-317	Retail	New
139	Njombe Filling Station Co. Ltd – Kahama	Shinyanga	PRL-2021-320	Retail	New
140	Eliasa S Kisisa T/A Chapakazi filling Station Chitego	Dodoma	PRL-2021-321	Retail	New
141	Costa Investment Company Ltd	Iringa	PRL-2021-322	Retail	New
142	Mabalanga Filling Station	Tanga	PRL-2021-323	Retail	New
143	Smart Usagara Service Station	Tanga	PRL-2021-324	Retail	New
144	Amani Apolinary Sangawe T/A Amani Sangawe Petrol Station	Kilimanjaro	PRL-2021-325	Retail	New
145	Aloyce Ephrahim Mosha T/A Kinyalla General Traders	Arusha	PRL-2021-326	Retail	New
146	Cosmas Cornely Ndibalema T/A- Mungubariki Filling Station	Kagera	PRL-2021-330	Retail	New
147	Said Kate Makilagi T/A MFS Oil Fuel Service Station	Shinyanga	PRL-2021-331	Retail	New
148	Roman Catholic Diocese	Kagera	PRL-2021-332	Retail	New
149	Lake Oil Samora Avenue Dar es Salaam	Dar es Salaam	PRL-2021-333	Retail	New
150	Lake Oil Kisukulu Dar es Salaam	Dar es Salaam	PRL-2021-334	Retail	New
151	Africa Energy (T) Limited-Vjibweni Petrol Station	Dar es Salaam	PRL-2021-335	Retail	New
152	Barrel Petro Energy – Kinyerezi Petrol Station	Dar es Salaam	PRL-2021-336	Retail	New
153	Lake Oil Victoria Kijitonyama Dar es Salaam	Dar es Salaam	PRL-2021-337	Retail	New
154	Simba Oil Kibada Service Station	Dar es Salaam	PRL-2021-338	Retail	New
155	Lake Oil Ltd- Matopeni Lindi	Lindi	PRL-2021-339	Retail	New
156	Mustafa Salehe Matala-Newala Filling Station	Mtwara	PRL-2021-340	Retail	New
157	Fountain Petroleum Ltd	Mtwara	PRL-2021-341	Retail	New
158	Olympic Petroleum Kibada	Dar es Salaam	PRL-2021-342	Retail	New
159	Olympic Petroleum (T) Limited-Goba	Dar es Salaam	PRL-2021-343	Retail	New

S/N	Name	Region	Licence Number	Type Of Licence	Status
160	Huruma Paul Malundi T/A Kyimo Filling Station	Mbeya	PRL-2021-344	Retail	New
161	Summer Estate Limited Petrol Station	Mbeya	PRL-2021-345	Retail	New
162	Ntanyinya Fuel Filling Station – Saza	Songwe	PRL-2021-346	Retail	New
163	Mwilama Oil Co. Limited	Njombe	PRL-2021-347	Retail	New
164	Emmanuel Haleluya Kessy T/A Kikombo Petrol Station	Dodoma	PRL-2021-348	Retail	New
165	Salum Amour Salum Petrol Station – Iguguno	Singida	PRL-2021-349	Retail	New
166	Nassor Service Station Co. Ltd – Itigi Petrol Station	Singida	PRL-2021-350	Retail	New
167	Remigius Lweyongeza Lazaro	Kigoma	PRL-2021-360	Retail	New
168	Petrolux Kayenze Service Station	Mwanza	PRL-2021-361	Retail	New
169	Bageni Company Ltd – Bageni Filling Station-Kakola Stand	Shinyanga	PRL-2021-362	Retail	New
170	Bageni Company Ltd – Bageni Filling Station-Bulige	Shinyanga	PRL-2021-363	Retail	New
171	Silya Oil	Mwanza	PRL-2021-364	Retail	New
172	Laurent J. Mabamba – MMG Oil	Kagera	PRL-2021-365	Retail	New
173	Valley Side Filling Station	Kigoma	PRL-2021-366	Retail	New
174	Matemba Filling Station	Morogoro	PRL-2021-367	Retail	New
175	Kwekuyu Energy Tanzania Limited-Mvuha	Morogoro	PRL-2021-368	Retail	New
176	D&A Investment Company Limited T/A AA Filling Station	Coast	PRL-2021-369	Retail	New
177	Haji Mohamed Kinjanga T/A Hamoki Service Station	Dar es Salaam	PRL-2021-370	Retail	New
178	Lake Oil Ltd-Kilwa Road	Dar es Salaam	PRL-2021-371	Retail	New
179	Lake Oil Ltd-Mbagala 77	Dar es Salaam	PRL-2021-372	Retail	New
180	Lake Oil Limited – Moshono	Arusha	PRL-2021-373	Retail	New
181	Augustino Peter Mmasi	Tanga	PRL-2021-374	Retail	New
182	Emanuel David Lukosi T/A Eco Filling Station Maramba	Tanga	PRL-2021-375	Retail	New
183	Nelson Gabriel Mushi T/A Negamu General Supplies	Tanga	PRL-2021-376	Retail	New
184	Louis Nathan Mollel T/A Karisian Filling Station	Arusha	PRL-2021-377	Retail	New
185	Petroafrica (T) Limited T/A Petroafrica (T) Ltd – Ngaramtoni Service Station	Arusha	PRL-2021-378	Retail	New
186	Malik Said Salum T/A MSS Service Station	Katavi	PRL-2021-379	Retail	New

S/N	Name	Region	Licence Number	Type Of Licence	Status
187	Shiuya Company Limited Petrol Station	Songwe	PRL-2021-380	Retail	New
188	RSBG Company Limited – Nachundu Petrol Station	Mbeya	PRL-2021-381	Retail	New
189	Abilahi Kassim Mandepe – Rnine Gas Nyasa Petrol Station	Ruvuma	PRL-2021-382	Retail	New
190	Lake Oil Limited – Makambako - Mijmwema Petrol Station	Njombe	PRL-2021-383	Retail	New
191	Lake Oil Limited – Mbeya Forest	Mbeya	PRL-2021-384	Retail	New
192	Acer Petroleum (T) Limited- Songea	Ruvuma	PRL-2021-385	Retail	New
193	Afroil Investment Limited Nzega	Tabora	PRL-2021-386	Retail	New
194	Lake Oil Miyuji South Dodoma	Dodoma	PRL-2021-387	Retail	New
195	MalimaMaua Filling Station	Dodoma	PRL-2021-388	Retail	New
196	Guka Filling Station Haneti	Dodoma	PRL-2021-389	Retail	New
197	Erick Benjamin Mahenge - BEM Filling Station	Iringa	PRL-2021-390	Retail	New
198	Ahmed Farid Bazar Petrol Station Mitundu	Singida	PRL-2021-391	Retail	New
199	Jeventina Melick Mwabena Ifunda Petrol Station	Iringa	PRL-2021-392	Retail	New
200	Giga Oil Company Limited,	Tanga	PRL-2021-409	Retail	New
201	Galaxy Filling Station Limited	Arusha	PRL-2021-410	Retail	New
202	Mamsera Filling Station- Fulgence Mwita Shirati	Kilimanjaro	PRL-2021-411	Retail	New
203	Mount Meru Petroleum Ltd - Gongo la Mboto	Dar es Salaam	PRL-2021-412	Retail	New
204	Buti la Zungu Service Station	Lindi	PRL-2021-413	Retail	New
205	Barrel Petro Energy Co. Ltd –Chanika	Dar es Salaam	PRL-2021-414	Retail	New
206	Bakari Mohamed Amanzi - Mbuyuni Filling Station	Coast	PRL-2021-415	Retail	New
207	M/S Mwemage Catholic Parish T/A Nyakigando Filling Station	Kagera		Retail	New
208	Mtweve Oil – Itumbi Filling Station	Mbeya	PRL-2021-089	Retail	New with condition
209	Mtweve Oil – Lupa Tingatinga Filling Station	Mbeya	PRL-2021-090	Retail	New with condition
210	Sudi Moshi Mrisho T/A Mapito Filling Station – Uvinza	Kigoma	PRL-2021-132	Retail	New with condition
211	Nyarugusu Filling Station – Mwakitolyo	Shinyanga	PRL-2021-001	Retail	New with Conditions
212	Ntanyinya Fuel Filling Station – Itumbi	Mbeya	PRL-2021-002	Retail	New with Conditions
213	Petrosafi Limited	Tabora	PRL-2021-003	Retail	New with Conditions
214	Henry Filling Station – Iguguno	Singida	PRL-2021-085	Retail	New with Conditions

S/N	Name	Region	Licence Number	Type Of Licence	Status
215	Marwa Munanka Chacha	Singida	PRL-2021-107	Retail	New with conditions
216	William Fumbuka Manunda T/A Izumi Petroleum	Simiyu	PRL-2021-115	Retail	New with conditions
217	Lamaiti Filling Station - Mwanahamisi Munkunda	Dodoma	PRL-2021-252	Retail	New with conditions
218	Chagu Filling Station Maswa - Malwilo Branch	Simiyu	PRL-2021-291	Retail	New with conditions
219	Nicodemas Henry Maganga-Bulungwa	Shinyanga	PRL-2021-318	Retail	New with Conditions
220	Lwimba Investment Company Limited	Rukwa	PRL-2021-319	Retail	New with Conditions
221	Alkadi Alphonse Mushumbusi	Kagera	PRL-2021-359	Retail	New with Conditions
222	Khalid Ramadhan Hoti Petrol Station	Dodoma	PRL-2021-405	Retail	New with Conditions
223	Relax Petroleum Limited – Nkasi	Rukwa	PRL-2021-406	Retail	New with Conditions
224	Deldelta Refueling	Ruvuma	PRL-2021-407	Retail	New with Conditions
225	Emmanuel Yeroboam Silaa Filling Station	Geita	PRL-2021-408	Retail	New with Conditions
226	Lake Tanganyika Oil Company - Buhigwe Petrol Station	Kigoma	PRL-2021-198	Retail	New with Conditions

List of Petroleum Retail Licences - RENEWAL

S/N	Name	Region	Licence Number	Type of Licence	Status
1	Goba Mchigani Service Station	Dar es Salaam	PRL-2021-063	Retail	Renewed
2	River Oil Petroleum (T) Ltd – Nansio Bus Stand Petrol Station	Mwanza	PRL-2021-064	Retail	Renewed
3	TM Fuels	Tanga	PRL-2021-021	Retail	Renewed
4	Ngarenairobi Investment Ltd – Ngarenairobi Filling Station	Kilimanjaro	PRL-2021-022	Retail	Renewed
5	Rahisi Petroleum Limited	Kilimanjaro	PRL-2021-023	Retail	Renewed
6	Saiteru Petroleum Co. Ltd – Saiteru Filling Station – Namanga	Arusha	PRL-2021-024	Retail	Renewed
7	Usambara Filling Station – Lushoto	Tanga	PRL-2021-025	Retail	Renewed
8	Oryx Oil Company Ltd – Oryx Mbauda Service Station	Arusha	PRL-2021-026	Retail	Renewed
9	Lfk Service Station Ltd	Kilimanjaro	PRL-2021-027	Retail	Renewed
10	Kadama Petrol Station	Kilimanjaro	PRL-2021-028	Retail	Renewed
11	Kitange Oil Company Limited	Dodoma	PRL-2021-029	Retail	Renewed
12	Katoro Oil Filling Station	Kagera	PRL-2021-030	Retail	Renewed
13	Mahsein Said Nasor – Kabanga filling station	Kagera	PRL-2021-031	Retail	Renewed
14	New Tarime Filling Station – Tarime	Mara	PRL-2021-032	Retail	Renewed
15	Bugando Medical Centre – Mlimani Filling Station	Mwanza	PRL-2021-033	Retail	Renewed
16	Emerging Energy Limited Petrol Station, Ilemela	Mwanza	PRL-2021-034	Retail	Renewed
17	Olasiti Investment Co. Ltd – Igoma Petrol Station	Mwanza	PRL-2021-035	Retail	Renewed
18	Experius Mwijage Babeiya petrol station	Kagera	PRL-2021-036	Retail	Renewed
19	PetroAfrica (T) Ltd - Salunda Service Station	Simiyu	PRL-2021-037	Retail	Renewed
20	Nyamisisi Filling Station – Butiama	Mara	PRL-2021-038	Retail	Renewed
21	Oilcom (T) Limited-Chanika Service Station	Dar es Salaam	PRL-2021-039	Retail	Renewed
22	Rashal Petroleum Limited-Newala	Mtwara	PRL-2021-040	Retail	Renewed
23	Top Oil Petroleum Ltd –Masasi	Mtwara	PRL-2021-041	Retail	Renewed
24	Ahmed Bakhamis-Happy Oil Dumila Filling Station	Dar es Salaam	PRL-2021-042	Retail	Renewed
25	Ester Oil-Ifakara Filling Station	Morogoro	PRL-2021-043	Retail	Renewed
26	GBP Morogoro Service Station	Morogoro	PRL-2021-044	Retail	Renewed
27	Liputa Service Station-Kitangari	Mtwara	PRL-2021-045	Retail	Renewed
28	Afroil Investment Limited-Chalinze	Coast	PRL-2021-046	Retail	Renewed

S/N	Name	Region	Licence Number	Type of Licence	Status
29	State Oil (T) Ltd-Shekilango Service Station	Dar es Salaam	PRL-2021-047	Retail	Renewed
30	Najma petrol Station-Mingoyo	Lindi	PRL-2021-048	Retail	Renewed
31	Smart Usagara Toangoma Service Station	Dar es Salaam	PRL-2021-049	Retail	Renewed
32	James Marwa Anselem T/A Meko Oil Filling Station	Kagera	PRL-2021-052	Retail	Renewed
33	Nyarugusu Filling Station – Kagongwa	Shinyanga	PRL-2021-053	Retail	Renewed
34	GBP (T) Ltd - Buswelu Service Station	Mwanza	PRL-2021-054	Retail	Renewed
35	Igawa Filling Station	Mbeya	PRL-2021-055	Retail	Renewed
36	Njombe Filling Station	Ruvuma	PRL-2021-056	Retail	Renewed
37	Puma Energy (T) Ltd- Nelson Mandela Road Service Station	Dar es Salaam	PRL-2021-057	Retail	Renewed
38	Total Nkurumah Street Service Station	Dar es Salaam	PRL-2021-058	Retail	Renewed
39	Ashico Service Station	Mwanza	PRL-2021-059	Retail	Renewed
40	Mvuleni Filling Station	Tanga	PRL-2021-075	Retail	Renewed
41	Raulian Katarama – Nyakaliro Filling Station	Mwanza	PRL-2021-076	Retail	Renewed
42	River Oil Petroleum (T) Ltd – Kasalu	Mwanza	PRL-2021-077	Retail	Renewed
43	Lake Oil Limited – Usagara Service station	Mwanza	PRL-2021-078	Retail	Renewed
44	Lake Oil (T) Ltd – Matanda service station	Shinyanga	PRL-2021-079	Retail	Renewed
45	St. Mary's Rubya Seminary – Nyakalembe Filling Station	Kagera	PRL-2021-080	Retail	Renewed
46	Kotra Company Ltd – Musoma Baruti Filling Station	Mara	PRL-2021-081	Retail	Renewed
47	Tunduru Jamhuri Filling Station	Ruvuma	PRL-2021-082	Retail	Renewed
48	Tawaqal & Company Limited – Kibwabwa Petrol Station	Iringa	PRL-2021-083	Retail	Renewed
49	Gudal (T) Co. Ltd – Uchama Service Station	Tabora	PRL-2021-084	Retail	Renewed
50	Gilgal Filling Station – Vikiundu	Coast	PRL-2021-091	Retail	Renewed
51	Mount Meru Petroleum Ltd – Magu	Mwanza	PRL-2021-092	Retail	Renewed
52	Barrel Petro Energy – Boko Petrol station	Dar es Salaam	PRL-2021-101	Retail	Renewed
53	Seleman Khalifan Said Petrol Station – Ngara	Kagera	PRL-2021-102	Retail	Renewed
54	Olympic Petroleum Ltd - New Ama Petrol Station	Kagera	PRL-2021-103	Retail	Renewed
55	Gapco Tanzania Limited – Moshi Service Station,	Kilimanjaro	PRL-2021-104	Retail	Renewed
56	Panone and Company Limited – Market Filling Station	Kilimanjaro	PRL-2021-105	Retail	Renewed
57	Panone and Company Limited – Weruweru Filling Station	Kilimanjaro	PRL-2021-106	Retail	Renewed

S/N	Name	Region	Licence Number	Type of Licence	Status
58	Gapco Tanzania Ltd – Mtwara Service Station	Mtwara	PRL-2021-116	Retail	Renewed
59	Saud Hamood Humaid Petrol Station Igunga	Tabora	PRL-2021-117	Retail	Renewed
60	Quick Service Station	Kagera	PRL-2021-118	Retail	Renewed
61	Dm Sengerema Service Station	Mwanza	PRL-2021-119	Retail	Renewed
62	Karagwe Filling Station - Omurushaka Road	Kagera	PRL-2021-120	Retail	Renewed
63	Lake Oil Msaranga Moshi	Kilimanjaro	PRL-2021-121	Retail	Renewed
64	Camel Oil (T) Ltd Makangarawe Filling Station	Dar es Salaam	PRL-2021-133	Retail	Renewed
65	Gulf Oil Company Ltd - Portway Service Station Tabata Muslim	Dar es Salaam	PRL-2021-134	Retail	Renewed
66	GBP Mbezi Beach Service Station	Dar es Salaam	PRL-2021-135	Retail	Renewed
67	GBP Tanzania Limited-Sinza Service Station	Dar es Salaam	PRL-2021-136	Retail	Renewed
68	Oilcom (T) Ltd - Oilcom Manzese Petrol Station	Dar es Salaam	PRL-2021-137	Retail	Renewed
69	Barrel Petrol Energy Co. Ltd-Visiga Petrol Station	Coast	PRL-2021-138	Retail	Renewed
70	Mount Meru Petroleum Ltd	Coast	PRL-2021-139	Retail	Renewed
71	Gapco Tanzania Limited-Chalinze Service Station	Coast	PRL-2021-140	Retail	Renewed
72	MEK ONE Industries Ifakara Kibaoni Petrol Station	Morogoro	PRL-2021-141	Retail	Renewed
73	GBP Tanzania Limited - Wazo Hill Service Station	Dar es Salaam	PRL-2021-142	Retail	Renewed
74	A.S. Company Limited - Oilcom Kagera Service Station	Dar es Salaam	PRL-2021-143	Retail	Renewed
75	Weruweru Filling Station – Chadulu	Dodoma	PRL-2021-144	Retail	Renewed
76	Ikhlas Filling Station – Mkoka	Dodoma	PRL-2021-145	Retail	Renewed
77	Puma Iringa Service Station	Iringa	PRL-2021-146	Retail	Renewed
78	Njombe Filling Station – Nyololo	Iringa	PRL-2021-147	Retail	Renewed
79	Landmark Filling Station – Mbande	Dodoma	PRL-2021-148	Retail	Renewed
80	Panone and Company Limited – Tunduma Service Station	Songwe	PRL-2021-149	Retail	Renewed
81	Govidet Negelo & Company – Mpemba Petrol Station	Songwe	PRL-2021-150	Retail	Renewed
82	Lake Oil (T) Limited – Uyole Petrol Station	Mbeya	PRL-2021-151	Retail	Renewed
83	Mokutari Company Ltd	Tanga	PRL-2021-152	Retail	Renewed
84	Camel Oil (T) Ltd – Ngaramtoni Petrol Station	Arusha	PRL-2021-153	Retail	Renewed
85	Rahisi Petroleum Limited	Manyara	PRL-2021-154	Retail	Renewed
86	Panone and Company Limited – Bomang'ombe Filling Station	Kilimanjaro	PRL-2021-155	Retail	Renewed

S/N	Name	Region	Licence Number	Type of Licence	Status
87	Lake Oil Horiri Former RP Himo	Kilimanjaro	PRL-2021-156	Retail	Renewed
88	Bageni Company Ltd – Kharumwa Petrol Station	Geita	PRL-2021-157	Retail	Renewed
89	Mohamed Jama - Majengo Petrol Station	Simiyu	PRL-2021-158	Retail	Renewed
90	GBP (T) Ltd - Buseresere Service Station	Geita	PRL-2021-159	Retail	Renewed
91	Ndono Filling Station – Ushiroombo	Geita	PRL-2021-160	Retail	Renewed
92	Bahati Moshi Masabile – Ndono Filling Station	Geita	PRL-2021-161	Retail	Renewed
93	Lake Oil Mabibo Service Station	Dar es Salaam	PRL-2021-167	Retail	Renewed
94	Dolphin Oil –Nanganga	Mtwara	PRL-2021-168	Retail	Renewed
95	A.S. Company Limited - Oilcom Bagamoyo Service Station	Coast	PRL-2021-169	Retail	Renewed
96	Elias Henry Rupia Filling Station – Kapela 2	Geita	PRL-2021-170	Retail	Renewed
97	Afroil Investment Limited – Afroil Nyasaka Petrol Station	Mwanza	PRL-2021-171	Retail	Renewed
98	Nicodemus Henry Maganga Filling Station	Geita	PRL-2021-172	Retail	Renewed
99	Burhani Thamiyu Tibiita Filling Station	Kagera	PRL-2021-173	Retail	Renewed
100	River Oil Petroleum (T) Limited – Kayenze Petrol Station	Mwanza	PRL-2021-174	Retail	Renewed
101	Olympic Petroleum (T) Ltd – Kemondo Petrol Station	Kagera	PRL-2021-187	Retail	Renewed
102	Jabuturi Filling Station – Vijana Street	Geita	PRL-2021-188	Retail	Renewed
103	Mansoor Industries Ltd -Mwaloni Petrol Station	Mwanza	PRL-2021-189	Retail	Renewed
104	River Oil Petroleum (T) Ltd - Busekela Filling Station	Mara	PRL-2021-190	Retail	Renewed
105	Asamoil Company Limited – Msamala Petrol Station	Ruvuma	PRL-2021-191	Retail	Renewed
106	Shekha Said Khalifa – Custom Road Filling Station	Tanga	PRL-2021-192	Retail	Renewed
107	Mbikie Petrol Station – Kabuku	Tanga	PRL-2021-193	Retail	Renewed
108	TSN Oil (T) Ltd - Kigamboni Petrol Station	Dar es Salaam	PRL-2021-194	Retail	Renewed
109	Mount Meru Petroleum Ltd - Kinyerezi Petrol Station	Dar es Salaam	PRL-2021-195	Retail	Renewed
110	Camel Oil (T) Ltd Tegeta Kibaoni Petrol Station	Dar es Salaam	PRL-2021-196	Retail	Renewed
111	Msawi Petrol Station	Tanga	PRL-2021-197	Retail	Renewed
112	Mount Meru Petroleum Ltd – Shinyanga - Bushushu Service Station	Shinyanga	PRL-2021-212	Retail	Renewed
113	Meluby Service Station - Njombe Filling Mwanza	Mwanza	PRL-2021-213	Retail	Renewed
114	Lake Oil Ltd - Kasulu Petrol Station	Kigoma	PRL-2021-214	Retail	Renewed
115	Numi Josiah Investment – Kyaka Service Station	Kagera	PRL-2021-215	Retail	Renewed

S/N	Name	Region	Licence Number	Type of Licence	Status
116	Lake Oil Karagwe	Kagera	PRL-2021-216	Retail	Renewed
117	Elias Henry Rupia Petrol Station – Butambala	Geita	PRL-2021-217	Retail	Renewed
118	Pray Anaseli Mushi - New Mlandizi Petrol Station	Coast	PRL-2021-218	Retail	Renewed
119	Tall Oil	Mtwara	PRL-2021-219	Retail	Renewed
120	Hedafa General Supply - K.B Petrol Station Mlandizi	Coast	PRL-2021-220	Retail	Renewed
121	Ukod International Company Limited - Kimanzichana Petrol Station	Coast	PRL-2021-221	Retail	Renewed
122	Dan and Associates Enterprises Limited Petrol Station	Ruvuma	PRL-2021-222	Retail	Renewed
123	Dolphin Oil Company-Nangomba	Mtwara	PRL-2021-246	Retail	Renewed
124	Mogas Tanzania Limited – Mwendapole Service Station	Coast	PRL-2021-247	Retail	Renewed
125	Abdulatif Petrol Station - Dodoma Road Petrol Station	Morogoro	PRL-2021-248	Retail	Renewed
126	Equator Service Station T/A Riyaz Rajabali Walji	Mwanza	PRL-2021-249	Retail	Renewed
127	Oryx Igumbilo Service Station	Iringa	PRL-2021-250	Retail	Renewed
128	Top Oil Petroleum – Muheza	Tanga	PRL-2021-251	Retail	Renewed
129	PetroAfrica (T) Ltd – Chapwa Service Station	Songwe	PRL-2021-258	Retail	Renewed
130	Ilasi Enterprises Ltd – Nkuyu Filling Station	Mbeya	PRL-2021-259	Retail	Renewed
131	Nasra Khalid Shafii – Pongwe Filling Station	Tanga	PRL-2021-260	Retail	Renewed
132	Oryx Oil Co. Ltd – Singida Service Station	Singida	PRL-2021-265	Retail	Renewed
133	Egcore Oil Company Limited	Kilimanjaro	PRL-2021-267	Retail	Renewed
134	Njake Enterprises and Oil Transport Limited	Kilimanjaro	PRL-2021-268	Retail	Renewed
135	Afroil Investment Limited – Kange Service Station	Tanga	PRL-2021-270	Retail	Renewed
136	Tarakea Petrol Station	Kilimanjaro	PRL-2021-271	Retail	Renewed
137	BS Oil (T) Limited – Kiranjeranje Filling Station	Lindi	PRL-2021-272	Retail	Renewed
138	Dolphin Oil – Somanga	Lindi	PRL-2021-273	Retail	Renewed
139	National Oil (T) Ltd-Mjimwema Service Station	Dar es Salaam	PRL-2021-274	Retail	Renewed
140	Sereniva Company Limited-Nachingwea Filling Station	Lindi	PRL-2021-275	Retail	Renewed
141	Afroil Investment Ltd – Mbeya Service Station	Mbeya	PRL-2021-276	Retail	Renewed
142	Mexons Energy Ltd – Mjimwema Terminal Service Station	Njombe	PRL-2021-277	Retail	Renewed
143	Hamanju Trading Co. Ltd – Hamanju Petrol Station	Ruvuma	PRL-2021-278	Retail	Renewed
144	Lake Oil Ltd – Iwambi Petrol Station	Mbeya	PRL-2021-279	Retail	Renewed

S/N	Name	Region	Licence Number	Type of Licence	Status
145	Njombe Filling Station Company Limited Petrol Station	Njombe	PRL-2021-280	Retail	Renewed
146	Manyanyas Oil Limited Petrol Station	Mbeya	PRL-2021-281	Retail	Renewed
147	Muholeza Filling Station	Kigoma	PRL-2021-282	Retail	Renewed
148	Olympic Mikumi Petrol Station	Morogoro	PRL-2021-292	Retail	Renewed
149	Kisumapai Filling Station	Ruvuma	PRL-2021-293	Retail	Renewed
150	Refuelling Solutions (T) Limited – Songea Majengo Branch Petrol Station	Ruvuma	PRL-2021-294	Retail	Renewed
151	Refuelling Solutions (T) Limited – Tunduru	Ruvuma	PRL-2021-295	Retail	Renewed
152	Munio Petrol Station Ltd – Maji ya Chai	Arusha	PRL-2021-297	Retail	Renewed
153	Muzdalifa Filling Station	Tanga	PRL-2021-298	Retail	Renewed
154	Kwediboma Filling Station	Tanga	PRL-2021-299	Retail	Renewed
155	Lexo Energy Tanzania Ltd – Lexo Highway	Kilimanjaro	PRL-2021-300	Retail	Renewed
156	Admire Oil Limited - Nyakato Petrol Station	Mwanza	PRL-2021-301	Retail	Renewed
157	Bageni Company Ltd – Segese Petrol Station	Shinyanga	PRL-2021-302	Retail	Renewed
158	Sam Oil Filling Station	Mtwara	PRL-2021-303	Retail	Renewed
159	Imperial Petroleum Limited	Coast	PRL-2021-304	Retail	Renewed
160	Simba Oil Mbagala Service Station	Dar es Salaam	PRL-2021-305	Retail	Renewed
161	Ndime Entrepreneurs Limited Petrol Station	Njombe	PRL-2021-306	Retail	Renewed
162	Total (T) Limited – Songwe Service Station	Mbeya	PRL-2021-307	Retail	Renewed
163	Acer Petroleum (T) Ltd – Mpemba Service Station	Songwe	PRL-2021-308	Retail	Renewed
164	Allyen Company Ltd – Mpanda Town Filling Station	Rukwa	PRL-2021-309	Retail	Renewed
165	Zuwena Nassor Said - Igunga Filling Station	Tabora	PRL-2021-310	Retail	Renewed
166	Furahisha F Msigwa – FM Filling Station	Iringa	PRL-2021-311	Retail	Renewed
167	Lake Oil - Kagondo Petrol Station	Kagera	PRL-2021-327	Retail	Renewed
168	Mount Meru Petroleum Ltd-Mwanza	Mwanza	PRL-2021-328	Retail	Renewed
169	Afroil Investment Limited - Dodoma Petrol Station	Dodoma	PRL-2021-329	Retail	Renewed
170	Mansoor Industries Ltd - Mabatini Petrol Station	Mwanza	PRL-2021-351	Retail	Renewed
171	Seleman Nassor Said T/A King Oil Petrol Station	Shinyanga	PRL-2021-352	Retail	Renewed
172	Lake Oil Ltd – Malawi Road Service Station	Mbeya	PRL-2021-353	Retail	Renewed
173	Scolling Filling Station	Ruvuma	PRL-2021-354	Retail	Renewed

S/N	Name	Region	Licence Number	Type of Licence	Status
174	Mwadembe Company Limited – Ubaruku Filling Station	Mbeya	PRL-2021-355	Retail	Renewed
175	Acer Petroleum (T) Limited- Mitwero Service Station	Lindi	PRL-2021-356	Retail	Renewed
176	Salehe Habib Salehe T/A Nofal Filling Station	Dar es Salaam	PRL-2021-357	Retail	Renewed
177	Victoria Service Station Limited - Kigogo Road Msimbazi	Dar es Salaam	PRL-2021-358	Retail	Renewed
178	Tabasam General Merchants Ltd – Ngudu Petrol Station	Mwanza	PRL-2021-393	Retail	Renewed
179	Amos C. Sebastian – Kyerwa Oil	Kagera	PRL-2021-394	Retail	Renewed
180	Peaceland Filling Station	Mwanza	PRL-2021-395	Retail	Renewed
181	C.F. Ng'umbi Investment Company Limited Petrol Station	Iringa	PRL-2021-396	Retail	Renewed
182	Chikumbi Enterprises Petrol Station	Dodoma	PRL-2021-397	Retail	Renewed
183	Landmark Filling Station Kongwa	Dodoma	PRL-2021-398	Retail	Renewed
184	Mwanjalisi Oil Company Limited	Songwe	PRL-2021-399	Retail	Renewed
185	Simon Nelson Mwakymbe - Mlowo Filling Station	Songwe	PRL-2021-400	Retail	Renewed
186	Infinity Oil Company Limited Petrol Station	Songwe	PRL-2021-401	Retail	Renewed
187	MOGAS Tanzania Limited – Namtumbo Petrol Station	Ruvuma	PRL-2021-402	Retail	Renewed
188	Josephat Stephen Madinga T/A Ester Oil - Safari Road Filling Station	Morogoro	PRL-2021-403	Retail	Renewed
189	Petroafrica (T) Ltd -Mahakamani Service Station	Lindi	PRL-2021-404	Retail	Renewed
190	Lake Oil Malinoni Bariadi Petrol Station	Simiyu	PRL-2021-416	Retail	Renewed
191	Muzabibu Company Limited T/A Muzabibu Filling Station	Mara	PRL-2021-417	Retail	Renewed
192	Quick Service Station Co. Limited	Mwanza	PRL-2021-418	Retail	Renewed
193	Olympic Petroleum (T) Ltd - Kibaigwa Petrol Station	Dodoma	PRL-2021-419	Retail	Renewed
194	Relax Petroleum Limited - Namanyere Service Station	Rukwa	PRL-2021-420	Retail	Renewed
195	Total University Service Station	Dar es Salaam	PRL-2021-421	Retail	Renewed
196	ATN Petroleum Co. Ltd - Ukonga Mazizini Petrol Station	Dar es Salaam	PRL-2021-422	Retail	Renewed
197	Speed Way Petrol Station Ltd	Arusha	PRL-2021-423	Retail	Renewed
198	Fuel Master (T) Ltd - Muyobozi Petrol Station	Kigoma	PRL-2021-122	Retail	Renewed with conditions

List of Consumer Installation Licences – NEW

SN	Name	Region	Licence Number	Type of Licence	Status
1	JV Arab Contractors Elsewedy Electric II	Coast	PCIOL-2021-005	Consumer installation	New
2	G&B Soap Industries Ltd	Dar es Salaam	PCIOL-2021-006	Consumer installation	New
3	Neelkanth Lime Limited	Tanga	PCIOL-2021-007	Consumer installation	New
4	Nassor Rashid Ahmed	Tanga	PCIOL-2021-008	Consumer installation	New
5	East Coast Fats and Oils Ltd	Dar es Salaam	PCIOL-2021-015	Consumer installation	New
6	Ami Tanzania Limited	Dar es Salaam	PCIOL-2021-016	Consumer installation	New
7	Hester Bioasceince Africa Limited	Coast	PCIOL-2021-018	Consumer installation	New
8	ASB Tanzania Limited T/A Gran Melia Arusha	Arusha	PCIOL-2021-020	Consumer installation	New
9	Even Enterprises Company Limited	Arusha	PCIOL-2021-021	Consumer installation	New
10	Solar Nitrochemicals Limited	Coast	PCIOL-2021-022	Consumer installation	New
11	North Mara Gold Mine	Mara	PCIOL-2021-023	Consumer installation	New
12	Kerai Construction Ltd	Dar es Salaam	PCIOL-2021-001	Consumer installation	New with Conditions
13	Sao Hill Industries Ltd	Iringa	PCIOL-2021-003	Consumer installation	New with conditions
14	Tanzania Road Haulage 1980 Ltd	Dar es Salaam	PCIOL-2021-004	Consumer installation	New with conditions
15	Katavi Mining Company Limited	Katavi	PCIOL-2021-009	Consumer installation	New with conditions
16	Silverlands Ndolela Limited	Ruvuma	PCIOL-2021-010	Consumer installation	New with conditions
17	Ruvuma Coal Limited	Ruvuma	PCIOL-2021-011	Consumer installation	New with conditions
18	Goodwill (Tanzania) Ceramic Company Ltd	Coast	PCIOL-2021-012	Consumer installation	New with conditions
19	Bakhresa Food Products Limited - Mwandege	Coast	PCIOL-2021-013	Consumer installation	New with Conditions
20	Bakhresa Food Products Limited – Vingunguti	Dar es Salaam	PCIOL-2021-014	Consumer installation	New with Conditions
21	KIOO Limited	Dar es Salaam	PCIOL-2021-017	Consumer installation	New with conditions
22	Mikoani Traders Ltd	Dar es Salaam	PCIOL-2021-019	Consumer installation	New with conditions
23	Tanzania Breweries Limited (TBL)	Dar es Salaam	PCIOL-2021-024	Consumer installation	New with Conditions
24	Cheon Kwang Engineering and Construction Company Limited	Njombe	PCIOL-2021-025	Consumer installation	New with Conditions

Consumer Installation Licences – RENEWAL

S/N	Name	Region	Licence Number	Type of Licence	Status
1	Dangote Industries Limited	Mtwara	PCIOL-2021-002	Consumer installation	Renewed with conditions

List of LPG Distribution Licences - NEW

S/N	Name	Region	Licence Number	Type of Licence	Status
1	Modest Joakim Minja	Dar es Salaam	LPGD-2021-001	LPG Distribution	New
2	Avad Enterprises	Kilimanjaro	LPGD-2021-002	LPG Distribution	New
3	AZALEASOLACE Enterprises	Dar es Salaam	LPGD-2021-003	LPG Distribution	New
4	Jeremiah Peter Mwaikatale	Dar es Salaam	LPGD-2021-004	LPG Distribution	New
5	Mohamed Salum Mlaponi	Dar es Salaam	LPGD-2021-005	LPG Distribution	New
6	Mohamed Sudy Ally	Rukwa	LPGD-2021-006	LPG Distribution	New
7	Gasoh Company Limited	Dodoma	LPGD-2021-007	LPG Distribution	New
8	Delta Africa Limited	Dar es Salaam	LPGD-2021-008	LPG Distribution	New
9	Sun Voice Store	Morogoro	LPGD-2021-009	LPG Distribution	New
10	Tema General Traders	Mbeya	LPGD-2021-010	LPG Distribution	New
11	Universal Gas Tanzania Ltd	Dar es Salaam	LPGD-2021-011	LPG Distribution	New
12	Shira Company Limited	Coast	LPGD-2021-012	LPG Distribution	New
13	Bam East Africa Limited	Dar es Salaam	LPGD-2021-013	LPG Distribution	New
14	Fredemma Investment Limited	Coast	LPGD-2021-014	LPG Distribution	New
15	Nassor Service Station Co. LTD	Dar es Salaam	LPGD-2021-015	LPG Distribution	New
16	Oilcom (T) Ltd	Dar es Salaam	LPGD-2021-016	LPG Distribution	New
17	A To Z Universal Co. Limited	Iringa	LPGD-2021-017	LPG Distribution	New
18	BA & MA Joan Trading	Tabora	LPGD-2021-018	LPG Distribution	New
19	Nzuamukulu Magandi – Magandi Oryx Gas Supplies	Mbeya	LPGD-2021-019	LPG Distribution	New
20	Viewpoint International Limited- Segerea	Dar es Salaam	LPGD-2021-020	LPG Distribution	New
21	New Nabigambo Star Traders co. Ltd	Mwanza	LPGD-2021-021	LPG Distribution	New
22	Neema Robinson Marwa	Manyara	LPGD-2021-022	LPG Distribution	New
23	Kilimanjaro LPG	Kilimanjaro	LPGD-2021-023	LPG Distribution	New
24	JJM Ges	Kilimanjaro	LPGD-2021-024	LPG Distribution	New
25	Repha Agutu Tewele	Njombe	LPGD-2021-025	LPG Distribution	New
26	Salum Hemed Saud	Rukwa	LPGD-2021-026	LPG Distribution	New
27	LP Gas Point	Mwanza	LPGD-2021-027	LPG Distribution	New
28	Musoma Business Care	Mara	LPGD-2021-028	LPG Distribution	New
29	Mats Group Company Ltd	Mwanza	LPGD-2021-029	LPG Distribution	New

S/N	Name	Region	Licence Number	Type of Licence	Status
30	Mass Universal Company Ltd	Dodoma	LPGD-2021-030	LPG Distribution	New
31	Azim Aziz Walimohamed	Mtwara	LPGD-2021-031	LPG Distribution	New
32	Hamadi Faki Hamad	Mbeya	LPGD-2021-032	LPG Distribution	New
33	Beam Sara Beam Gas & Oil General Enterprises	Dar es Salaam	LPGD-2021-033	LPG Distribution	New
34	Bwengeri Company Limited	Mara	LPGD-2021-034	LPG Distribution	New
35	Minangi Mussa Nyaganya	Mwanza	LPGD-2021-035	LPG Distribution	New
36	Bethina Nathan Mwalongo	Iringa	LPGD-2021-036	LPG Distribution	New
37	Joseph Augustino Mdaka	Ruvuma	LPGD-2021-037	LPG Distribution	New
38	Alutz Co. Ltd	Ruvuma	LPGD-2021-038	LPG Distribution	New
39	Mexons Energy Limited	Njombe	LPGD-2021-039	LPG Distribution	New

List of Lubricants Blending Plant Licences - NEW

S/N	Name	Region	Licence Number	Type of Licence	Status
1	General Petroleum Limited	Dar es Salaam	PLBBL-2021-001	Lubricant Blending	New

List of Lubricants Wholesale Licences - NEW

SN	Name	Region	Licence Number	Type of Licence	Status
1	Knit, Camaraderie and Harmonious Group Limited	Dar es Salaam	PLWB-2021-014	Lubricant Wholesale	New
2	Admire Oil Limited	Dar es Salaam	PLWB-2021-001	Lubricants Wholesale	New
3	Axl Impex Limited	Dar es Salaam	PLWB-2021-003	Lubricants Wholesale	New
4	Meta Plant And Equipment Tanzania Limited	Dar es Salaam	PLWB-2021-004	Lubricants Wholesale	New
5	Zhenkun Investment Limited	Dar es Salaam	PLWB-2021-005	Lubricants Wholesale	New
6	Carbonix Investments	Dar es Salaam	PLWB-2021-006	Lubricants Wholesale	New
7	Serengeti Auto parts Co. Ltd	Dar es Salaam	PLWB-2021-007	Lubricants Wholesale	New
8	OILPEC Petrochemical Limited	Dar es Salaam	PLWB-2021-009	Lubricants Wholesale	New
9	UNB Oily TZ Limited	Dar es Salaam	PLWB-2021-010	Lubricants Wholesale	New
10	Motorol Tanzania Limited	Dar es Salaam	PLWB-2021-011	Lubricants Wholesale	New
11	Afriworldtrade Group Limited	Dar es Salaam	PLWB-2021-012	Lubricants Wholesale	New
12	UK Holding Company Limited	Dar es Salaam	PLWB-2021-013	Lubricants Wholesale	New

SN	Name	Region	Licence Number	Type of Licence	Status
13	Saint Parts Co. Ltd	Dar es Salaam	PLWB-2021-008	Lubricants Wholesale	New with conditions

Lubricants Wholesale Licence – RENEWAL

S/N	Name	Region	Licence Number	Type of Licence	Status
1	Puma Energy Tanzania Limited	Dar es Salaam	PLWB-2021-002	Lubricants Wholesale	Renewed

List of Lubricants Distribution Licences - NEW

S/N	Name	Region	Licence Number	Type of Licence	Status
1	Hildis East Africa Company Limited	Arusha	PLDB – 2021 - 001	Lubricant Distribution	New
	GSM Tanzania Limited	Dar es Salaam	PLDB – 2021 - 002	Lubricant Distribution	New

Appendix 8: List of Applicants Granted Construction Approvals in 2021

SN	Name of the Installation	Physical Location/Address	Construction Approval Number	Region	Type of the Facility to be Constructed
1	Sahara Tanzania Limited	Plot No. 34, Vijibweni Industrial area in Kigamboni Municipality, Dar es salaam City	BLPGCA-2021-001	Dar es Salaam	LPG Storage and Filling Plant
2	Ngaramtoni Service Station	Plot No. 3, Block "A", along Arusha – Namanga (Bypass) Road, at Oloiren Village, Arumeru District, Arusha Region	PSCA-2021-001	Arusha	Petroleum Retail outlet
3	Zahara Abdallah Hamud - Karagwe Filling Station	Plot No.1, Block "D" Itale "C" (Chato Urban Area), Chato District in Geita Region.	PSCA-2021-002	Geita	Petroleum Retail outlet
4	Mwesiga Kasenene Rwiza	Plot No. 21, Block "A" Rugarama Area in Karagwe District, Kagera Region.	PSCA-2021-003	Kagera	Petroleum Retail outlet
5	Bageni Company Limited	Bulige Township in Msalala District in Shinyanga Region	PSCA-2021-004	Shinyanga	Petroleum Retail outlet
6	CS OKY Trading Ltd	Plot No. 45&47, Block "Q" Nyasubi Kahama Urban Area in Shinyanga Region.	PSCA-2021-005	Shinyanga	Petroleum Retail outlet
7	Kempanju Abdi Byemerwa - Bugandika Filling Station	Bugandika Area, in Misenyi District, Kagera Region	PSCA-2021-006	Kagera	Petroleum Retail outlet
8	Ibrahim Lutambi Tambaru	Lugela Area Busoka in Kahama District Shinyanga Region	PSCA-2021-007	Shinyanga	Petroleum Retail outlet
9	STM Oil	Plot No. 1, Block 'C', Mwenge Area, Masasi Urban Area in Mtwara Region.	PSCA-2021-008	Mtwara	Petroleum Retail outlet
10	Alhaji Salim Mdoe	Kota Area, Dalla Village, Morogoro Rural District in Morogoro Region.	PSCA-2021-009	Morogoro	Petroleum Retail outlet
11	Zahara Abdallah Hamud - Karagwe Filling Station	Plot No. 586, Block 'G', Amani Gomvu Area in Temeke Municipality.	PSCA-2021-010	Dar es Salaam	Petroleum Retail outlet
12	Barrel Petro Energy Co Ltd – Kinyerezi	Plot No. 1979, Block 'B', Kinyerezi Area in Ilala Municipality.	PSCA-2021-011	Dar es Salaam	Petroleum Retail outlet
13	Matemba Filling Station	Mvomero Village, Mvomero District Council in Morogoro Region.	PSCA-2021-012	Morogoro	Petroleum Retail outlet
14	Oryx Morocco Service Station	Plot No. 27, South Ursino Area in Kinondoni Municipality.	PSCA-2021-013	Dar es Salaam	Petroleum Retail outlet
15	Hamidu Family Investment Filling Station	Kihingipwani Area in Nyamisati Village, Kibiti District in Pwani Region.	PSCA-2021-014	Coast	Petroleum Retail outlet

SN	Name of the Installation	Physical Location/Address	Construction Approval Number	Region	Type of the Facility to be Constructed
16	Zai Petrol Station	Plot No. 5, Block 'AB', Misegese Village, Malinyi District in Morogoro Region.	PSCA-2021-015	Morogoro	Petroleum Retail outlet
17	Kassim Lupia Simchimba	Ulumi "B" Village, Kalambo District in Rukwa Region	PSCA-2021-016	Rukwa	Petroleum Retail outlet
18	Kahe Petrol Station	Kahe Village, Moshi District, Kilimanjaro Region	PSCA-2021-017	Kilimanjaro	Petroleum Retail outlet
19	Elias Transport Company Limited	Plot No. 1404 Block 'B', Mtandi Area Masasi District in Mtwara Region.	PSCA-2021-018	Mtwara	Petroleum Retail outlet
20	MFS Mbalatse Filling Station	Plot No.3, Block 'A', Shule ya Tanga Area in Songea Municipality	PSCA-2021-019	Ruvuma	Petroleum Retail outlet
21	Swift Motors Limited	Plot No. 3, Block 'B', Chapwa-Tunduma Urban Area, Momba District in Songwe Region	PSCA-2021-020	Songwe	Petroleum Retail outlet
22	Chagu Filling Station Maswa-Malwilo Branch	Malwilo Village, Meatu District, Simiyu Region	PSCA-2021-021	Simiyu	Petroleum Retail outlet
23	Edward Nzela Mbanga	Plot No. 7 Block 'AH', Chang'ombe Ihumwa Area in Dodoma City	PSCA-2021-022	Dodoma	Petroleum Retail outlet
24	Giga Oil Co. Ltd	Plot No. 33/1, Block "PP", Duga Area, Tanga City Council, Tanga Region	PSCA-2021-023	Tanga	Petroleum Retail outlet
25	Kinyalla General Traders	Muriet Village, Terat Ward, Arusha City Council, Arusha Region	PSCA-2021-024	Arusha	Petroleum Retail outlet
26	Norman Adamson Sigalla King	Plot No.14, Block 'PARASTATAL', Makete Urban Area in Njombe Region	PSCA-2021-025	Njombe	Petroleum Retail outlet
27	Frank F. Mwankenja	Simambwe Village in Mbeya District	PSCA-2021-026	Mbeya	Petroleum Retail outlet
28	Abilahi Kassimu Mandepe – Nyasa	Plot No. 2, Block "A", Mtimbe Area, Mbambabay Urban Area in Nyasa District, Ruvuma Region	PSCA-2021-027	Ruvuma	Petroleum Retail outlet
29	Shukrani Mbeleye Mwalembe	Plot No.5, Block 'A', Karasha – Mlowo Urban Area, Mbozi District in Songwe Region	PSCA-2021-028	Songwe	Petroleum Retail outlet
30	Samson Kasango Mwakanyilenge	Plot No.422, Block 'DD', Chimala Urban Area, Mbarali District in Mbeya Region	PSCA-2021-029	Mbeya	Petroleum Retail outlet
31	Amos Site Mabena	Plot No. 109, Block "P" Kitisi Area, Makambako Urban Area in Njombe Region	PSCA-2021-030	Njombe	Petroleum Retail outlet
32	Oliver Rishaely Kaaya Petrol Station	Ikoya Village, Dabalo Ward, Chamwino District, Dodoma Region	PSCA-2021-031	Dodoma	Petroleum Retail outlet

SN	Name of the Installation	Physical Location/Address	Construction Approval Number	Region	Type of the Facility to be Constructed
33	Samo Christopher Roche – Bukene Filling Station	Bukene Village, Bukene Ward, Nzega District, Tabora Region	PSCA-2021-032	Tabora	Petroleum Retail outlet
34	Mr. Abdallah Amour Salum Petrol Station	Bukene Village, Bukene Ward, Nzega District, Tabora Region	PSCA-2021-033	Tabora	Petroleum Retail outlet
35	Mr. Richard James Rutakyamirwa	Plot No. 97, 99 & 101 Bunazi Area, in Misenyi District, Kagera Region	PSCA-2021-034	Kagera	Petroleum Retail outlet
36	Joseph E. Ismail & Tukusuma Samagimila	Disunyala Village, Kibaha District in Coast Region.	PSCA-2021-035	Coast	Petroleum Retail outlet
37	Chororoka Filling Center	Kilindoni Village, Mafia District in Pwani Region.	PSCA-2021-036	Coast	Petroleum Retail outlet
38	Simba Oil Mkambalani Service Station	Plot No. 1057 Block 'E', Mkambarani Area in Morogoro Municipality.	PSCA-2021-037	Morogoro	Petroleum Retail outlet
39	Seko Petrol Station	Masaki Village, Kisarawe Municipality in Pwani Region	PSCA-2021-038	Coast	Petroleum Retail outlet
40	Sameer Mohamedhussen Manji	Mbwade Village, Morogoro Rural District in Morogoro Region.	PSCA-2021-039	Morogoro	Petroleum Retail outlet
41	Salum Amour Salum Petrol Station – Iguguno	Iguguno Village, Mwandu, Mkalama District in Singida Region	PSCA-2021-040	Dar es Salaam	Petroleum Retail outlet
42	Abdallah Nassor Al-Harthy	Plot No. 713;714, 715 &716, Block 'M', Pugu-Mwakanga Area, Ilala Municipality in Dar es salaam Region	PSCA-2021-041	Dar es Salaam	Petroleum Retail outlet
43	Acer Petroleum (T) Ltd – Masasi 2	Plot No. 236 Block 'A', Mkomaindo Area Masasi Town Council in Mtwara Region.	PSCA-2021-042	Mtwara	Petroleum Retail outlet
44	ATN Goba Mbezi	Plot No. 2030 Block 'A', Goba Area in Ubungo Municipality.	PSCA-2021-043	Dar es Salaam	Petroleum Retail outlet
45	Mwame Service Station	Plot No. 323 Block 'G', Kivule Area in Ilala Municipality.	PSCA-2021-044	Dar es Salaam	Petroleum Retail outlet
46	Live Fuel Service Station	Plot No. 294 Block 'A', Mitwero Area in Lindi Municipality	PSCA-2021-045	Lindi	Petroleum Retail outlet
47	Pascal Paul Niboye Filling Station	Plot No. 1225 Block 'B', Kitunda Area in Ilala Municipality.	PSCA-2021-046	Dar es Salaam	Petroleum Retail outlet
48	GNLT Filling Station	Hingawali area, Lindi District in Lindi Region.	PSCA-2021-047	Lindi	Petroleum Retail outlet

SN	Name of the Installation	Physical Location/Address	Construction Approval Number	Region	Type of the Facility to be Constructed
49	Wiro	Nanja Village, Lepurko Ward, Monduli District, Arusha Region	PSCA-2021-048	Arusha	Petroleum Retail outlet
50	Milemo Investments Limited	Plot No. 3, Block "AT", Kilapula Area, Muheza District, Tanga Region.	PSCA-2021-049	Tanga	Petroleum Retail outlet
51	Nassor Service Station Co. Ltd	Plot No. 332 Block 'C', Buyuni Area, Ilala Municipality in Dar Es Salaam Region.	PSCA-2021-050	Dar es Salaam	Petroleum Retail outlet
52	PETCOM (T) LTD	Chamakweza Village, Bagamoyo District in Pwani Region.	PSCA-2021-051	Coast	Petroleum Retail outlet
53	Mbuyuni Filling Station - Kimanzichana	Kimanzichana Kusini Village, Mkuranga District in Pwani Region.	PSCA-2021-052	Coast	Petroleum Retail outlet
54	Kaziibure Filling Station - Mpalila S. Begeza	Kongolomkola Village, Mswiswi Ward, Mbarali District in Mbeya Region	PSCA-2021-053	Mbeya	Petroleum Retail outlet
55	Godfrey Jafary Chaula	Plot No.5 and 6, Karasha - Mlowo Urban Area, Mbozi District in Songwe Region	PSCA-2021-054	Songwe	Petroleum Retail outlet
56	Rodrick Hendrick Kabangila	Plot No.1, Block "D" Kaluluma Area, Misungwi District in Mwanza Region	PSCA-2021-055	Mwanza	Petroleum Retail outlet
57	Reuben Ngimba Mboje	Plot No.3, Block "B", Katenga Area, Bariadi Urban Area in Simiyu Region	PSCA-2021-056	Simiyu	Petroleum Retail outlet
58	Damian F. Bulunda - Bukokwa	Bukokwa Village, Buchosha District in Mwanza Region.	PSCA-2021-057	Mwanza	Petroleum Retail outlet
59	Ikhlas Petrol Station - Mohamed Hussein Mohamed	Chakwale Village, Gairo District in Morogoro Region	PSCA-2021-058	Morogoro	Petroleum Retail outlet
60	Amos Clonery Sebastian - Nyakanazi	Plot No. 174 Block "B" situated at Nyakanazi Area, Biharamulo District in Kagera Region	PSCA-2021-059	Kagera	Petroleum Retail outlet
61	Njombe Station Filling Company Limited - Kahama	Plot No. 227, Block "L", Nyihogo Area, Kahama Township in Shinyanga Region	PSCA-2021-060	Shinyanga	Petroleum Retail outlet
62	Alinda's Transport & Oil Products Ltd - Rwambaizi	Plot No. 1, Block "A" Rwambaizi Area Karagwe District in Kagera Region.	PSCA-2021-061	Kagera	Petroleum Retail outlet
63	Mwita Chacha Mashauri	Mugeta Village, Bunda District in Mara Region	PSCA-2021-062	Mara	Petroleum Retail outlet
64	Nyaishozi Oil Limited - Kahama	Plot No. 914, Block 'G', Shunu Area, Kahama Township in Shinyanga Region	PSCA-2021-063	Shinyanga	Petroleum Retail outlet
65	Mathew Marwa Vedastus T/A Elita Geita Filling Station	Plot No. 41, Block "M" Mbugani Area Geita Township in Geita Region	PSCA-2021-064	Geita	Petroleum Retail outlet

SN	Name of the Installation	Physical Location/Address	Construction Approval Number	Region	Type of the Facility to be Constructed
66	Ochele Service Station – Nyanhabakenye	Nyanhabakenye Village Kisumwa Ward Rorya District in Mara Region	PSCA-2021-065	Mara	Petroleum Retail outlet
67	Ahmed Bakhamis Happy Oil	Plot No. 1 Block 'A', Mfungo Area, Mvomero District in Morogoro Region.	PSCA-2021-066	Morogoro	Petroleum Retail outlet
68	Mapinga Petrol Station	Plot No. 79 Block 'H', Mapinga Area, Bagamoyo Municipality in Pwani Region.	PSCA-2021-067	Coast	Petroleum Retail outlet
69	Egidius John Banyenza	Plot No. 103, Block 'DD', Kasimba/Ilemba Area, Mpanda Township in Katavi Region	PSCA-2021-068	Katavi	Petroleum Retail outlet
70	Said Sood Ally	Plot No. 1039, Block "C", Nambogo Area, Sumbawanga Municipality in Rukwa Region	PSCA-2021-069	Rukwa	Petroleum Retail outlet
71	Abilahi Kassimu Mandepe	Plot No. 1381, Block "G", Lusenti Lupia Area, Namtumbo Township in Ruvuma Region	PSCA-2021-070	Ruvuma	Petroleum Retail outlet
72	Galaxy Filling Station Ltd	Plot No. 147/1, Moshono Area, Moivaro Ward, Arusha City Council in Arusha Region	PSCA-2021-071	Arusha	Petroleum Retail outlet
73	Elia Nassary Petrol Station	Oldonyosambu Village, Arusha District Council in Arusha Region	PSCA-2021-072	Arusha	Petroleum Retail outlet
74	Villa Hardware Company Limited	Mabaoni Village, Makungu, Mufindi District in Iringa Region	PSCA-2021-073	Iringa	Petroleum Retail outlet
75	Kamraan Kamal Jaffar	Plot No. 1 Block 'N', Vijibweni Area, Kigamboni Municipality in Dar es Salaam Region.	PSCA-2021-074	Dar es Salaam	Petroleum Retail outlet
76	Mount Meru Petroleum Limited	Plot No. 153 Block 'C', Mapinga Area In Bagamoyo District in Pwani Region.	PSCA-2021-075	Coast	Petroleum Retail outlet
77	Mshikamano Petrol Station	Plot No. P10525 Block 'G', Mshikamano Area, Ubungo Municipality in Dar es Salaam Region.	PSCA-2021-076	Dar es Salaam	Petroleum Retail outlet
78	Masomi Charles Debulhu	Plot No. 18, Block "B", Lusaka 'A' Area, Mbinga Urban Area in Ruvuma Region	PSCA-2021-077	Ruvuma	Petroleum Retail outlet
79	Idrisa Mohamed Mtamike – Wanging'ombe Filling Station	Plot No. 1, Block "A", Wanging'ombe Area, Wanging'ombe District in Njombe Region	PSCA-2021-078	Njombe	Petroleum Retail outlet
80	Ahmed Farid Bazar Petrol Station Mitundu	Mitundu Village, Itigi Manyoni District in Singida Region	PSCA-2021-079	Singida	Petroleum Retail outlet
81	Said Salum Ally Filling Station	Tuto Village, Kiloli Ward, Sikonge District in Tabora Region	PSCA-2021-080	Tabora	Petroleum Retail outlet
82	Ng'umbi Services and Timber Company Limited	Usokami Village, Kibengu Ward, Mufindi District in Iringa Region	PSCA-2021-081	Iringa	Petroleum Retail outlet

SN	Name of the Installation	Physical Location/Address	Construction Approval Number	Region	Type of the Facility to be Constructed
83	Jobaru Investment (T) Company	Plot No. 1432, Block 'Q' situated at Nyasubi area, Kahama District in Shinyanga Region.	PSCA-2021-082	Shinyanga	Petroleum Retail outlet
84	Malik Said Salum	Isinde Village, Nsimbo District Council in Katavi Region.	PSCA-2021-083	Katavi	Petroleum Retail outlet
85	Manlick Daniel Sanga	Plot No. 35, Block 'Part of Mbinga Urban Area', Mbinga Urban Area in Ruvuma Region	PSCA-2021-084	Ruvuma	Petroleum Retail outlet
86	C.F.Ng'umbi Investment Company Limited – Nzovwe	Plot No. 1026, Block "R", Nzovwe Area in Mbeya City	PSCA-2021-085	Mbeya	Petroleum Retail outlet
87	Julius Mwita Makere	Plot No. 54 Block '7', Mwanagati Area, Ilala Municipality in Dar Es Salaam Region.	PSCA-2021-086	Dar es Salaam	Petroleum Retail outlet
88	Tidu Oil	Plot No. 1 Block 'D', Bungu Area, Kibiti Municipality in Pwani Region.	PSCA-2021-087	Coast	Petroleum Retail outlet
89	Loflyp Simbeye Investment	Plot No. 11724, Kimara Baruti Area Ubungo Municipality in Dar Es Salaam Region.	PSCA-2021-088	Dar es Salaam	Petroleum Retail outlet
90	Gibaso Filling Station-Buyuni	Plot No. 687 Block 'L', Pugu Mwakanga Area, Ilala Municipality in Dar es Salaam Region.	PSCA-2021-089	Dar es Salaam	Petroleum Retail outlet
91	Admire Oil Limited	Plot No. 30, Vikindu Area, Mkuranga District in Pwani Region.	PSCA-2021-090	Coast	Petroleum Retail outlet
92	Costa Investment Company Limited Petrol Station	Sawala Village, Mufindi District in Iringa Region.	PSCA-2021-091	Iringa	Petroleum Retail outlet
93	Lamaiti Filling Station	Lamaiti Village, Bahi District in Dodoma City.	PSCA-2021-092	Dodoma	Petroleum Retail outlet
94	Remigius Lweyongeza Lazaro	Kumtundu Village, Nyamidaho Ward, Kasulu District in Kigoma Region.	PSCA-2021-093	Kigoma	Petroleum Retail outlet
95	Monica Gambamala	Mwandama Village, Sapiwi Ward, Bariadi District in Simiyu Region.	PSCA-2021-094	Simiyu	Petroleum Retail outlet
96	Shabani Nuru Kazimoto	Plot No. 160, Block "C", Mwatulole 'B' Geita Township, Geita District in Geita Region	PSCA-2021-095	Geita	Petroleum Retail outlet
97	Madema Company Limited	Plot No. 22, Block "A", Kawajense Area, Mpanda Municipality in Katavi Region.	PSCA-2021-096	Katavi	Petroleum Retail outlet
98	Rahabu Logistics Company Limited	Plot No. 3, Block 'A', Nsonyanga Area, Mbarali District in Mbeya Region.	PSCA-2021-097	Mbeya	Petroleum Retail outlet
99	Gilbert Elias Mwasile – Mwasile Fuel Service Station	Plot No. 7, Block 'A', Ikumbi - Songwe Area, Mbeya District in Mbeya Region.	PSCA-2021-098	Mbeya	Petroleum Retail outlet

SN	Name of the Installation	Physical Location/Address	Construction Approval Number	Region	Type of the Facility to be Constructed
100	Joseph Faustin Kawogo	Madobole Village, Luponde Ward, Njombe Urban District in Njombe Region	PSCA-2021-099	Njombe	Petroleum Retail outlet
101	C.F. Ng'umbi Investment Company Limited – Mbalizi	Plot No. 405, Block 'D', Mbalizi Area, Mbeya District in Mbeya Region	PSCA-2021-100	Mbeya	Petroleum Retail outlet
102	Som Petroleum (T) Limited	Plot No 1, Pingo Village, Bagamoyo District in Coast Region.	PSCA-2021-101	Coast	Petroleum Retail outlet
103	Petroafrica (T) Ltd-Wazo Service Station	Plot No. P21226, Wazo Area, Kinondoni Municipality in Dar es Salaam Region.	PSCA-2021-102	Dar es Salaam	Petroleum Retail outlet
104	JAS International Company Limited	Plot No. 212 Block 'M', Mihina Area, Kilwa District in Lindi Region.	PSCA-2021-103	Lindi	Petroleum Retail outlet
105	Desire Petroleum	Itongwa Village, Mlimba District in Morogoro Region.	PSCA-2021-104	Morogoro	Petroleum Retail outlet
106	Ununio Service Station	Plot No. 95 Block 'C', Ununio Area, Kinondoni Municipality in Dar es Salaam Region.	PSCA-2021-105	Dar es Salaam	Petroleum Retail outlet
107	Stephen Jackson Massam	Kaunda Area, Umwe Village, Rufiji District in Coast Region.	PSCA-2021-106	Coast	Petroleum Retail outlet
108	Olympic Petroleum (T) Limited-Chamakweza	Plot No. 14 Block 'A', Chamakweza Area, Chalinze District Council in Coast Region.	PSCA-2021-107	Coast	Petroleum Retail outlet
109	BS Oil (T) Limited	Makangaga Village, Kilwa District in Lindi Region.	PSCA-2021-108	Lindi	Petroleum Retail outlet
110	Joseph Philip	Plot No. 5339, Majone Area, Ilala Municipality in Dar es Salaam Region.	PSCA-2021-109	Dar es Salaam	Petroleum Retail outlet
111	Arif Ally Saad	Plot No. 2214 Block 'A', Pugu Mwakanga Area, Ilala Municipality in Dar es Salaam Region.	PSCA-2021-110	Dar es Salaam	Petroleum Retail outlet
112	Magema Filling Station Company Limited	Plot No. P6088, Kifuru Area, Ilala Municipality in Dar es Salaam Region.	PSCA-2021-111	Dar es Salaam	Petroleum Retail outlet
113	Kafumu Petrol Station	Plot No. 693, Block "E", Buhongwa Area, Nyamagana District in Mwanza Region.	PSCA-2021-112	Mwanza	Petroleum Retail outlet
114	Helena Philipo Miyakaji	Plot No. 2154, Block "D", Igoma Area, Ilemela District in Mwanza Region.	PSCA-2021-113	Mwanza	Petroleum Retail outlet
115	Fuel Master T Ltd – Rukoma Filling Station	Rukoma Village, Igalula Ward, Uvinza District in Kigoma Region	PSCA-2021-114	Kigoma	Petroleum Retail outlet
116	Mr. Doto Makenga Ntanwa	Plot No. 1127 & 1128, Block "Q", Nyasubi, Kahama Urban Area, Kahama District in Shinyanga Region.	PSCA-2021-115	Shinyanga	Petroleum Retail outlet

SN	Name of the Installation	Physical Location/Address	Construction Approval Number	Region	Type of the Facility to be Constructed
117	Nambere Hill Investment Limited	Plot No.02 Block "A" situated at Nambala Area at Arumeru District in Arusha Region.	PSCA-2021-116	Arusha	Petroleum Retail outlet
118	Haleluya Wilfred Kessy	Plot No.1 Block "AB" situated at Mapinduzi South in Dodoma Region.	PSCA-2021-117	Dodoma	Petroleum Retail outlet
119	Eliasa Shaban Kisisa-Chapakazi Filling Station	Chitego village, Kongwa District in Dodoma Region.	PSCA-2021-118	Dodoma	Petroleum Retail outlet
120	Nakuroi Investment Co. Ltd	Plot No. 2144 Block 'E', Kunduchi Rtd Area, Kinondoni Municipality in Dar es Salaam Region.	PSCA-2021-119	Dar es Salaam	Petroleum Retail outlet
121	Kyimo Filling Station	Plot No. 1, Block "C", Kyimo Village, Rungwe District in Mbeya Region	PSCA-2021-120	Mbeya	Petroleum Retail outlet
122	Mau Petrol and Service Station	Plot No. 1, Block "J", Oloresho Stree, Olasiti Ward, Arusha City Council, Arusha Region.	PSCA-2021-121	Arusha	Petroleum Retail outlet
123	Dongo Filling Station	Dongo Village, Kibaya Ward, Kiteto District, Manyara Region.	PSCA-2021-122	Manyara	Petroleum Retail outlet
124	Engen Kinondoni Service Station	Plot No. 82, Kingsway Estates Area, Kinondoni Municipality in Dar es Salaam Region.	PSCA-2021-123	Dar es Salaam	Petroleum Retail outlet
125	Olympic Petroleum-Malamba Mawili	Plot No. P9359, Malamba Mawili Area, Ubungo Municipality in Dar es Salaam Region.	PSCA-2021-124	Dar es Salaam	Petroleum Retail outlet
126	Amer Mohamed Mbarak	Plot No. 801 Block 'F', Vijibweni Area, Kigamboni Municipality in Dar es Salaam Region.	PSCA-2021-125	Dar es Salaam	Petroleum Retail outlet
127	Zash Energy Solutions Limited	Plot No. 4 Block 'A', Mdaula Area, Chalinze District in Coast Region.	PSCA-2021-126	Coast	Petroleum Retail outlet
128	Ali Saad Bafadhil	Plot No. 1190 Block 'F', Magogoni Area, Kigamboni Municipality.	PSCA-2021-127	Dar es Salaam	Petroleum Retail outlet
129	Stateoil Tanzania Limited	Plot No. 487 Block 'K', Mbezi Beach Area, Kinondoni Municipality in Dar es Salaam Region.	PSCA-2021-128	Dar es Salaam	Petroleum Retail outlet
130	Munio Petrol Station Mitundu	Plot No.24, Block "F", Kitwiru Ward, Mtwivila Street, Iringa Municipality, Iringa Region	PSCA-2021-129	Iringa	Petroleum Retail outlet
131	Asha Hamud Salum –Uswilu Filling Station	Uswilu Street, Uswilu Ward, Nzega District, Tabora Region	PSCA-2021-130	Tabora	Petroleum Retail outlet
132	Erick Benjamin Mahenge	Ruaha Mbuyuni Village, Ruaha Mbuyuni Ward, Kilolo District, Iringa Region.	PSCA-2021-131	Iringa	Petroleum Retail outlet
133	Fuel Service Station	Plots No. 6 & 7, Block "F" B-Centre Ndachi in Dodoma Municipality, Dodoma Region.	PSCA-2021-132	Dodoma	Petroleum Retail outlet

SN	Name of the Installation	Physical Location/Address	Construction Approval Number	Region	Type of the Facility to be Constructed
134	Gofar Petro Energy	Plots No. 1, Block "BR" Nala Ngayeya in Dodoma Municipality, Dodoma Region	PSCA-2021-133	Dodoma	Petroleum Retail outlet
135	Mange Festo Manyama And Schollastica Ernest Missango	Plot No. 71, Block "Q", Usagara Area, Misungwi District in Mwanza Region.	PSCA-2021-134	Mwanza	Petroleum Retail outlet
136	Nyumbani Petrol Station	Ruhu Village, Kyang'ombe Ward, Rorya District in Mara Region.	PSCA-2021-135	Mara	Petroleum Retail outlet
137	Nyumbani Petrol Station	Masonga Village, Tai Ward, Rorya District in Mara Region.	PSCA-2021-136	Mara	Petroleum Retail outlet
138	Tairo Oil Limited	Plot No. 2161, Block "E", Buhongwa Area, In Mwanza City.	PSCA-2021-137	Mwanza	Petroleum Retail outlet
139	Williamsons Service Station	Plot No. 50 & 51, Block "J" High Density Uhuru Street, Musoma Municipality in Mara Region	PSCA-2021-138	Mara	Petroleum Retail outlet
140	GBP Tanzania Limited	Plot No. 377, Block "A" Nyasaka Low Density Area, Ilemela District, Mwanza Region.	PSCA-2021-139	Mwanza	Petroleum Retail outlet
141	Eliud Amos Nyagawa	Ilembula Village, Wanging'ombe District in Njombe Region.	PSCA-2021-140	Njombe	Petroleum Retail outlet
142	Sokoine George Mwalingo	Plot No. 1, Block "D", Kyimo Village, Rungwe District in Mbeya Region.	PSCA-2021-141	Mbeya	Petroleum Retail outlet
143	Star Oil (T) Limited – Mbeya Service Station	Plot No. 1/2, Iyunga Industrial Area in Mbeya City.	PSCA-2021-142	Mbeya	Petroleum Retail outlet
144	Ashy Petrol Station	Mbuyuni village, Oldonyo Ward, in Arumeru Area; Arusha Region.	PSCA-2021-143	Arusha	Petroleum Retail outlet
145	Ester Oil Kalenga Kalu-Filling Station	Kalengakelu Village, Kilombero District Council in Morogoro Region.	PSCA-2021-144	Morogoro	Petroleum Retail outlet
146	Zahara Abdallah Hamud - Karagwe Filling Station	Plot No. 632 Block 'B', Makurunge Area, Bagamoyo District Council in Pwani Region.	PSCA-2021-145	Coast	Petroleum Retail outlet
147	Ndwata Filling Station	Ulaya Kibaoni Village, Kilosa District in Morogoro Region.	PSCA-2021-146	Morogoro	Petroleum Retail outlet
148	Mtandi Village	Mtandi Village, Kiwa District in Lindi Region	PSCA-2021-147	Lindi	Petroleum Retail outlet
149	Kimamba Service Station	Kimamba 'B' Village, Kilosa District in Morogoro Region.	PSCA-2021-148	Morogoro	Petroleum Retail outlet
150	Khalifa Khalifan Khalifa	Plot No.1080, Block "J" situated at Mkata Handeni District Council in Tanga Region	PSCA-2021-149	Tanga	Petroleum Retail outlet

SN	Name of the Installation	Physical Location/Address	Construction Approval Number	Region	Type of the Facility to be Constructed
151	Louis Nathan Mollel	Kiseriani Village, Mlangarini Ward, Arusha District Council, Arusha Region	PSCA-2021-150	Arusha	Petroleum Retail outlet
152	Eloni Oil Petrol Station	Plot No.19, Block "EE", Gendi Kuu, Babati Town, Manyara Region.	PSCA-2021-151	Manyara	Petroleum Retail outlet
153	Mamaa G investment	Kimana Village, Kiteto District, Manyara Region.	PSCA-2021-152	Manyara	Petroleum Retail outlet
154	Wisdom Petrol Station	Plot Block "A", Kwapole Chama, Arumeru District in Arusha Region	PSCA-2021-153	Arusha	Petroleum Retail outlet
155	Summer Estate Limited	Plot No. 6, Block 'H', Kiwira Area, Rungwe District in Mbeya Region.	PSCA-2021-154	Mbeya	Petroleum Retail outlet
156	Shiyua Company Limited	Plot No. 370, Block 'F', Isongole Area, Ileje District in Songwe Region.	PSCA-2021-155	Songwe	Petroleum Retail outlet
157	Hope Sylvester Nzali	Ukwavila Village, Mapogoro Ward, Mbarali District in Mbeya Region.	PSCA-2021-156	Mbeya	Petroleum Retail outlet
158	Bony Boniface Msigwa	Plot No.1, Block 'A', Mwanyanje Area in Mbeya City.	PSCA-2021-157	Mbeya	Petroleum Retail outlet
159	Amos Site Mabena	Plot No.5 & 6, Block 'Z', Mfaranyaki Area in Songea Municipality.	PSCA-2021-158	Ruvuma	Petroleum Retail outlet
160	Iyegu Petrol Station	Plot No. 96 Block 'G', Chanika Area, Ilala Municipality in Dar es Salaam Region.	PSCA-2021-159	Dar es Salaam	Petroleum Retail outlet
161	Star Oil (T) Limited - Chalinze Service Station	Plot No. 1 Block 'A', Pingo Area, Chalinze District Council in Dar es Salaam Region.	PSCA-2021-160	Dar es Salaam	Petroleum Retail outlet
162	Tash Oil	Plot No. 57 Block 'J', Kilindoni Area, Mafia District Council in Coast Region.	PSCA-2021-161	Coast	Petroleum Retail outlet
163	Hussein Abdulkadir Hussein T/A Scaba Scuba Service Station	Plot No. P6371 Block 'G', Kibada Ungindoni Area, Kigamboni Municipality in Dar es Salaam Region.	PSCA-2021-162	Dar es Salaam	Petroleum Retail outlet
164	Ahmed Abdallah Said Bakhamis	Plot No. P1224, Majohe Area, Ilala Municipality in Dar es Salaam Region.	PSCA-2021-163	Dar es Salaam	Petroleum Retail outlet
165	Mitundu Filling Station Limited – Kinzudi	Plot No. 233,234 Block 'N', Goba Kunguru Area, Ubungo Municipality in Dar es Salaam Region.	PSCA-2021-164	Dar es Salaam	Petroleum Retail outlet
166	Mitundu Filling Station Limited - Goba Njia Nne	Plot No. 2293 Block 'E', Goba Area, Ubungo Municipality in Dar es Salaam Region.	PSCA-2021-165	Dar es Salaam	Petroleum Retail outlet

SN	Name of the Installation	Physical Location/Address	Construction Approval Number	Region	Type of the Facility to be Constructed
167	Albina Rogati Chuwa	Plot No. 502 Block 'A', Mbezi Makabe Area, Ubungo Municipality in Dar es Salaam Region.	PSCA-2021-166	Dar es Salaam	Petroleum Retail outlet
168	BAF Filling Station – Bunju	Plot No. 44 Block '13', Bunju Area, Kinondoni Municipality in Dar es Salaam Region.	PSCA-2021-167	Dar es Salaam	Petroleum Retail outlet
169	Hamoki Service Station	Plot No. P773, Kitunda Area, Ilala Municipality in Dar es Salaam Region.	PSCA-2021-168	Dar es Salaam	Petroleum Retail outlet
170	Juventina Melick Mwabena	Plot No. 160 Block "A" at Ifunda Area, in Iringa District, Iringa Region.	PSCA-2021-169	Iringa	Petroleum Retail outlet
171	Majid Masoud Ally	Plot No. 501 Block 'D' Malabi Area in Tabora Municipality.	PSCA-2021-170	Tabora	Petroleum Retail outlet
172	Seif Juma Seif – Mabira	Plot No.1, Block "C", Mabira Trading Centre area, Kyerwa District in Kagera Region	PSCA-2021-171	Kagera	Petroleum Retail outlet
173	Linus Yohana Somo – LY Fuel Service Station	Plot No. 1, Block 'C', Makongolosi Area, Chunya District in Mbeya Region.	PSCA-2021-172	Mbeya	Petroleum Retail outlet
174	Amos Site Mabena – Bombambili	Plot No. 210 & 211, Bombambili Area, Songea Municipality in Ruvuma Region.	PSCA-2021-173	Ruvuma	Petroleum Retail outlet
175	Remigius Patrick Nshange T/A Smart Oil Katoro	Katoro Village, Katoro Ward, Bukoba Vijijini District in Kagera Region.	PSCA-2021-174	Kagera	Petroleum Retail outlet
176	Remigius Patrick Nshange T/A Smart Oil Kaagya	Mushozi Village, Kaagya Ward, Bukoba Vijijini District in Kagera Region.	PSCA-2021-175	Kagera	Petroleum Retail outlet
177	Said Hamed Mohamed T/A Msoza Oil	Plot No. 113 Block "B", Kwa Mustafa Area, Ilala Municipality in Dar es Salaam Region.	PSCA-2021-176	Dar es Salaam	Petroleum Retail outlet
178	Said Hamed Mohamed T/A Msoza Oil	Plot No. 53 Block "G", Minondo Area, Kigamboni Municipality in Dar es Salaam Region.	PSCA-2021-177	Dar es Salaam	Petroleum Retail outlet
179	Victoria Philemon Rutakara	Plot No. 37, Block '22', Bunju mwisho Area, Kinondoni Municipality in Dar es Salaam Region.	PSCA-2021-178	Dar es Salaam	Petroleum Retail outlet
180	Makazi Lodges Limited	Plot No. P23501, Mbezi Juu, Kinondoni Municipality in Dar es salaam Region.	PSCA-2021-179	Dar es Salaam	Petroleum Retail outlet
181	The White Co. (E.A)	Plot No 8, situated at Lumumba in Kiomboi Urban Area, Iramba District Council, Singida Region.	PSCA-2021-180	Singida	Petroleum Retail outlet
182	Mwinyi Hassan Makame	Dabusi Village, Nangwa Ward, Hanang District Council, Manyara Region.	PSCA-2021-181	Manyara	Petroleum Retail outlet
183	Renatus Chikata Pima T/A Pima Oil	Rwenkende Village, Kibingo Ward, Kyerwa District in Kagera Region.	PSCA-2021-182	Kagera	Petroleum Retail outlet

SN	Name of the Installation	Physical Location/Address	Construction Approval Number	Region	Type of the Facility to be Constructed
184	Musa Khalifa Msangi T/A Kalu Petrol Station	Kimamba "B" Area, kimamba ward, Kilosa District in Morogoro Region.	PSCA-2021-183	Morogoro	Petroleum Retail outlet
185	Said Mohamed Said	Plot No. P 36 Block "B", Kuchuchi Village, Mbwewe Ward, Chalinze District in Coast Region.	PSCA-2021-184	Coast	Petroleum Retail outlet
186	Mount Meru Petroleum Ltd	Plot No. P8084, Gongo la mboto Area, Ilala Municipality in Dar es salaam Region	PSCA-2021-185	Dar es Salaam	Petroleum Retail outlet
187	Salum Amour Salum Petrol Station Nata	Mwabangu "A" Village, Nata ward, Nzega District in Tabora Region.	PSCA-2021-186	Tabora	Petroleum Retail outlet
188	Salum Amour Salum Petrol Station Puge	Upungu Village, Puge ward, Nzega District in Tabora Region.	PSCA-2021-187	Tabora	Petroleum Retail outlet
189	Liberatus Gustave Alphoce Mtenga T/A Get Go Fuels	Plot No.11, Block '7' situated at Mlimwa West (Area "C") Dodoma Municipality in Dodoma Region.	PSCA-2021-188	Dodoma	Petroleum Retail outlet
190	Nywege Petrol Station Sunya	Sunya Village, Kiteto District in Manyara Region.	PSCA-2021-189	Manyara	Petroleum Retail outlet
191	Jobu Filling Station	Plot No.1, Block F, Kibakwe Area, Mpwapwa District, Dodoma Region.	PSCA-2021-190	Dodoma	Petroleum Retail outlet
192	Yohane Linus Mtewa	Madope Village, Ludewa District in Njombe Region.	PSCA-2021-191	Njombe	Petroleum Retail outlet
193	Lunety Energy,	Mbigiri Village, Kiteto District, Manyara Region.	PSCA-2021-192	Manyara	Petroleum Retail outlet
194	Seleman Zahor Mansoor – Busoka	Plot No. 605, Block "A", Busoka, Kahama Township in Shinyanga Region	PSCA-2021-193	Shinyanga	Petroleum Retail outlet
195	Bundala Kishushu Petrol Station	Plot No. 15, Block "A", situated at Nindo, Shinyanga District in Shinyanga Region.	PSCA-2021-194	Shinyanga	Petroleum Retail outlet
196	Ngabanya Filling Station	Mwabomba Village, Idahima Ward, Ushetu District in Shinyanga Region.	PSCA-2021-195	Shinyanga	Petroleum Retail outlet
197	Akilimali Daudi Mayaya	Plot No. 1, Block "E", Nyakanazi Area, Biharamulo District in Kagera Region.	PSCA-2021-196	Kagera	Petroleum Retail outlet
198	Jamali Juma Rajabu	Plot No. 149, Block "B", Sumve Area, Kwimba District in Mwanza Region	PSCA-2021-197	Mwanza	Petroleum Retail outlet
199	Siliasi Mayunga Masalu T/A Vatcan Fuel Service Station	Plot No.15, Block "A", Shunu Area, Kahama District in Shinyanga Region	PSCA-2021-198	Shinyanga	Petroleum Retail outlet
200	Balele Makonda Chole T/A B.M Fuel Station	Plot No. 854, Block "E", Nyambiti Street, Buhongwa Area in Mwanza City.	PSCA-2021-199	Mwanza	Petroleum Retail outlet

SN	Name of the Installation	Physical Location/Address	Construction Approval Number	Region	Type of the Facility to be Constructed
201	William Nchagwa Karantini T/A Karantini Fuel Filling Station	Plot No. 1, Block "c", Tarime Urban Area, Tarime District in Mara Region.	PSCA-2021-200	Mara	Petroleum Retail outlet
202	Jerome Kelvin Kyando	Milmanjiwa Village, Mbugani Ward, Chunya District in Mbeya Region.	PSCA-2021-201	Mbeya	Petroleum Retail outlet
203	Ibrahim Butumile Mwaitebele	Plot No. 1, Block "G", Kiwira Area, Rungwe District in Mbeya Region.	PSCA-2021-202	Mbeya	Petroleum Retail outlet
204	Mansoor Industries Ltd – Chimbuya	Plot No. 1, Block "A", Chimbuya Village, Mbozi District in Songwe Region.	PSCA-2021-203	Songwe	Petroleum Retail outlet
205	Govidet Negelo and Company	Plot No. 408, Block "U", Ramadhani Area, Njombe Town Council in Njombe Region.	PSCA-2021-204	Njombe	Petroleum Retail outlet
206	Mazingo General Traders and Supplies	Plot No. 159, Block "A", Mpanda Urban Area in Katavi Region.	PSCA-2021-205	Katavi	Petroleum Retail outlet
207	Deogratius Eugene Massawe T/A Stoki Petrol Service Station	Plot No. 2026 Block C, Goba kunguru Area, Kinondoni Municipality in Dar es Salaam Region.	PSCA-2021-206	Dar es Salaam	Petroleum Retail outlet
208	Amjumas Oil Limited – Ikwiriri	Plot No.1, Block 'C' South Umwe Area, Rufiji District in Coast Region.	PSCA-2021-207	Coast	Petroleum Retail outlet
209	Energy Oil Company Limited	Plot No. 86 Block K, Mkuza Muharakani, Kibaha District Council in Pwani Region.	PSCA-2021-208	Coast	Petroleum Retail outlet
210	Apco Energy (T) Limited	Plot No. 154 Block H, Pugu Mwakanga Area in Ilala Municipality	PSCA-2021-209	Dar es Salaam	Petroleum Retail outlet
211	ATN Petroleum Company Limited-Mabibo	Plot No. P15913, Mabibo Area in Ubungo Municipality	PSCA-2021-210	Dar es Salaam	Petroleum Retail outlet
212	Said Edha Abdallah	Plot No. P23455, Tandale Area in Kinondoni Municipality	PSCA-2021-211	Dar es Salaam	Petroleum Retail outlet
213	Olympic Petroleum Tandale	Plot No. P 24216 Block 'G', Tandale Area, Mwananyamala ward, Kinondoni Municipality in Dar es Salaam Region.	PSCA-2021-212	Dar es Salaam	Petroleum Retail outlet
214	Olympic Petroleum (T) Limited-Pugu Mwakanga	Plot No. P 3951 Pugu Mwakanga Area in Ilala Municipality	PSCA-2021-213	Dar es Salaam	Petroleum Retail outlet
215	Afroil Investment Limited-Mlimani Service Station	Plot No.1, Block "A" situated at Mlimani, in Arusha City Area in Arusha.	PSCA-2021-214	Arusha	Petroleum Retail outlet

SN	Name of the Installation	Physical Location/Address	Construction Approval Number	Region	Type of the Facility to be Constructed
216	Noah Lembris Saputu T/A Notha Petrol Station	Samaria Village, Meru District in Arusha Region.	PSCA-2021-215	Arusha	Petroleum Retail outlet
217	Amini Habibu Punja	Mbigiri Village, Partimbo Ward, Kiteto District, Manyara Region.	PSCA-2021-216	Manyara	Petroleum Retail outlet
218	Omary Amri Shabani T/A Wasafi Petroleum	Kirusix Village, Kiru Ward, Babati District, Manyara Region.	PSCA-2021-217	Manyara	Petroleum Retail outlet
219	Amini Habibu Punja	Kimana Village, Partimbo Ward, Kiteto District, Manyara Region.	PSCA-2021-218	Manyara	Petroleum Retail outlet
220	Gervas Elias Mbowe	Mbuyuni Village, Oljoro Ward, Arusha District Council, Arumeru District, Arusha Region.	PSCA-2021-219	Arusha	Petroleum Retail outlet
221	Amini Habibu Punja	Engusero Village, Engusero Ward, Kiteto District, Manyara Region.	PSCA-2021-220	Manyara	Petroleum Retail outlet
222	Amini Habibu Punja	Njoro Village, Njoro Ward, Kiteto District, Manyara Region	PSCA-2021-221	Manyara	Petroleum Retail outlet
223	GR Oil and Gas Limited	Plot No. 71, Block "P", Magugu Village, Magugu Ward, Babati District, Manyara Region.	PSCA-2021-222	Manyara	Petroleum Retail outlet
224	Sakada Oil Limited	Endabash Village, Endabash Ward, Karatu District, Arusha Region	PSCA-2021-223	Arusha	Petroleum Retail outlet
225	Olasiti Investment Co. Ltd	Naberera Village, Terat Ward, Simanjiro District, Manyara Region	PSCA-2021-224	Manyara	Petroleum Retail outlet
226	Kiuda Investment Company Limited	Plot No. 156, Olasiti Area, Olasiti Ward, Arusha City Council, Arusha Region	PSCA-2021-225	Arusha	Petroleum Retail outlet
227	Godfrey Robert Saitabau	Terrat Village, Terrat Ward, Simanjiro District, Manyara Region	PSCA-2021-226	Manyara	Petroleum Retail outlet
228	DPK Filling Station	Kitahya Village, Nyakibimbili Ward, Bukoba District in Kagera Region.	PSCA-2021-227	Kagera	Petroleum Retail outlet
229	Joseph Masore Onyis Filling Station	Plot No. 130, Block "EE", Nyakato, Mwanza City in Mwanza Region.	PSCA-2021-228	Mwanza	Petroleum Retail outlet
230	Chagu Filling Station Lalago Branch	Lalago Village, Maswa District in Simiyu Region.	PSCA-2021-229	Simiyu	Petroleum Retail outlet
231	Ashiru Said Kimwaga	Plot No. 51, Block 'B', Buhongwa, Mwanza City in Mwanza Region.	PSCA-2021-230	Mwanza	Petroleum Retail outlet
232	Said Ramadhan Juma T/A Star Service Station	Plot No.2, Block "A", Katoro-Nijapanda area, Geita District in Geita Region	PSCA-2021-231	Geita	Petroleum Retail outlet

SN	Name of the Installation	Physical Location/Address	Construction Approval Number	Region	Type of the Facility to be Constructed
233	Mnyonge Investment Company Limited	Plot No. 53, Block "J", Karasha – Mlowo Urban Area, Mbozi District in Songwe Region.	PSCA-2021-232	Songwe	Petroleum Retail outlet
234	Mnyonge Investment Company Limited	Plot No. 78, Block "GG", Mlangali – Chimala Urban Area, Mbarali District in Mbeya Region.	PSCA-2021-233	Mbeya	Petroleum Retail outlet
235	Emmanuel Joel Mboya	Ruanda Village, Santilya Ward, Mbeya District in Mbeya Region.	PSCA-2021-234	Mbeya	Petroleum Retail outlet
236	Borderlink Logistics Limited	Amani Makoro Village, Mbinga District in Ruvuma Region	PSCA-2021-235	Ruvuma	Petroleum Retail outlet
237	Principal Petroleum Tanzania Limited	Plot No. 1 Block "G", Pingo Chalinze urban Area, and Bagamoyo District Council in Pwani Region.	PSCA-2021-236	Coast	Petroleum Retail outlet
238	ATN Petroleum Co Ltd-Ubungo Makuburi	Plot No. P11815, Makuburi Area, Ubungo Municipality in Dar es Salaam Region.	PSCA-2021-237	Dar es Salaam	Petroleum Retail outlet
239	Rorya Energy Company Limited-Rorya Filling Station	Plot No. P12155, Ulongoni "A" Ilala Municipality in Dar es Salaam Region.	PSCA-2021-238	Dar es Salaam	Petroleum Retail outlet
240	Olasiti Investment Co Ltd	Plot No. 9, Block "E" Chamakweza Area, Bagamoyo District in Coast Region.	PSCA-2021-239	Coast	Petroleum Retail outlet
241	Sacramento General Enterprises Limited-Sacramento Petrol Station	Plot No. 112 Block "L", Kiembeni area (Mapinga), Bagamoyo District Council in Pwani Region.	PSCA-2021-240	Coast	Petroleum Retail outlet
242	Blackest Black Limited Filling Station	Plot No 4, Block "A" situated at Doma Zeni, Mvomero District in Morogoro Region.	PSCA-2021-241	Morogoro	Petroleum Retail outlet
243	Usamah Mohamed Sheikh	Plot No. 47, Block "F", Magogoni Area in Kigamboni Municipality in Dar es Salaam Region.	PSCA-2021-242	Dar es Salaam	Petroleum Retail outlet
244	Lucius Lucius Halla T/A Halla Filling Station	Plot No. 2020 Block "B", Kimara mavurunza, Ubungo Municipality in Dar es Salaam Region.	PSCA-2021-243	Dar es Salaam	Petroleum Retail outlet
245	Barrel Petro Energy Co. Limited	Plot No. 155 Block "G", Kivule Area, Ilala Municipality in Dar es Salaam Region.	PSCA-2021-244	Dar es Salaam	Petroleum Retail outlet
246	Venance Vandelini Msacky T/A VSR Co. Ltd	Plot No. 349 Block 1, Mivumoni Area, Kinondoni Municipality in Dar es Salaam Region.	PSCA-2021-245	Dar es Salaam	Petroleum Retail outlet
247	Top Oil-Mbezi	Plot No. P20509, Kunduchi mtongani, Kinondoni Municipality in Dar es Salaam Region.	PSCA-2021-246	Dar es Salaam	Petroleum Retail outlet
248	ATN Petroleum Chinangali I Village	PL/046, Chinangali I Village, Majeleko Ward, Chamwino District in Dodoma Region.	PSCA-2021-247	Dodoma	Petroleum Retail outlet

SN	Name of the Installation	Physical Location/Address	Construction Approval Number	Region	Type of the Facility to be Constructed
249	ATN Petroleum Nzuguni-Dodoma	Plot No. 3, Block "BC", Nzuguni Ward, Dodoma Municipality, Dodoma Region	PSCA-2021-248	Dodoma	Petroleum Retail outlet
250	Shibiliti Fuel Filling Station	Mwendakulima Village, Kaliua District, Dodoma Region.	PSCA-2021-249	Dodoma	Petroleum Retail outlet
251	Damasi Charles Ngumbi	Plot No. 43 Block "A", Ihemi, Iringa District in Iringa Region.	PSCA-2021-250	Iringa	Petroleum Retail outlet
252	Alinda's Transport & Oil Products Limited	Kigororo Village, Kibale Ward, Kyerwa District in Kagera Region	PSCA-2021-260	Kagera	Petroleum Retail outlet
253	New Javas Oil and Tours Tanzania Limited	Kihanga Village, Kihanga Ward, Karagwe District in Kagera Region	PSCA-2021-252	Kagera	Petroleum Retail outlet
254	Bageni Company Limited	Plot No. 321, Block "D", Nyankumbu Area, Geita Town in Geita Region	PSCA-2021-253	Geita	Petroleum Retail outlet
255	GBP Tanzania Limited	Plot No. 45, Block "M", Pasiansi Low Density Area in Mwanza City	PSCA-2021-254	Mwanza	Petroleum Retail outlet
256	Simon Angelo Kafuba	Plot No. 6, Block "H", Kishao Area, Karagwe District in Kagera Region	PSCA-2021-255	Kagera	Petroleum Retail outlet
257	Meryicky Group of Companies Limited	Mwakata Village, Isaka Ward, Msalala District in Shinyanga Region	PSCA-2021-256	Shinyanga	Petroleum Retail outlet
258	Mtemi Lawrence Naluyaga T/A Mtemi Service Station	Plot No. 1, Block "A", Chemagati – Kamanga Area, Sengerema District in Mwanza Region	PSCA-2021-257	Mwanza	Petroleum Retail outlet
259	Lugeye Oil Limited	Kabila Village, Nkungulu Ward, Magu District in Mwanza Region	PSCA-2021-258	Mwanza	Petroleum Retail outlet
260	Faustine Ruge Maro	Plot No.3, Block "B", Katenga Area, Bariadi Urban Area in Simiyu Region	PSCA-2021-259	Simiyu	Petroleum Retail outlet
261	Alinda's Transport & Oil Products Limited	Mabira Village, Mabira Ward, Kyerwa District in Kagera Region	PSCA-2021-260	Kagera	Petroleum Retail outlet
262	Afroil Investment Limited-Ukongu	Plot No. P7339, Ukonga, Ilala District Council in Dar es salaam Region	PSCA-2021-261	Dar es Salaam	Petroleum Retail outlet
263	Mohamood Mohamed Duale Transporter Ltd	Plot No. P9056, Charambe area, Temeke Municipality in Dar es Salaam Region	PSCA-2021-262	Dar es Salaam	Petroleum Retail outlet

Appendix 9: List of petroleum facilities constructed without construction approvals in year 2021

S/N	Name of Facility	Type of facility	Location of the facility	
			District	REGION
	Lake Oil Ltd - Miyuji Petrol Station	Petrol Station	Dodoma	Dodoma
	Mohamed Mwameja Petrol Station	Petrol Station	Yombo - Temeke	Dar es Salaam
	Lake Oil Ltd - Kawe Petrol Station	Petrol Station	Kawe - Kinondoni	Dar es Salaam
	Lake Oil Ltd - Kurasini Petrol Station	Petrol Station	Kurasini - Temeke	Dar es Salaam
	Khamis Maganga Kilongozi - Kilongozi Petrol Station	Petrol Station	Igunga	Tabora
	Cosmas Cornely Ndebalema Petrol Station	Petrol Station	Ruzinga - Karagwe	Kagera
	Lake Oil Ltd - Matopeni Petrol Station	Petrol Station	Lindi	Lindi
	Lake Oil Ltd - Moshono Petrol Station	Petrol Station	Arusha	Arusha
	Lake Oil Ltd - Victoria Petrol Station	Petrol Station	Victoria - Kinondoni	Dar es Salaam
	Rulenge - Ngara Catholic Diocese Petrol Station	Petrol Station	Ngara	Kagera
	Guoyang Biotech Company Limited - Waste Oil Recycling Facility	Waste Oil recycling plant	Ilala	Dar es Salaam
	Lake Oil Limited - Forest Service Station	Retail	Mbeya	Mbeya
	Lake Oil Limited - Makambako	Retail	Njombe	Mbeya
	Lake Oil Limited - Makambako Service Station	Retail	Njombe	Njombe

Appendix 10: Summary of Petroleum HSE Incidents Investigated in 2021

SN	Incident and Location	Incident Description	Incident Impact(s)	Corrective Action
1	Fuel road tanker truck with registration No. D7804A/T1083A owned by Interpetrol Company of Burundi was hit by another truck, causing oil (AGO) spillages. Incident occurred on 19 th February 2021 at Misigiri Village (at a parking bay, along Singida – Nzega highway), Iramba District in Singida Region.	The tanker loaded with 37,000 litres of transit diesel at Oryx Oil Company – Kurasini Terminal was hit by another truck. The fuel tanker was damaged on the left side of compartment No. 3 causing a hole from which the diesel was profusely discharged to the ground. About 6,650 litres were spilled.	Impacts are: (a) Damage to one compartment (No. 3) of the fuel road tanker, causing product spill; (b) Product loss of 6,650 litres of AGO; and (c) Environmental pollution due to uncontrolled release of product (AGO) into the ground.	The Authority informed NEMC and LATRA about the accident and also ordered the owner of the consignment to: (i) Consult NEMC for guidance on cleaning and restoration of the polluted area back to its original state; and (ii) Once clean-up was completed, the owner was ordered to inform the Authority by submitting supporting evidence that clean-up of the polluted area has been done as required.
2	Oil spillages due to overturned fuel road tanker truck with registration No. T439 BNS/T484 BMT which occurred on 12 th January 2021 at Mangae Mbuyuni village, Mvomero District in Morogoro region.	The tanker loaded with 36,000 litres of MSP and AGO overturned while the driver was trying to avoid a head-on collision with another vehicle which was overtaking another vehicle in the opposite direction. All the products spilled to the environment.	Impacts are: (a) Injuries to the driver and co-driver; (b) Loss of products 36,000 litres of MSP and AGO; (c) Environmental pollution due to oil spillages; and (d) Damage to the road fuel tanker truck.	The Authority ordered the owner of the consignment to: (i) Consult NEMC for guidance on cleaning up and restoration of the polluted area to its original state; and (ii) Inform the Authority after cleaning the site by submitting supporting evidence to show that clean-up of the polluted area has been done and is complete.

SN	Incident and Location	Incident Description	Incident Impact(s)	Corrective Action
3	Oil spillages due to overturned fuel road tanker truck with registration No. T610 DBY/T977 CRH, which occurred on 16 th January 2021 at Maguha village, Dumila area, Kilosa District, in Morogoro region.	The tanker loaded with 37,000 litres of MSP overturned while the driver was trying to avoid a head-on collision with another vehicle. The tanker moved off the road and ended up into a ditch. About 3,200 litres of MSP leaked from the manhole covers during the incident and while the tanker was being towed by a crane from a ditch.	Impacts are: (a) Extensive damage to the cabin and a tank containing fuel of the road tanker; (b) Loss of about 3,200 litres of MSP; and (c) Environmental pollution due to leakage of MSP.	The Authority ordered the owner of the consignment to: (i) Consult NEMC for guidance on cleaning up and restoration of the polluted area to its original state; and (ii) Once clean-up was completed, owner was ordered to inform the Authority by submitting supporting evidence that clean-up of the polluted area was done as required.
4	Oil spillages due to discharge of diesel from a fuel road tanker truck with registration No. D7709A/T0987A owned by Interpetrol Company Burundi of P. O. Box 165, Bujumbura, Burundi which occurred on 28 th February 2021 at Misigiri Village (at a parking bay, along Singida – Nzega highway), Iramba District in Singida Region	The offloading side of the tanker loaded with 37,000 litres of transit diesel hit a TANESCO transmission pole while the driver was trying to reverse. The impact damaged the joint of the offloading pipe for compartment No. 3. The diesel was profusely discharged to the ground through the damaged joint. The compartment was loaded with 7,000 litres of transit diesel and all of it was discharged to the ground.	Impacts are: (a) Damaged offloading joint for compartment No. 3; and (b) Loss of 7,000 litres of product (AGO); and (c) Environmental pollution due to uncontrolled release of AGO product.	The Authority asked: (i) TRA to provide information regarding the owner and the clearing agent of the consignment; (ii) The responsible entity to consult NEMC and take all appropriate steps to clean-up the spilled petroleum product and restore the polluted area to its original state; and
5	Oil spillage due to overturning of a road tanker with registration No. T 942 DKH/ T 103 DKY owned by World Oil (T) Limited of P.O. Box 75175 Dar es Salaam. The incident occurred on 29 th May 2021 at Mboga area near Msoga village along Chalinze – Segera highway in Coast region.	The truck overturned and spilled 13,300 litres of AGO product out of 33,500 litres which was loaded at GBP (T) Ltd – Tanga depot. The product was being transited to Lusaka, Zambia. The recovered product (20,200 litres) was transferred into another road tanker truck with Reg. No. T 958 DKH/ T 990 DJX.	Impacts are: (a) Extensive damage to the truck and trailer; (b) Product loss whereby 13,300 litres of diesel spilled; and (c) Environmental pollution.	The Authority required (i) World Oil (T) Limited to clean up the polluted area and submit a detailed report; and (ii) The Authority required the owner of the road tanker truck to periodically conduct inspections of the company's fuel road tankers to ensure they are roadworthiness.

SN	Incident and Location	Incident Description	Incident Impact(s)	Corrective Action
6	Overturning of a fuel road tanker truck with Registration No. T671CHR/T411CFR owned by ASAS Transporters Co. Ltd of P.O. Box 562, Iringa. This occurred at Mbimba village, Mbozi district in Songwe Region on 27th November 2021. The road tanker loaded 35,500 litres of diesel from Oilcom (T) Ltd depot was heading to DRC	The vehicle was coming in the opposite direction of the road fuel tanker and tried to overtake another vehicle on the lane of the road that the fuel tanker was on. While overtaking, the vehicle stopped suddenly on the road due to mechanical fault. After tanker driver observed that during drive, he drove off the road to avoid head on collision with the vehicle and that resulted to both hose and trailer carrying fuel tank to overturn	Impacts are: (a) Loss of 3,800 litres of diesel product; (b) Environmental pollution due to oil spills. (c) Natural vegetation was burnt; (d) Minor damage to road fuel tanker cabin; and (e) Minor injury to the driver	The Authority requested: (i) The operator to clean-up the polluted area; (ii) LATRA to ensure that frequent induction and defensive driving courses (DDC) to drivers of tankers are undertaken; and (iii) LATRA and EWURA to continue providing awareness to the drivers and general public regarding the danger of petroleum products through formal meetings, informational leaflets, television and radio programmes.
7	Overturning of a road fuel tanker with registration No. T563CVM/T219CDF owned by UKOD International Co. Ltd that occurred at Ng'apa Village, Mikumi Ward, Kilosa District in Morogoro Region on 7 th December 2021.	The truck which was loaded with 37,544 litres of PMS that was being transited from Dar es Salaam to Congo overturned at a sharp corner at Ng'apa village. Some of the product spilled while the rest was filled in jerry cans by local residents. No product was recovered.	Impacts are: (a) Loss of 37,544 litres of PMS product; (b) Damage to the truck cabin and tank; and (c) Environmental pollution due to oil spills.	The Authority informed NEMC and LATRA about the accident and also ordered the owner of the consignment to: (i) Consult NEMC for guidance on cleaning and restoration of the polluted area back to its original state; and (ii) Once clean-up completed, the owner was required to inform the Authority by submitting supporting evidence that clean-up of the polluted area was done as required.

SN	Incident and Location	Incident Description	Incident Impact(s)	Corrective Action
8	Leakage of diesel (AGO) from a 24-inch pipeline owned by TPA near the Single Buoy Mooring (SBM). The incident occurred on 20 th January 2021.	The 24-inch AGO pipeline property of TPA suspected to be drilled/punched was leaking at offshore SBM area.	Impacts are: (a) Loss of diesel product (quantity was not established); (b) Environmental pollution; and (c) Increase in demurrage costs as the vessel had to wait for repair of the punctured pipe.	The Authority asked: (i) TPA to provide a report about the incident, including the exact quantity of spilled product (AGO), cause of the incident and corrective action taken and/or to be taken to prevent the recurrence of similar incidents in future; (ii) TPA to liaise with NEMC and take appropriate steps to clean-up the spilled petroleum product and restore the polluted area to its original state;
9	Illegal connections to the 24-inch TPA diesel pipeline from Single Buoy Mooring (SBM) to KOJ at Maweni Kisota, Kigamboni Municipality in Dar es Salaam region. The incident was discovered by the Tanzania Police Force on 31 st May 2021. On 1 st June 2021, EWURA participated in the investigation team.	The 24" TPA pipeline from SBM was found drilled and a pipeline connected to it illegally leading to the concrete underground storage tank which is located in a fenced house. The pump believed to be used for pumping the fuel from the storage tank to the road fuel tankers was found installed to the connected pipeline to facilitate pumping the fuel to the loading point which is located at the yard within the suspect's rented premise. Two more pumps believed to support the illegal operation were found in one of the rooms of the house within the suspect's yard.	Impacts are: (a) Loss of diesel product (quantity not established) leading to loss of Government revenues; and (b) Posing imminent danger to health, safety and environment (HSE), fire explosion and oil spill are the most probable incidents.	The Authority advised: (i) TPA to conduct inspection of the entire pipeline route in order to uncover illegal connections, if any; (ii) TPA to strengthen surveillance of the pipeline to protect it from theft and vandalism; and (iii) The Authority took legal action against the Legacy 128 Limited (the operator who is the suspect) for conducting petroleum retail business without a licence and in a manner which is detrimental to HSE.

SN	Incident and Location	Incident Description	Incident Impact(s)	Corrective Action
10	Leakage of Mansoor Oil Industries Limited (MOIL) AGO receiving pipeline traversing from Kurasini Oil Jetty (KOJ) to their terminal located at Vijibweni area, Kigamboni Municipality in Dar es Salaam region. The incident occurred on 15th July 2021.	Diesel spillages from receiving pipeline traversing from KOJ to storage terminals at Vijibweni area, Kigamboni Municipality in Dar es Salaam region was observed. On excavation, it was revealed that the diesel (AGO) pipeline owned by MOIL was the one leaking due to corrosion.	Impacts are: (c) Loss of product of which the quantity was not established; and (d) Environmental pollution	The Authority requested: (i) MOIL to repair the leaking pipeline; and (ii) All terminal owners to conduct pipeline inspection to ascertain the integrity of their receiving pipelines.
11	A cargo truck (without a driver) while waiting to deliver the cargo to TPA, accelerated from the parking lot at KOJ – Kitopeni area, hit the security guard who died and damaged TIPER's 14-inch AGO pipelines. The incident occurred on 22nd September 2021 in Dar es Salaam region.	The cargo truck which was parked at the parking lot waiting to deliver cargo to TPA accelerated about 120m and hit a 20-foot container, which then hit the night shift supervisor security guard at KOJ – Kitopeni area causing his death. The truck also collided with the TIPER product pipelines which were damaged (bent) resulting in a minor leakage (about 5 litres) of AGO product from the 14-inch pipeline. The leakages were immediately contained by tightening the loose joint on the pipeline.	Impacts are: (e) Minor leakage of petroleum product (AGO), about 5 litres were spilled; (f) Death of one security guard; (g) Bending of product pipelines; and (h) Environmental pollution due to leakages.	TIPER acted promptly and: (i) Contained the leakage by tightening the flange joint; and (ii) Deployed three additional security guards to strengthen the security and guiding of trucks drivers.



Energy and Water Utilities Regulatory Authority,
EWURA House, Plot No 3, Block AD, Medeli West,
P.O. Box 2857, Dodoma, Tanzania.
Tel: +255 (0) 26 232 9002/3,
Fax: +255 (0) 26 232 9005,